


2<sup>nd</sup> Edition

# Family and Friends

## Starter Workbook



OXFORD


Naomi Simmons



2<sup>nd</sup> Edition

# Family and Friends

## Starter Workbook



**Naomi Simmons**

**OXFORD**  
UNIVERSITY PRESS

Great Clarendon Street, Oxford, OX2 6DP, United Kingdom

Oxford University Press is a department of the University of Oxford.  
It furthers the University's objective of excellence in research, scholarship,  
and education by publishing worldwide. Oxford is a registered trade  
mark of Oxford University Press in the UK and in certain other countries

© Oxford University Press 2014

The moral rights of the author have been asserted

eBook Edition

ISBN: 978 0 19 480966 5 Interactive ebook

ISBN: 978 0 19 480968 9 Interactive ebook – app version

First published in 2014

### **No copying or file sharing**

This digital publication is protected by international copyright laws.

No part of this digital publication may be reproduced, modified, adapted,  
stored in a retrieval system, or transmitted, in any form or by any means,  
to any other person or company without the prior permission in writing  
of Oxford University Press, or as expressly permitted by law. Enquiries  
concerning reproduction outside the scope of the above should be sent to  
the ELT Rights Department, Oxford University Press, at the address above

You must not modify, adapt, copy, store, transfer or circulate the contents  
of this publication under any other branding or as part of any other product.  
You may not print out material for any commercial purpose or resale

Any websites referred to in this publication are in the public domain and  
their addresses are provided by Oxford University Press for information only.  
Oxford University Press disclaims all and any responsibility for the content  
of such websites


### **ACKNOWLEDGEMENTS**

*Illustrations by:* Barbara Bongini/The Organisation pp.11, 17, 21, 23, 30, 31, 39,  
45, 49, 53, 55, 61, 67, 71, 74; Simon Clare pp.6, 8, 12, 14, 18, 20, 24, 26, 34, 36,  
40, 42, 46, 48, 56, 58, 62, 64, 68, 70; Andy Hamilton pp.16, 38, 44, 54, 60, 66;  
John Haslam pp.76, 77; Dusan Pavlic/Beehive Illustration pp.28, 29, 50, 51, 72,  
73; Christos Skaltsas pp.4, 5, 9, 10, 15, 22, 27, 32, 33, 37, 43, 52, 58, 59, 65; Lisa  
Smith/Sylvie Poggio Artists Agency pp.13, 19, 25, 35, 47, 63.

*Animations by:* GS animations.

# Contents



<b>Starter Unit</b>	<b>Hello!</b>	<b>4</b>
<b>Unit 1</b>	<b>What colour is it?</b>	<b>10</b>
<b>Unit 2</b>	<b>What's this?</b>	<b>16</b>
<b>Unit 3</b>	<b>Is it a plane?</b>	<b>22</b>
<b>Values Time! 1</b>	<b>Be polite</b>	<b>28</b>
<b>Review 1</b>		<b>30</b>
<b>Unit 4</b>	<b>This is my mum!</b>	<b>32</b>
<b>Unit 5</b>	<b>He's happy!</b>	<b>38</b>
<b>Unit 6</b>	<b>They're bears!</b>	<b>44</b>
<b>Values Time! 2</b>	<b>Share with others</b>	<b>50</b>
<b>Review 2</b>		<b>52</b>
<b>Unit 7</b>	<b>Are they teachers?</b>	<b>54</b>
<b>Unit 8</b>	<b>I've got a shirt!</b>	<b>60</b>
<b>Unit 9</b>	<b>I like plums!</b>	<b>66</b>
<b>Values Time! 3</b>	<b>Be kind to animals</b>	<b>72</b>
<b>Review 3</b>		<b>74</b>
<b>Review game!</b>		<b>76</b>
<b>Handwriting</b>		<b>78</b>





## Lesson One Words

### 1 Look and trace.



### 2 Point and say.

Hello, Tim.

# 1 Look and match.

1

a

2

b

3

c


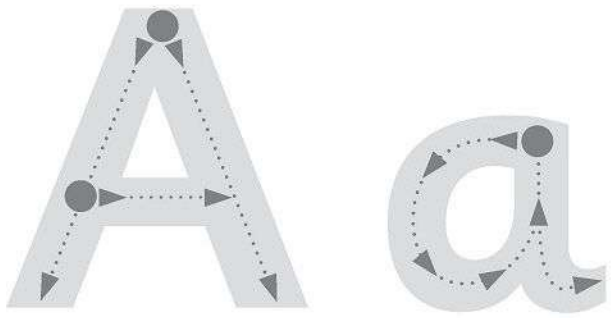
# 2 Point and say.

What's your name?

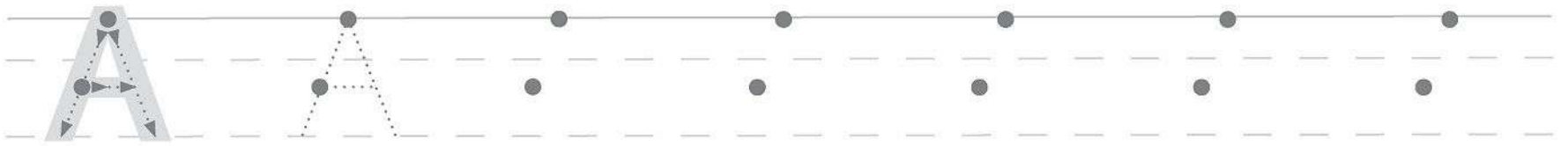
I'm Rosy.



1 Trace.




2 Trace and write the letter Aa.



3 Trace the letters on the words.



Annie

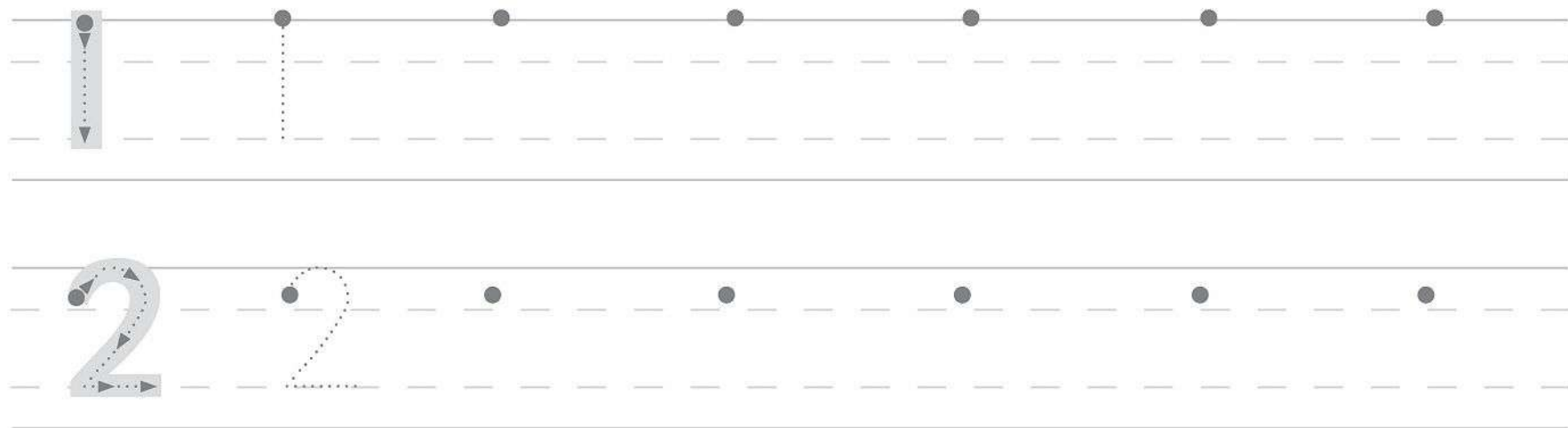


apple

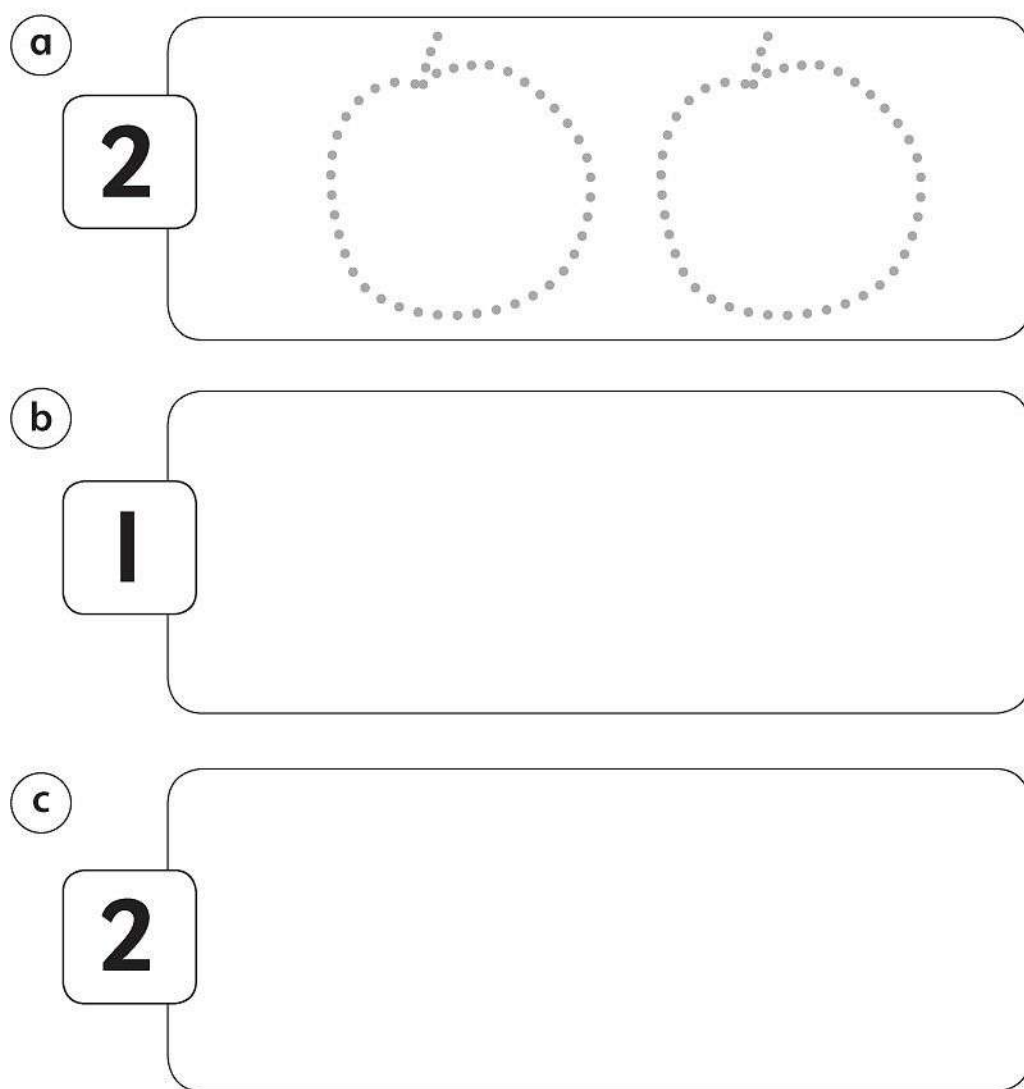
4 Find and colour the letter Aa.

Aa Bb Cc Dd Ee  
Ff Gg Hh Ii

1 Trace and write the numbers.



2 Look at the numbers and draw.

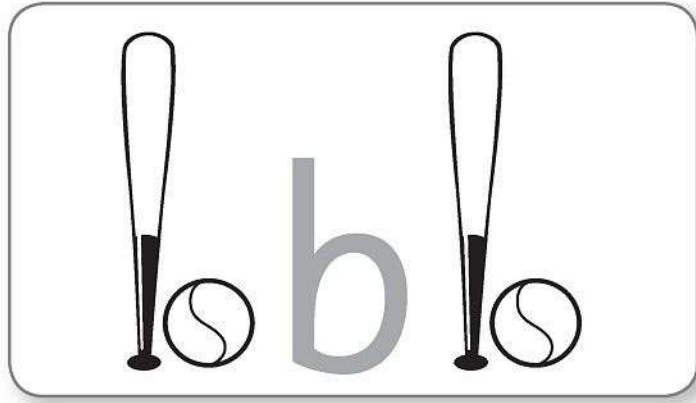
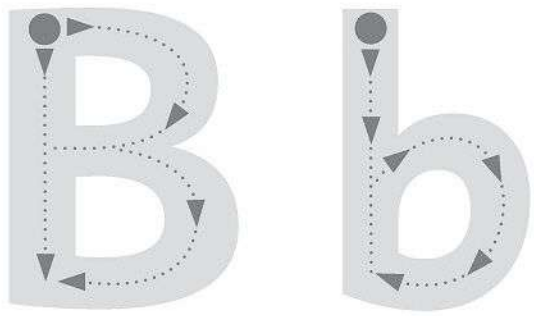


3 Colour the numbers 1 and 2.

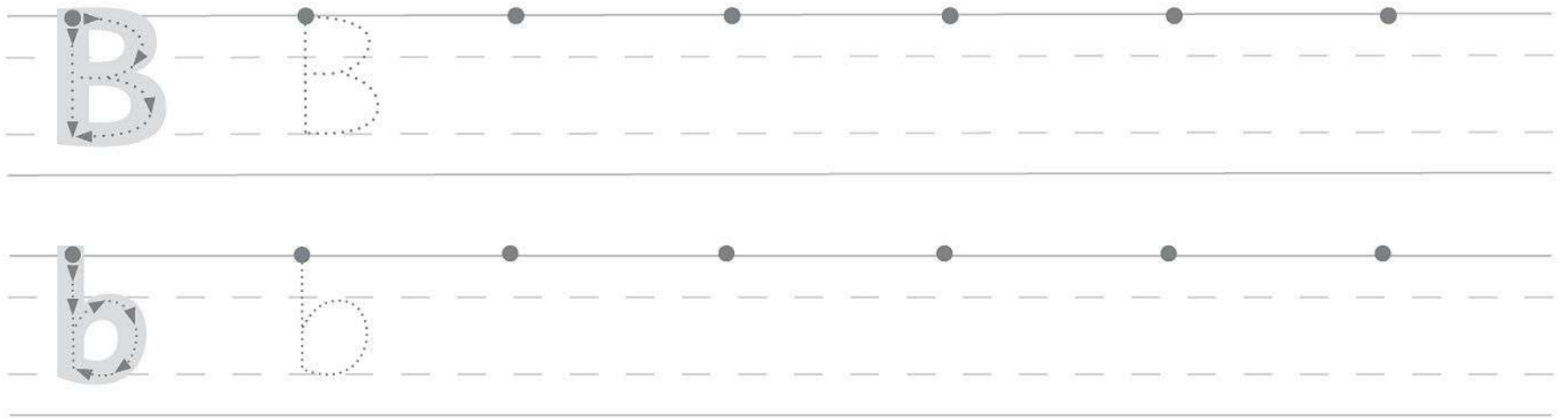




1 Trace.



2 Trace and write the letter *Bb*.



3 Trace the letters on the words.



boy



bat

4 Find and colour the letter *Bb*.

Aa Bb Cc Dd Ee  
Ff Gg Hh Ii

1 Finish the picture. Trace.



2 Point and say.



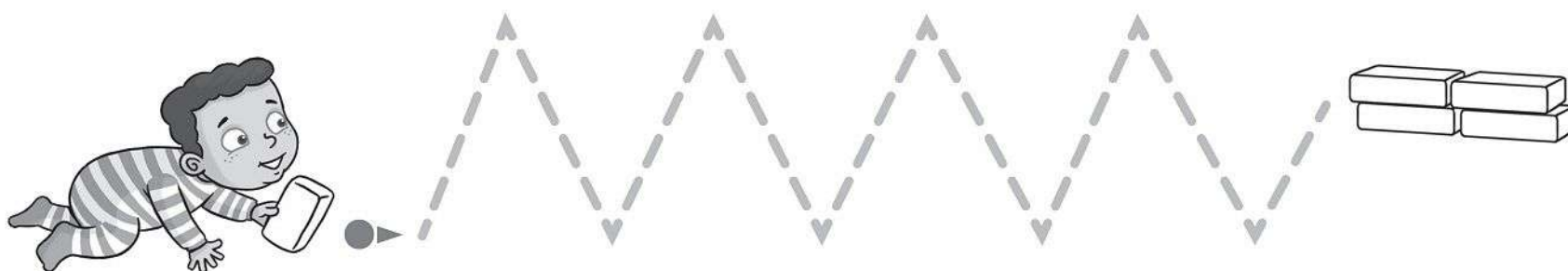
I'm Billy.

Goodbye.



## Lesson One Words

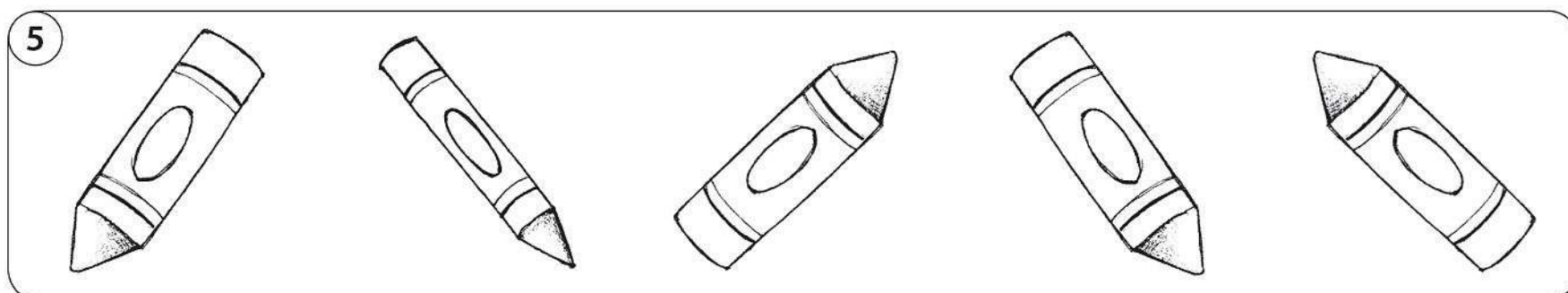

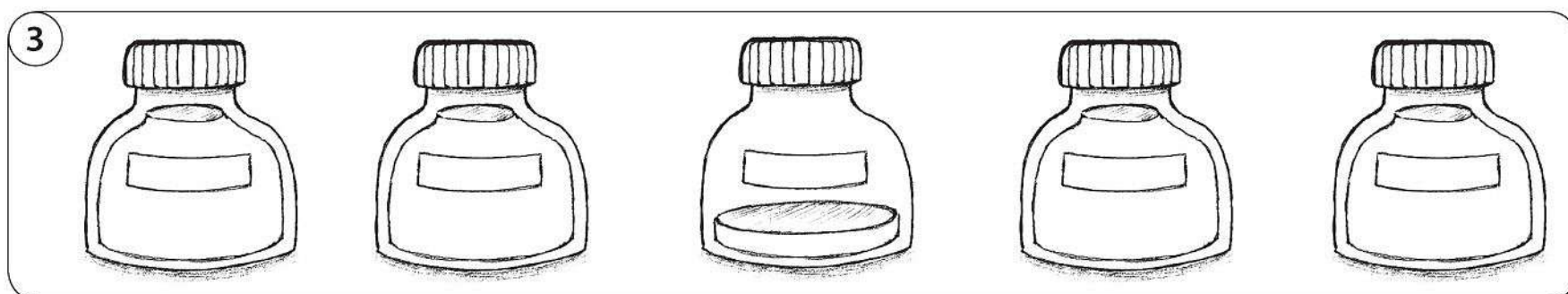
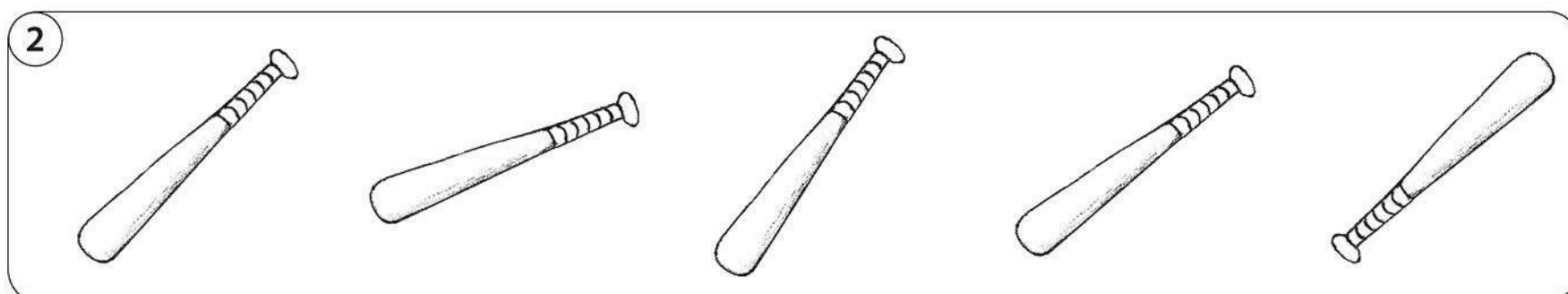
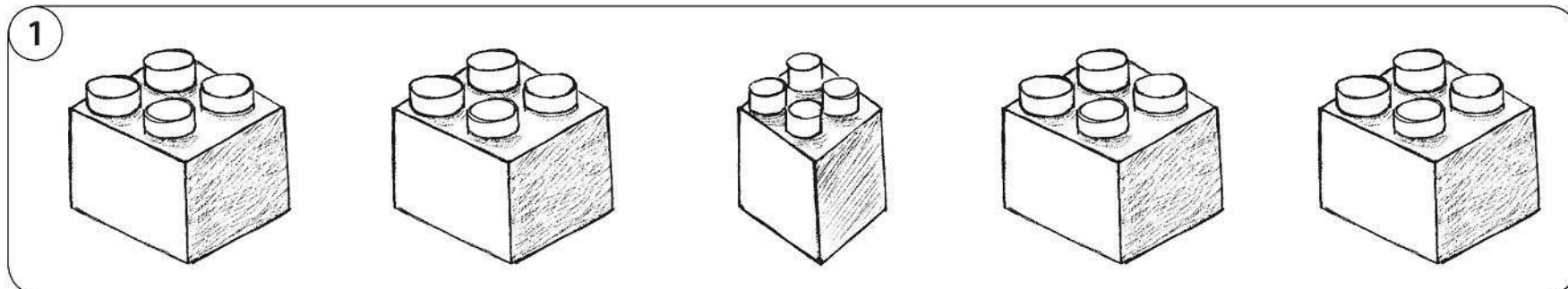
### 1 Trace and colour.



### 2 Point and say.

red

# 1 Colour the odd-one-out.



## 2 Point and say.

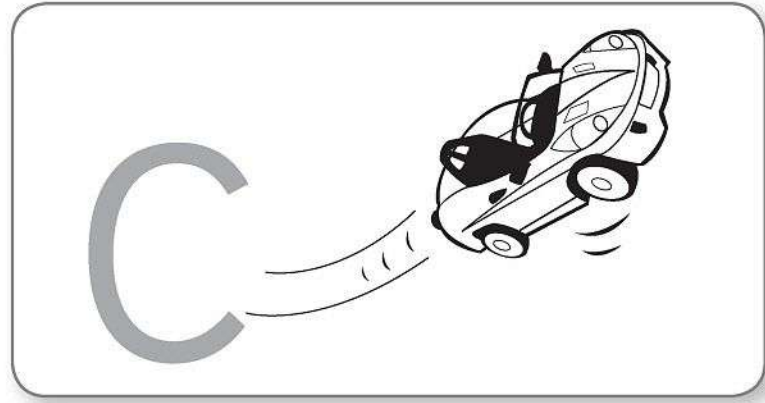

What colour is it?

It's ...

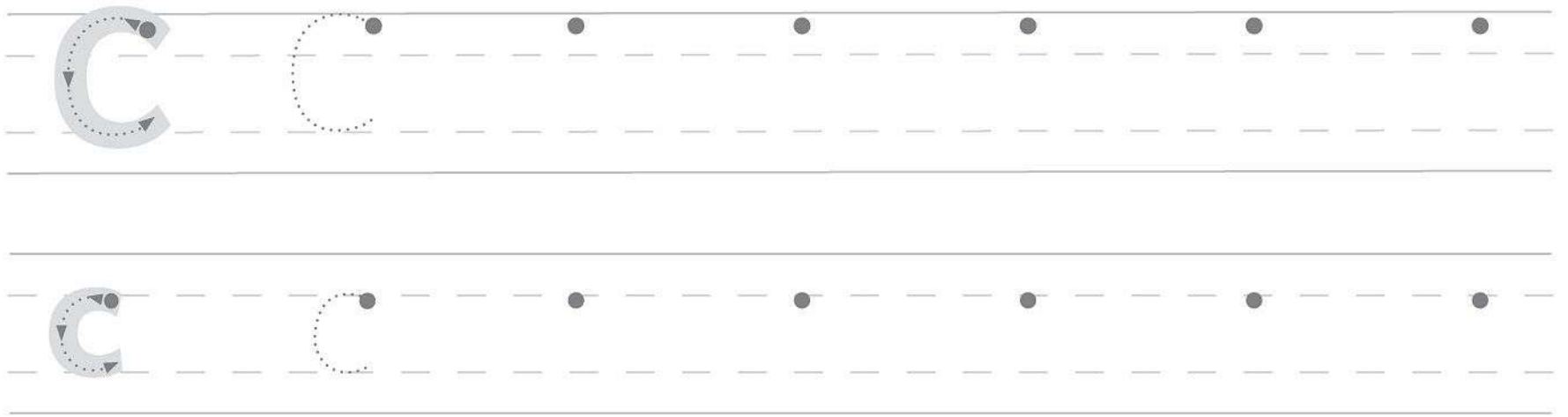


## Lesson Three Sounds and letters

### 1 Trace.



### 2 Trace and write the letter Cc.



### 3 Trace the letters on the words.



cat

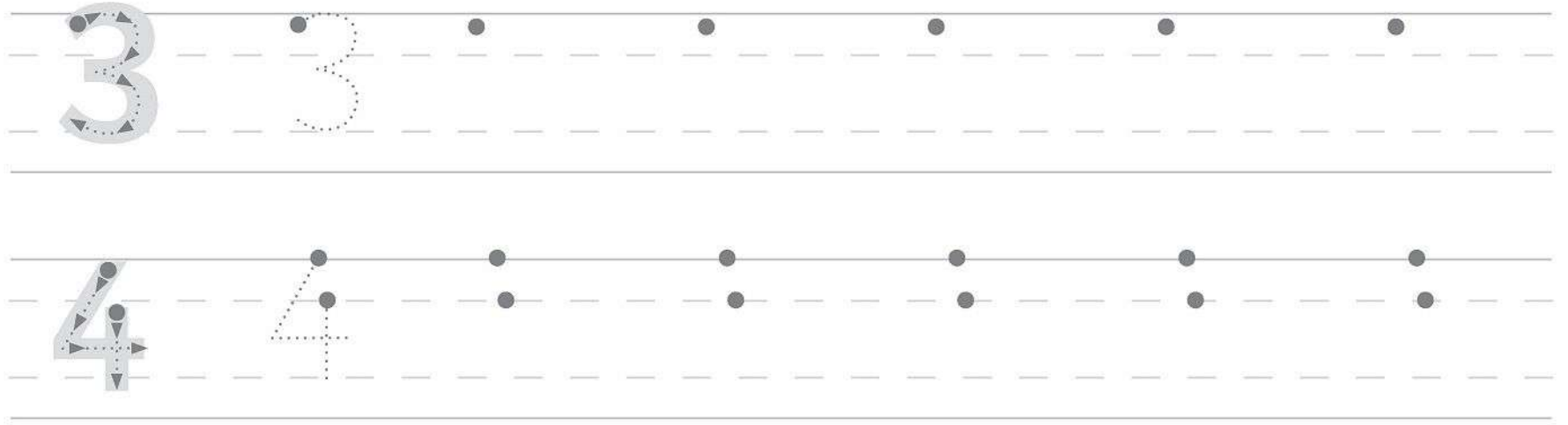


car



### 4 Find and colour the letter Cc.

Aa Bb Cc Dd Ee  
Ff Gg Hh Ii

1 Trace and write the numbers.




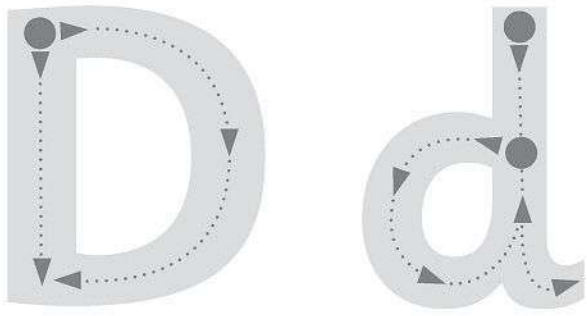
2 Count and write the numbers.



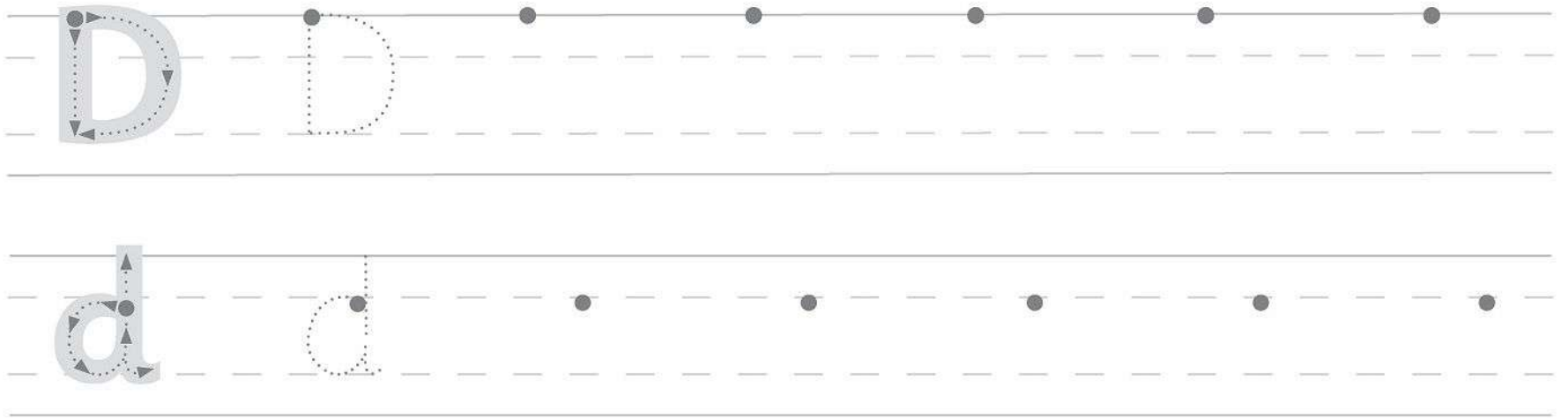
3 Colour the numbers 3 and 4.



1 Trace.




2 Trace and write the letter Dd.



3 Trace the letters on the words.



dog





duck

4 Find and colour the letter Dd.

Aa Bb Cc Dd Ee  
Ff Gg Hh Ii



# 1 Look and colour the numbers.



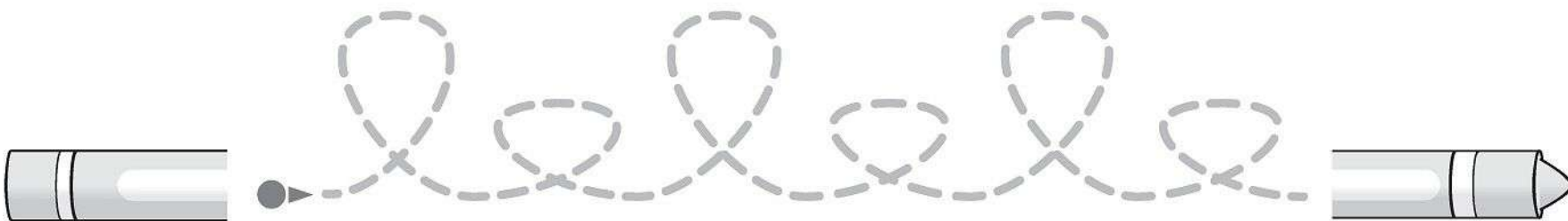
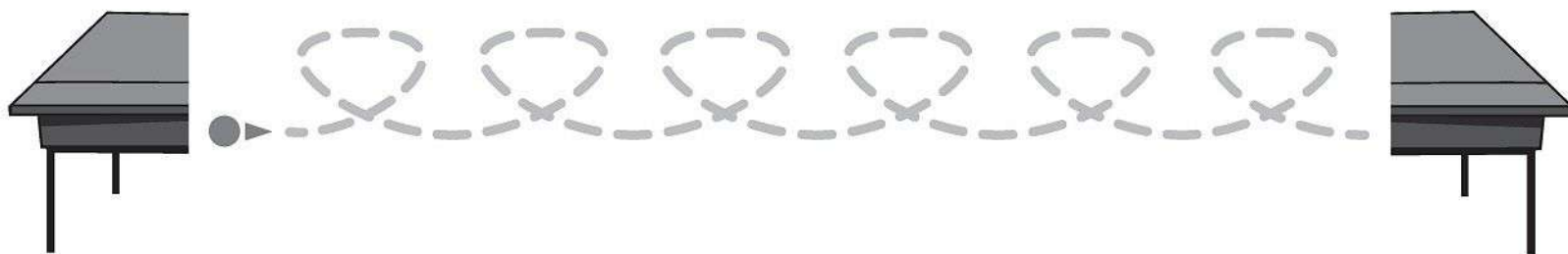

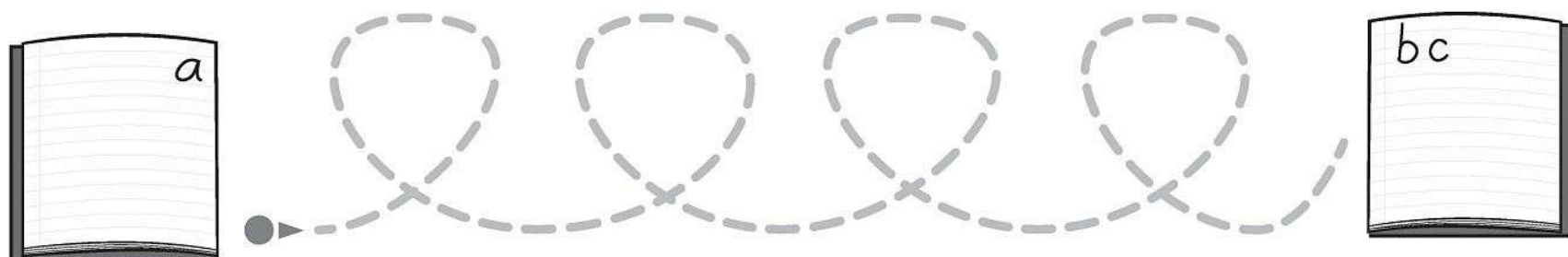
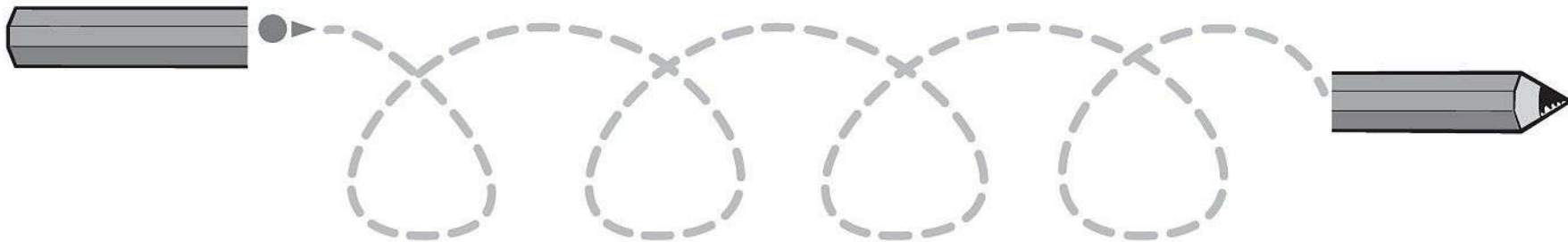
## 2 Point and say.

What colour is it?

It's ...

## Lesson One Words


## 1 Look and trace.



## 2 Point and say.

pencil

1 Colour the shapes with a dot.




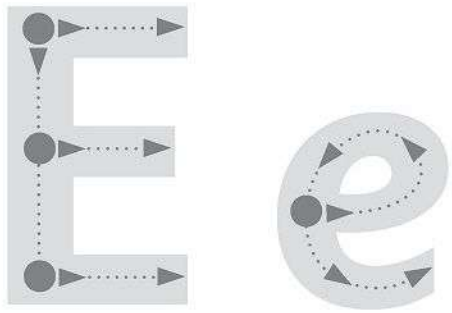
2 Point and say.

What's this?


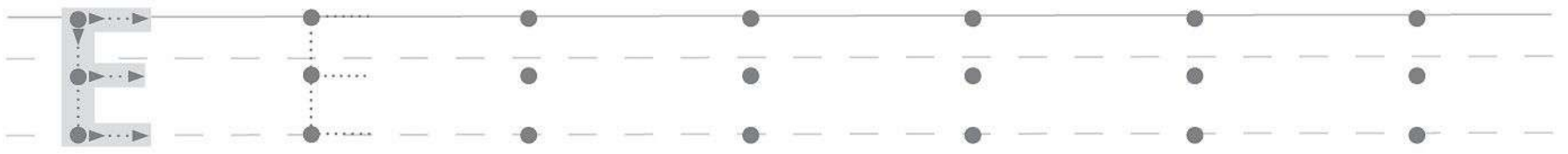
It's a chair.




1 Trace.




2 Trace and write the letter Ee.



3 Trace the letters on the words.



Ellie  
elephant



egg

4 Find and colour the letter Ee.


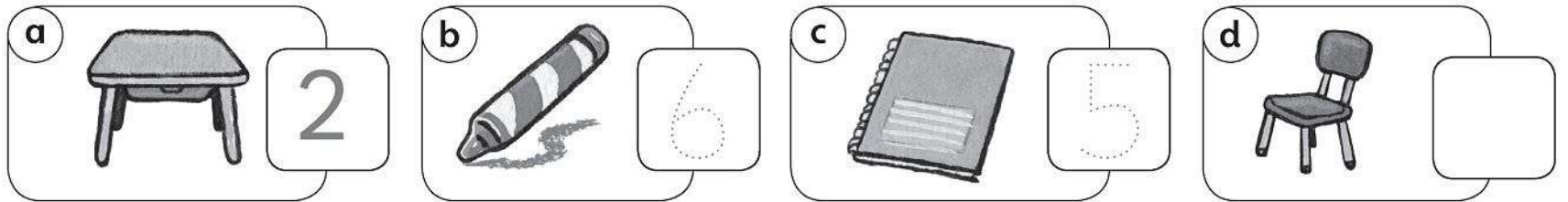
Aa Bb Cc Dd Ee  
Ff Gg Hh Ii

1 Trace and write the numbers.



2 Count and write the numbers.


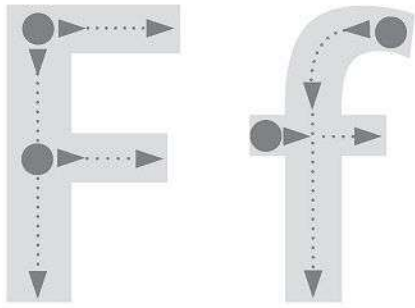
2 3 5 6




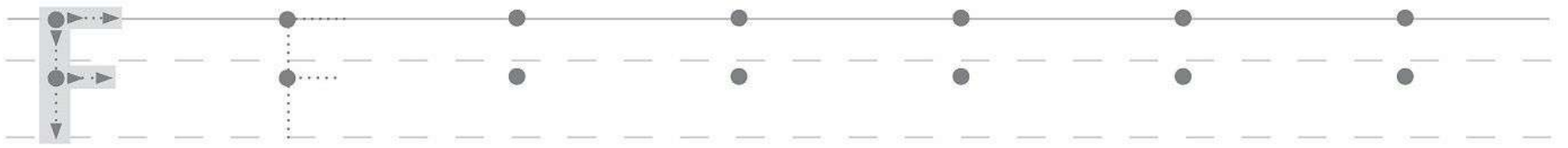
3 Colour the numbers 5 and 6.

1 2 3 4 5 6 7 8 9 10


1 Trace.



2 Trace and write the letter Ff.



3 Trace the letters on the words.



fish



farm

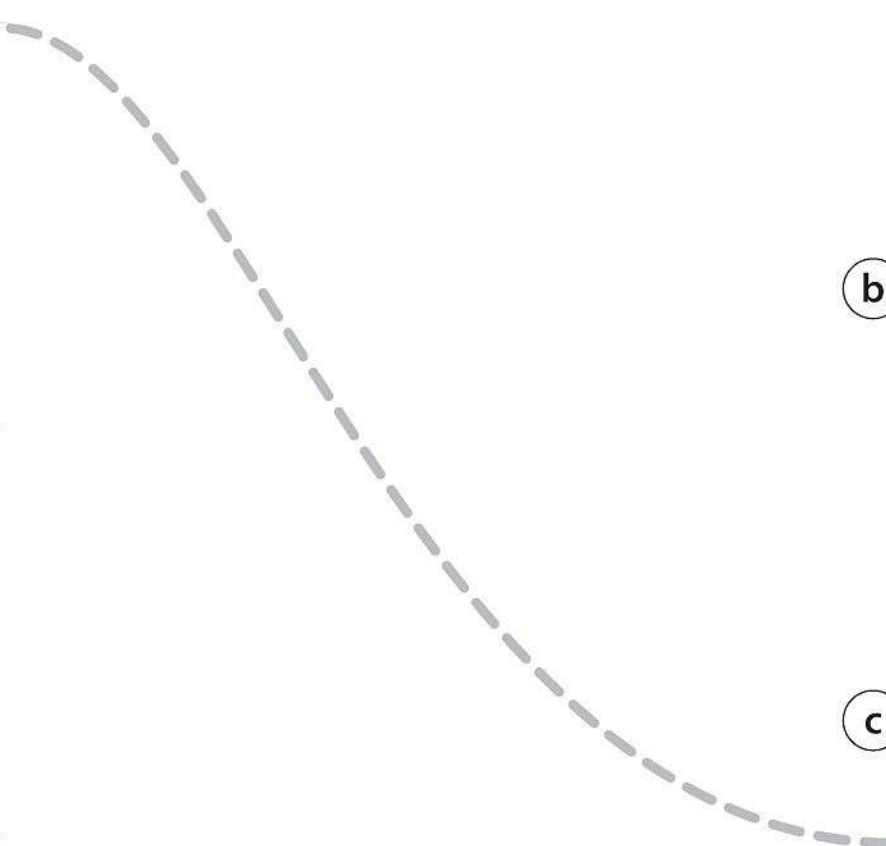
4 Find and colour the letter Ff.

Aa Bb Cc Dd Ee  
Ff Gg Hh Ii

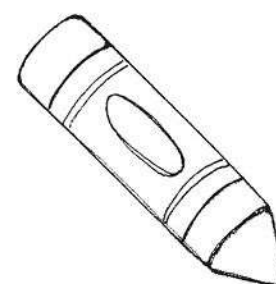


# 1 Look and match.

1



a



2



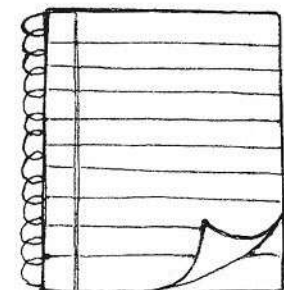
b



3



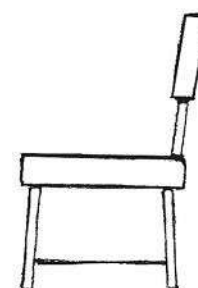
c



4



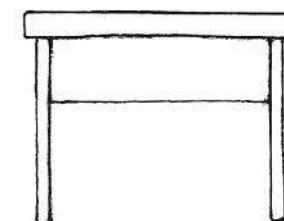
d



5



e



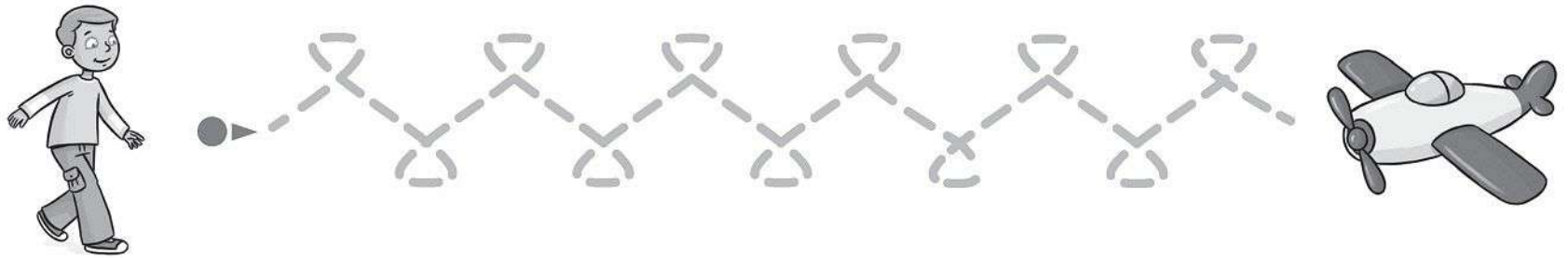
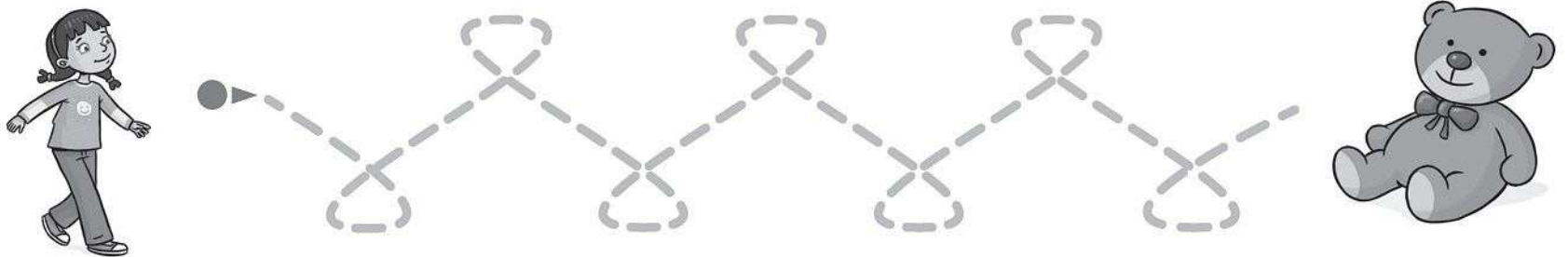
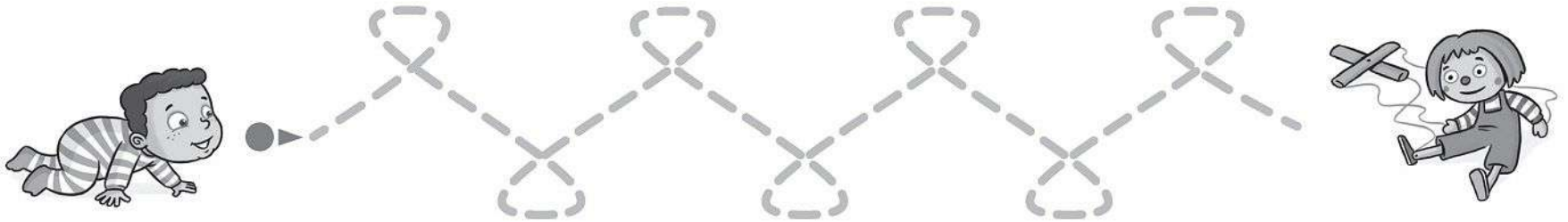


## 2 Colour the pictures and say.

It's a chair. It's red.

## Lesson One Words

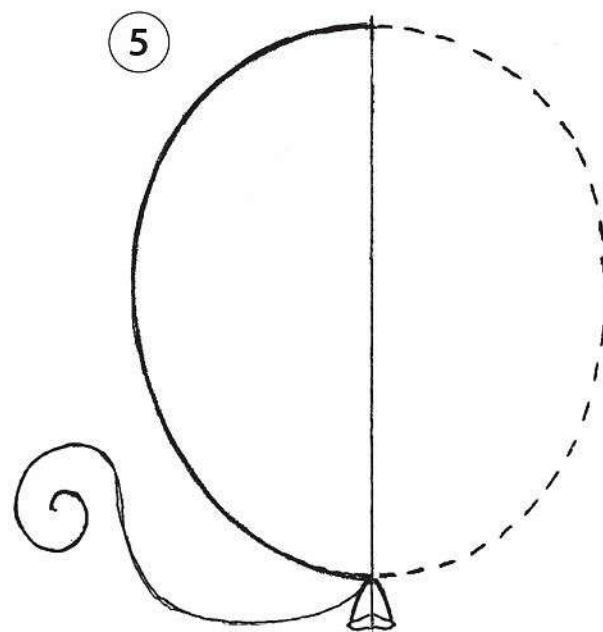
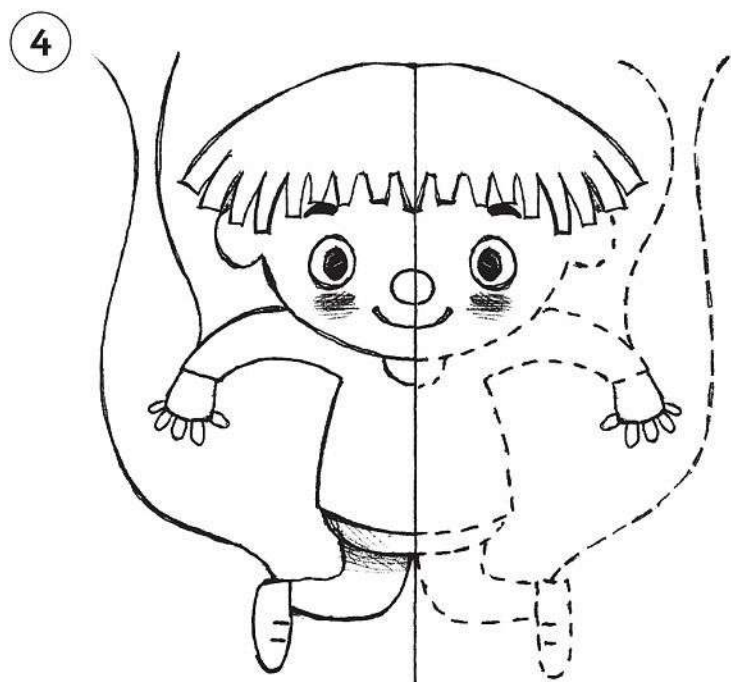


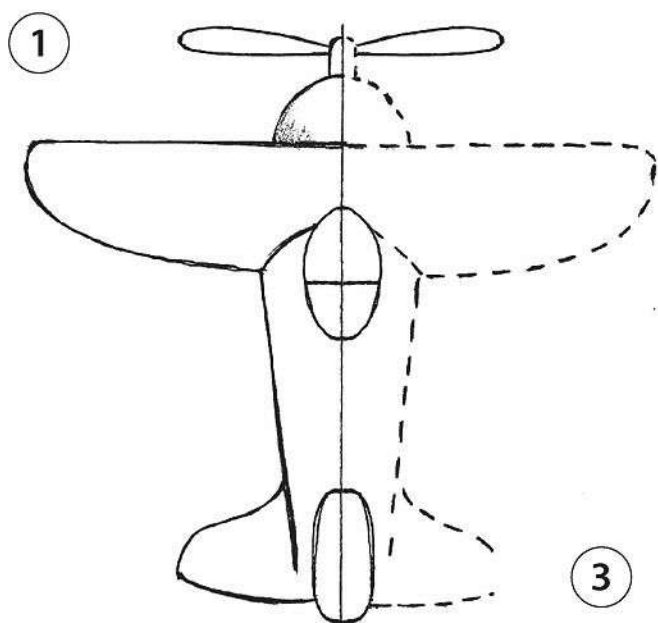
## 1 Look and trace.



## 2 Point and say.

It's a puppet.

# 1 Complete the pictures.



## 2 Point and say.

Is it a plane?


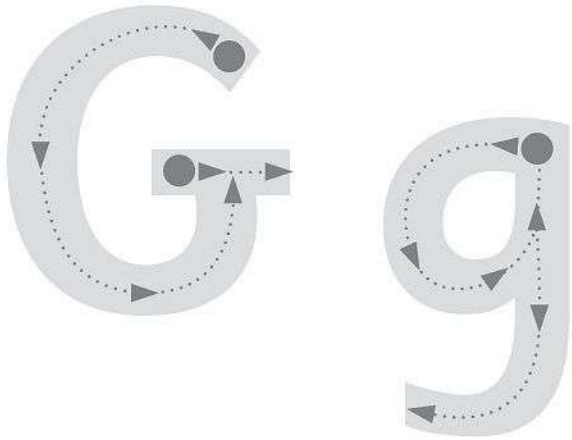
Yes, it is.

Is it a balloon? Yes, it is. No, it isn't.

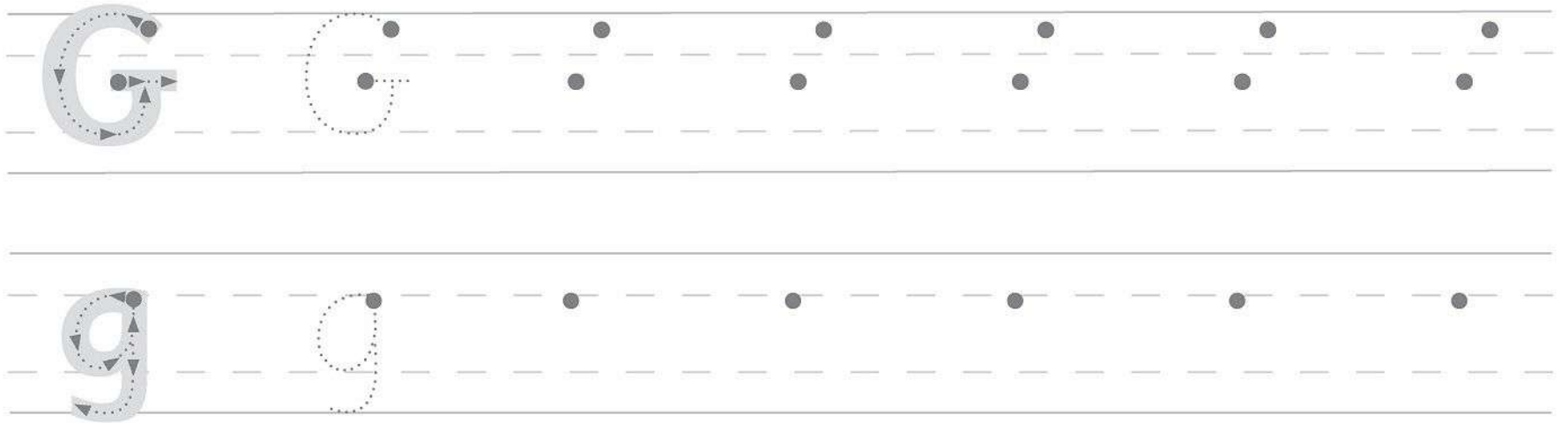
Unit 3



1 Trace.



2 Trace and write the letter Gg.



3 Trace the letters on the words.



girl

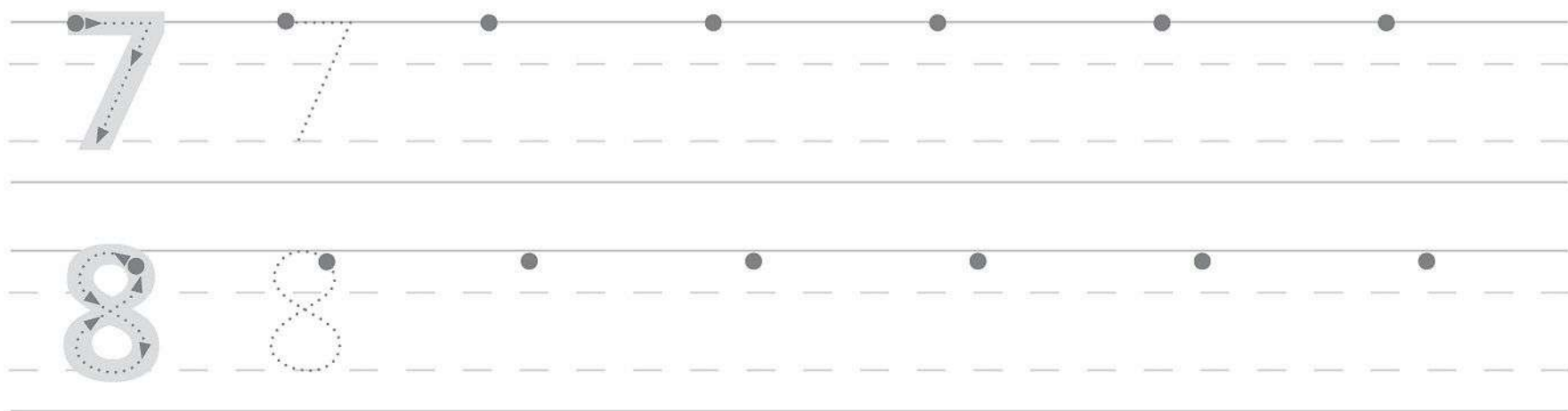


guitar

4 Find and colour the letter Gg.



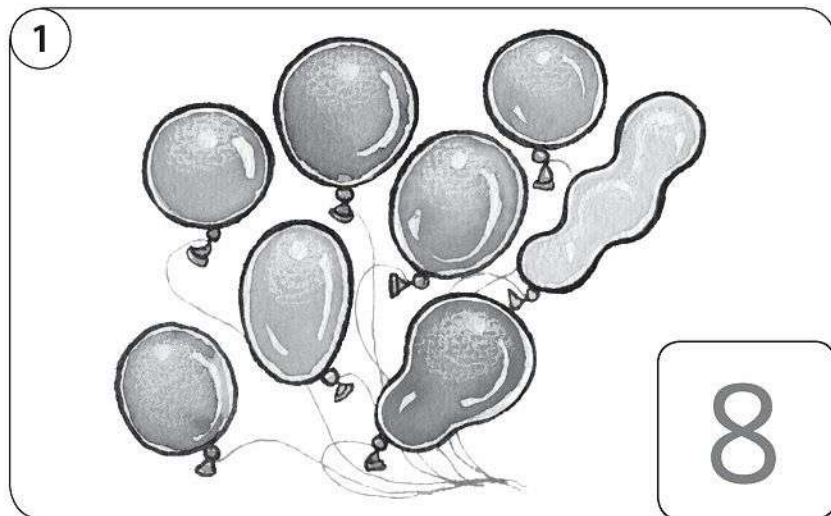
Aa Bb Cc Dd Ee  
Ff Gg Hh Ii

1 Trace and write the numbers.



2 Count and write the numbers.

2 4 7 8

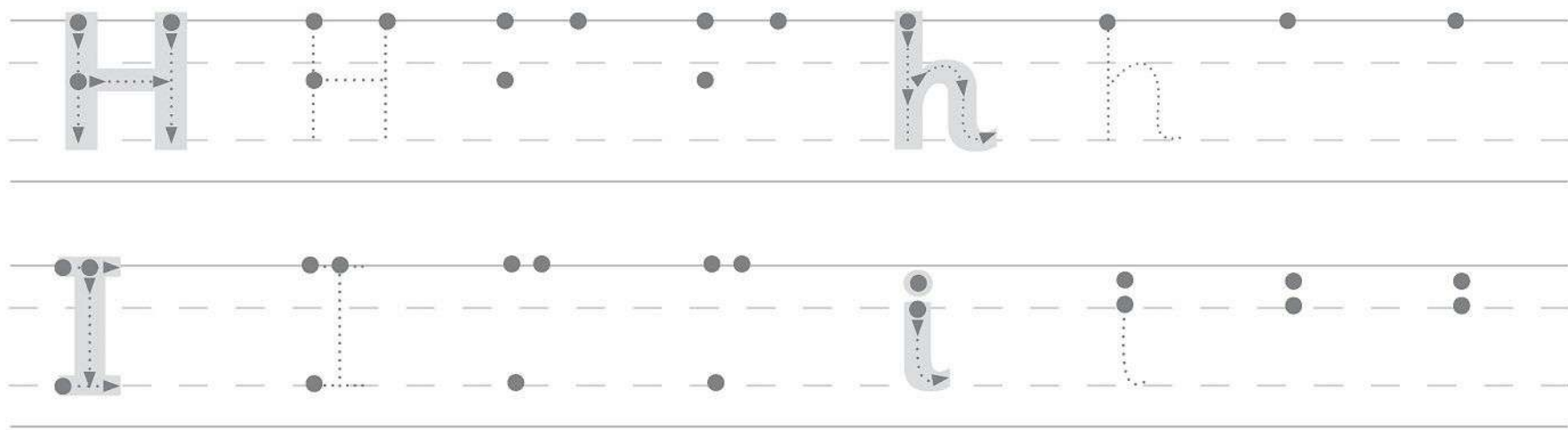


3 Colour the numbers 7 and 8.

1 2 3 4 5 6 7 8 9 10

## Lesson Five Sounds and letters


1 Trace and write the letters *Hh* and *Ii*.




2 Trace the letters on the words.



hat



horse



insect





ill

3 Find and colour the letters *Hh* and *Ii*.

Aa Bb Cc Dd Ee  
Ff Gg Hh Ii



# 1 Look and connect.



## 2 Point and say.

Is it a teddy?

No, it isn't.

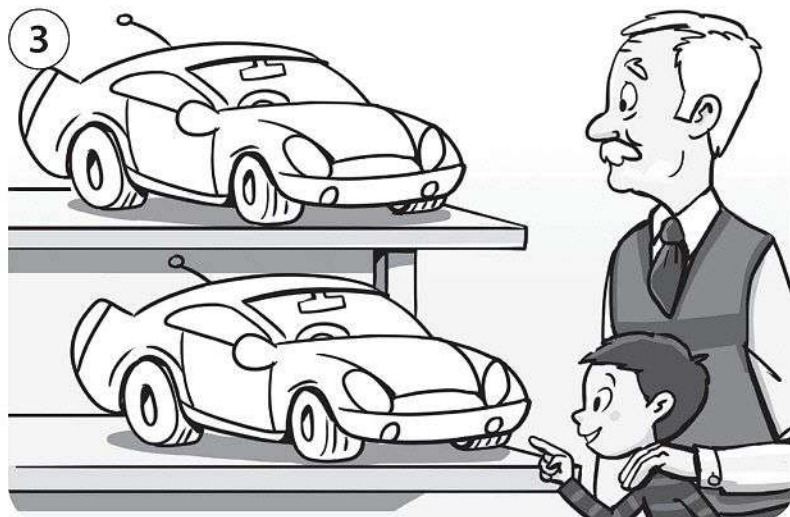




# Values Time! ①


## Everyday English

1 Colour. Then point and say.

Green, please.

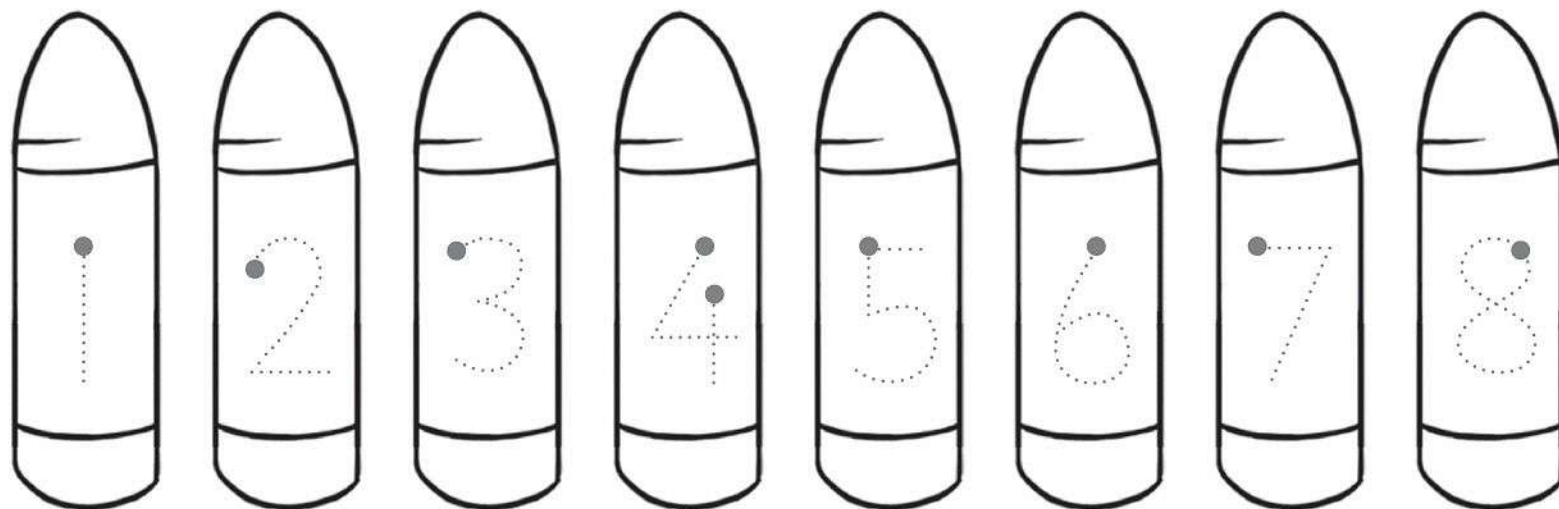


2 Look and draw 😊 or ☹️.






1 Trace the numbers. Colour the crayons.









2 Colour the numbers.





## 1 Look and draw what is missing. Colour.

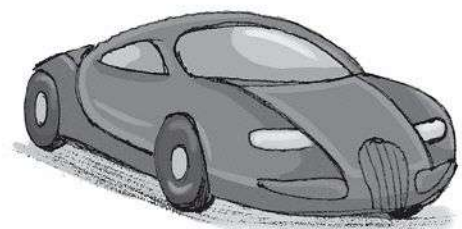


## 2 Point and say.

It's a balloon.

### 3 Trace the correct sound.

1




d c

2




f h

3




a e

4



h i

5



a d

6




g b

7




a b

8



g d

9



h c


### 4 Point and say.

f, fish




## Lesson One Words


### 1 Connect and trace.




sister



mum



brother



dad

### 2 Read the words.




1 Look and say. Then copy the words.

① grandma



grandma

② mum



③ grandpa




grandpa

④ dad


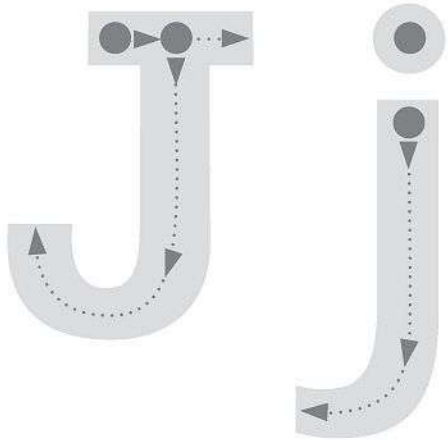


2 Point and say.

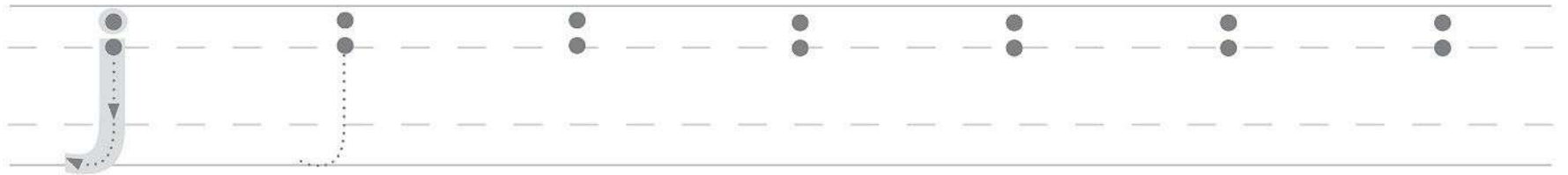
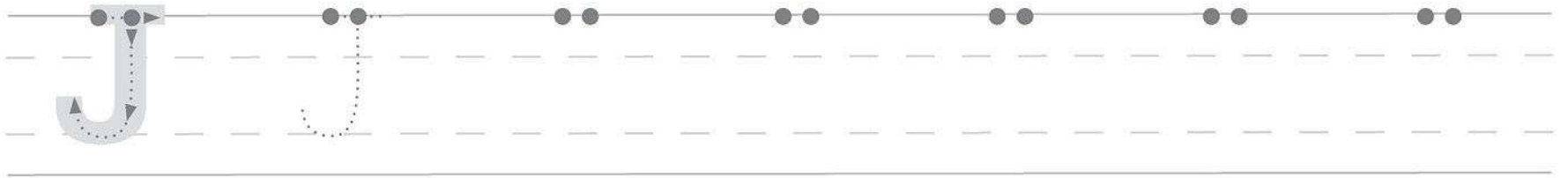


This is my grandma.

1 Trace.



2 Trace and write the letter *Jj*.



3 Trace the letters on the words.


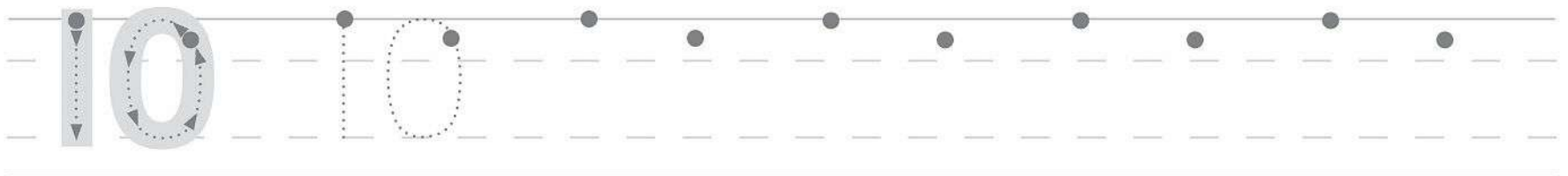

Juice in a jug.






4 Find and colour the letter *Jj*.

Jj Kk Ll Mm Nn  
Oo Pp Qq Rr

1 Trace and write the numbers.



2 Count and write the numbers.

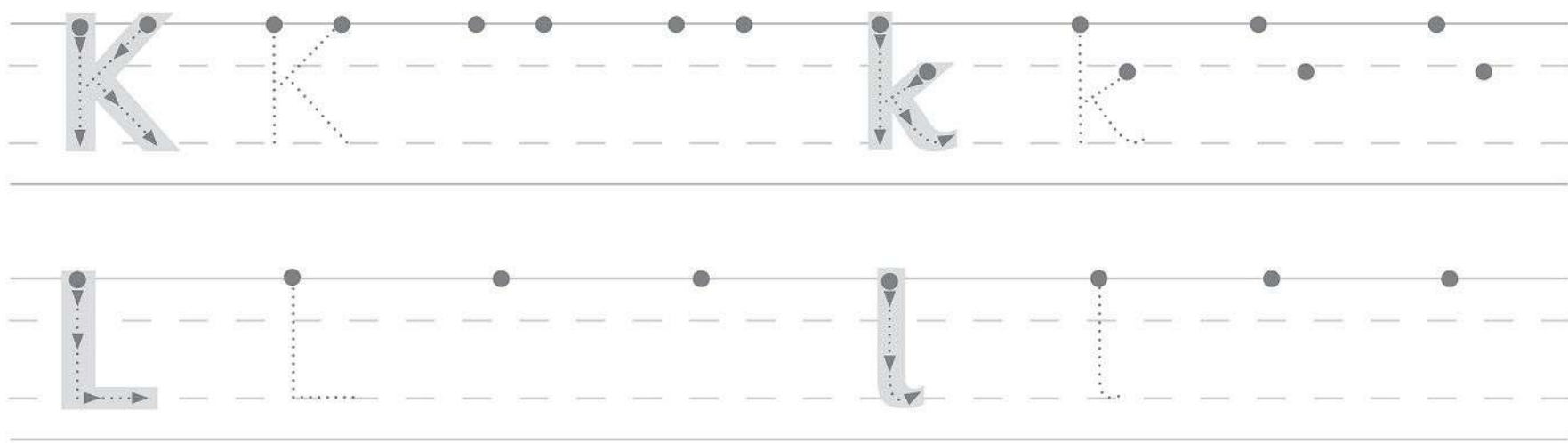


3 Colour the numbers 9 and 10.






1 Trace and write the letters *Kk* and *Ll*.



2 Trace the letters on the words.

Katy is a kangaroo.  
She has got a key.



Look at the lion.  
The lion has got  
a lollipop.




3 Find and colour the letters *Kk* and *Ll*.

Jj Kk Ll Mm Nn  
Oo Pp Qq Rr


1 Look, trace and write.

mum dad brother sister grandma grandpa




This is my

sister




This is my

brother




This is my

grandpa



This is my



This is my




This is my

2 Read the sentences.

## Lesson One Words

## 1 Trace the correct word.

1




happy sad

2




hungry hot

3



sad cold

4



hungry happy

5



thirsty cold

## 2 Read the words.



1 Look and say. Then copy the words.

① happy



② thirsty



③ cold



\_\_\_\_\_

-----

-----

\_\_\_\_\_

\_\_\_\_\_

-----

-----

\_\_\_\_\_

\_\_\_\_\_

-----

-----

\_\_\_\_\_

2 Point and say.

He's happy.

She's ...

3 Match the opposites.

1 happy

thirsty


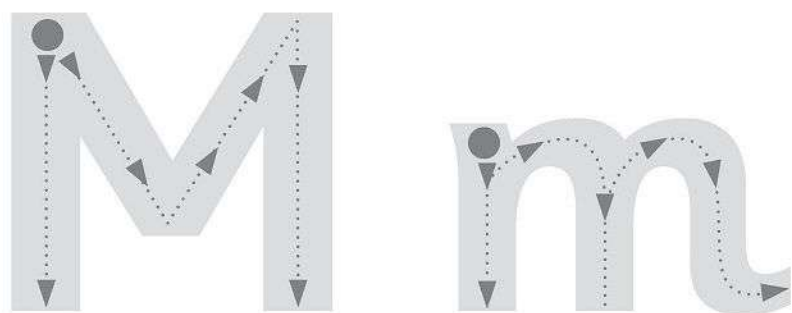
2 hungry

cold

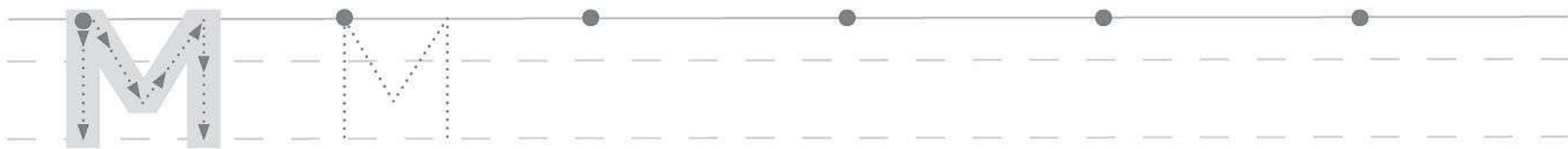
3 hot

sad

1 Trace.



2 Trace and write the letter *Mm*.



3 Trace the letters on the words.



A *m*an eats  
a *m*ango.

4 Find and colour the letter *Mm*.

Jj Kk Ll Mm Nn  
Oo Pp Qq Rr

1 Trace and write the numbers.

Tracing practice for numbers 11 and 12. The first row shows the number 11 with stroke order arrows and dots for tracing, followed by two rows of dotted 'eleven' for tracing. The second row shows the number 12 with stroke order arrows and dots for tracing, followed by two rows of dotted 'twelve' for tracing.

2 Read and draw.

1 Twelve sad ☹️☹️◯◯◯◯◯◯◯◯◯◯◯◯


2 Eleven happy 😊↷

3 Colour the numbers 11 and 12.


11 12 13 14 15  
16 17 18 19 20



1 Trace and write the letters *Nn* and *Oo*.



2 Trace the letters on the words.



I'm **N**ellie.

This is my **n**eck.

This is my **n**ose.

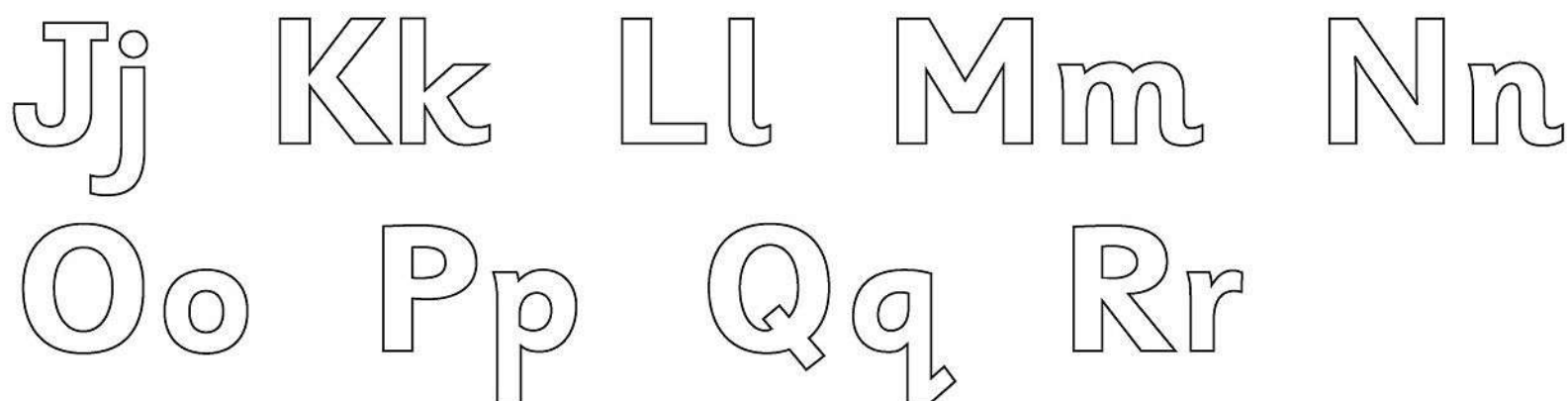


I'm **O**llie.

This is my **o**range.

This is my **o**ctopus.

3 Find and colour the letters *Nn* and *Oo*.



1 Look, trace and write.

He's She's


1



She's

cold.


2



He's


happy.

3



hungry.

4



thirsty.

5



sad.

6



hot.


2 Read the sentences.

## Lesson One Words


1 Trace the correct word.



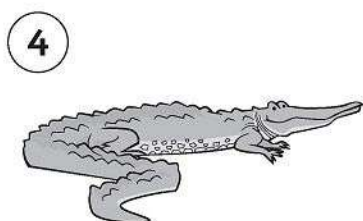
tiger bird



hippo bear



bear tiger



crocodile bird



bear hippo

2 Read the words.



1 Look and say. Then copy the words.

① bears

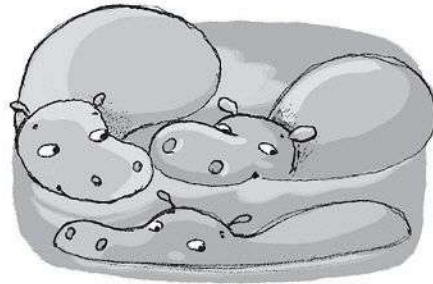


\_\_\_\_\_

\_\_\_\_\_

\_\_\_\_\_

② hippos




\_\_\_\_\_

\_\_\_\_\_

\_\_\_\_\_

③ birds



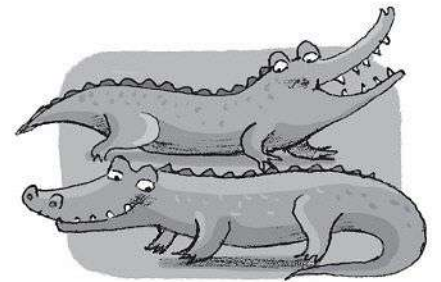
\_\_\_\_\_

\_\_\_\_\_


\_\_\_\_\_

2 Circle the correct word.


1 They're crocodiles tigers birds .



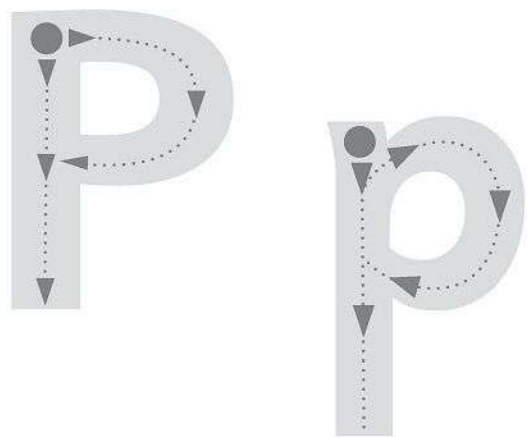
2 They're bears tigers hippos .



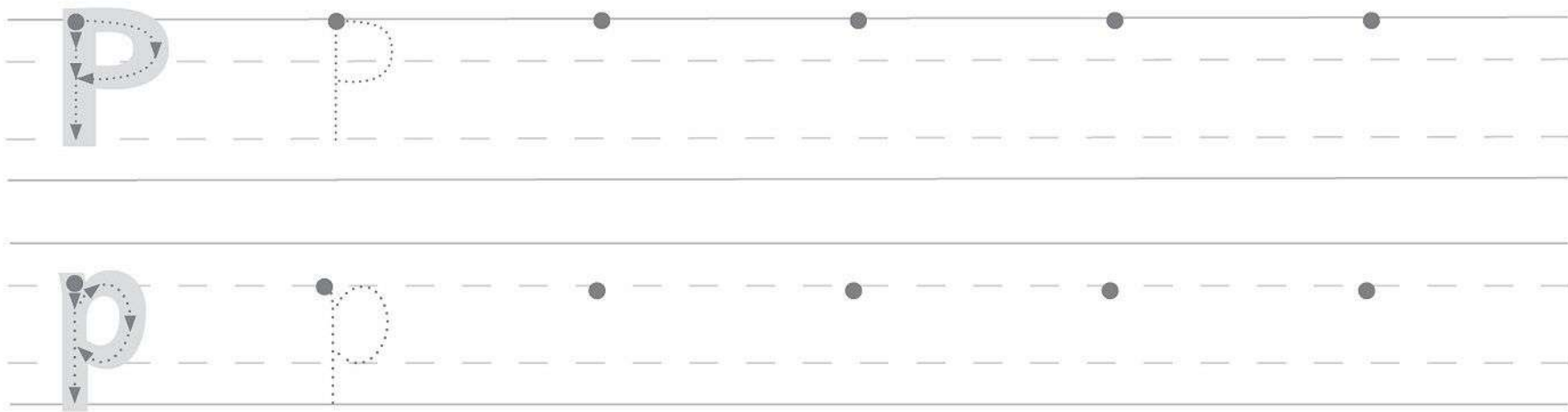
3 They're tigers crocodiles birds .



1 Trace.



2 Trace and write the letter Pp.




3 Trace the letters on the words.



Polly is a panda  
with a pen.

4 Find and colour the letter Pp.



1 Trace and write the numbers.


13 13

thirteen thirteen


14 14

fourteen fourteen

2 Count and add.



$$\boxed{11} + 3 = \boxed{14}$$



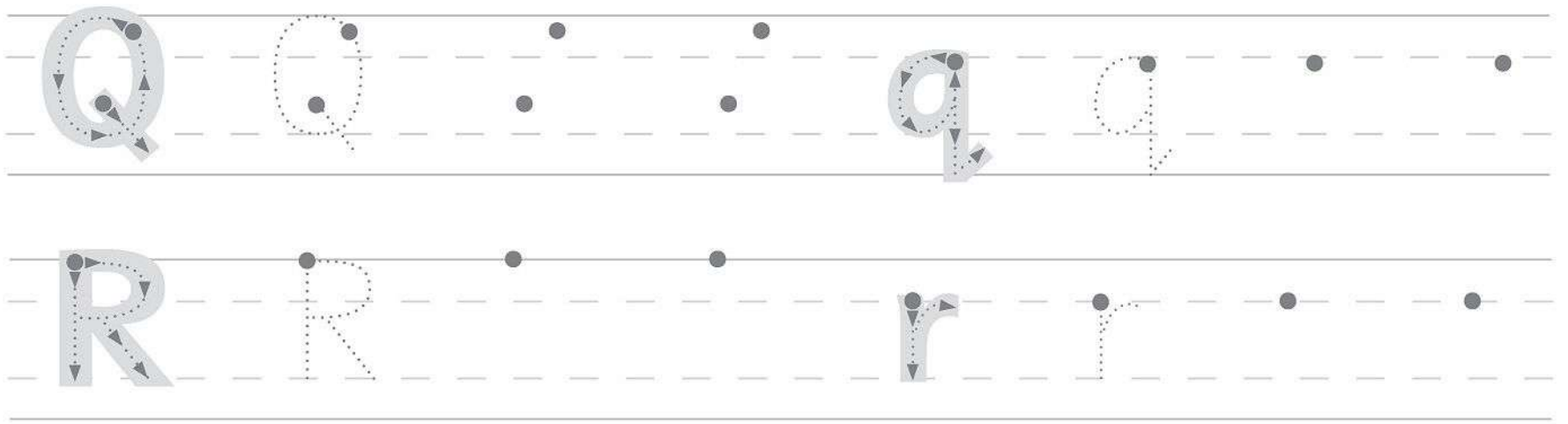
$$\boxed{8} + 6 = \boxed{14}$$

3 Colour the numbers 13 and 14.

11 12 13 14 15  
16 17 18 19 20



**1** Trace and write the letters *Qq* and *Rr*.



**2** Trace the letters on the words.



The *q*ueen has got a *q*uilt.  
Look at the *r*ainbow.  
Look at the *r*iver.


**3** Find and colour the letters *Qq* and *Rr*.

Jj Kk Ll Mm Nn  
Oo Pp Qq Rr

1 Look, trace and write.

birds bears hippos crocodiles tigers


1



They're

bears

2




They're

3




They're

4



They're

5



They're

2 Point and say.

What are they?

They're bears.



# Values Time! ②


## Everyday English

1 Look and trace. Then read the sentences.




Here, share my

crayons.




Share my

desk.



Here, share my



cars.



Share my

puppets.

2 Look and draw 😊 or ☹️.





1 Look and write the number.



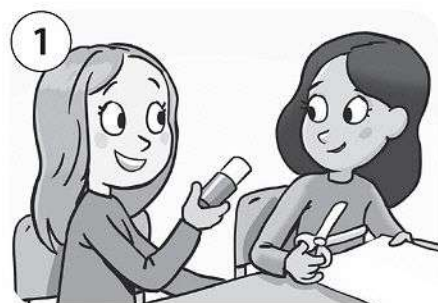
1 scissors

2 paint

3 glue

4 paper

2 Circle and write.




glue

scissors

Here, share my


glue



paper

paint


Here, share my



glue

paper

Share my



scissors


paint

Share my

## 1 Look and write. Then read the sentences.

tigers sad sister thirsty

1



This is my

sister

2




She's

3



He's

4



They're

## 2 Say the sentences again, using the words below.

mum grandpa happy hot bears birds

This is my mum.

She's happy.



3 Circle the word with the same beginning sound.

1

lion

nose

lollipop

pen

2

river

rainbow

jug

kangaroo

3

nose

orange

mango

neck

4

panda

pen

quilt

juice

5

man

key

nose

mango

6

kangaroo

river

key

lion

4 Complete the words with the first letter.

o k l r p j

①




j u g

②



l i o n

③



o c t o p u s

④



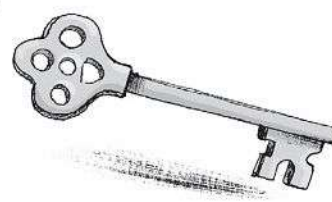
p e n

⑤



r i v e r

⑥



k e y



## Lesson One Words


## 1 Find the words.

pupil teacher ~~waiter~~ builder vet

## 2 Look and write the correct words.


~~waiter~~ builder pupil teacher vet

①



waiter


②



③



④




⑤



1 Circle the correct answer.

1




Are they waiters?

Yes, they are.

No, they aren't.

2




Are they vets?

Yes, they are.

No, they aren't.

3




Are they teachers?

Yes, they are.

No, they aren't.

4




Are they pupils?

Yes, they are.

No, they aren't.

5



Are they builders?

Yes, they are.



No, they aren't.

2 Point and say.

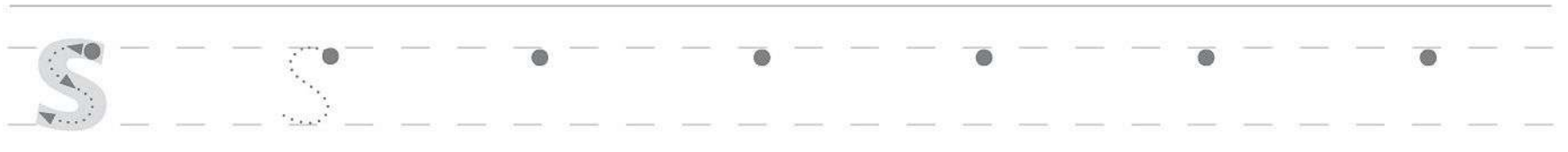
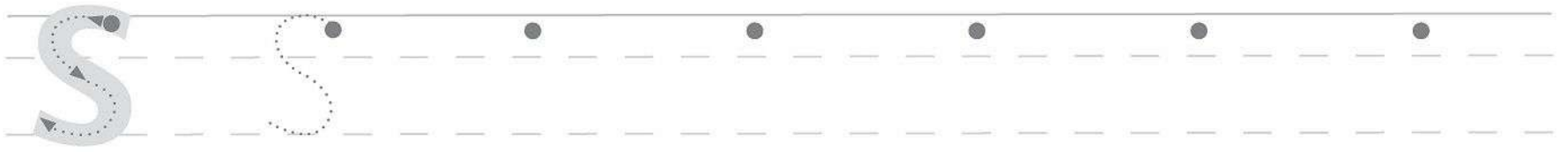
Are they waiters?

Yes, they are.

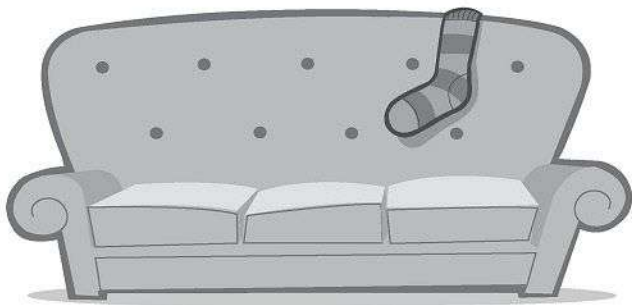
1 Trace.



2 Trace and write the letter Ss.



3 Write the letters on the words.



There's a sock  
on the sofa.

4 Find and colour the letter Ss.

Ss Tt Uu Vv

Ww Xx Yy Zz



1 Trace and write the numbers.

15 15

fifteen

16 16

sixteen

2 Look and write the numbers.

9 10 11 12 13 14 15 16

ten 10

fourteen

thirteen

twelve

nine

fifteen

sixteen

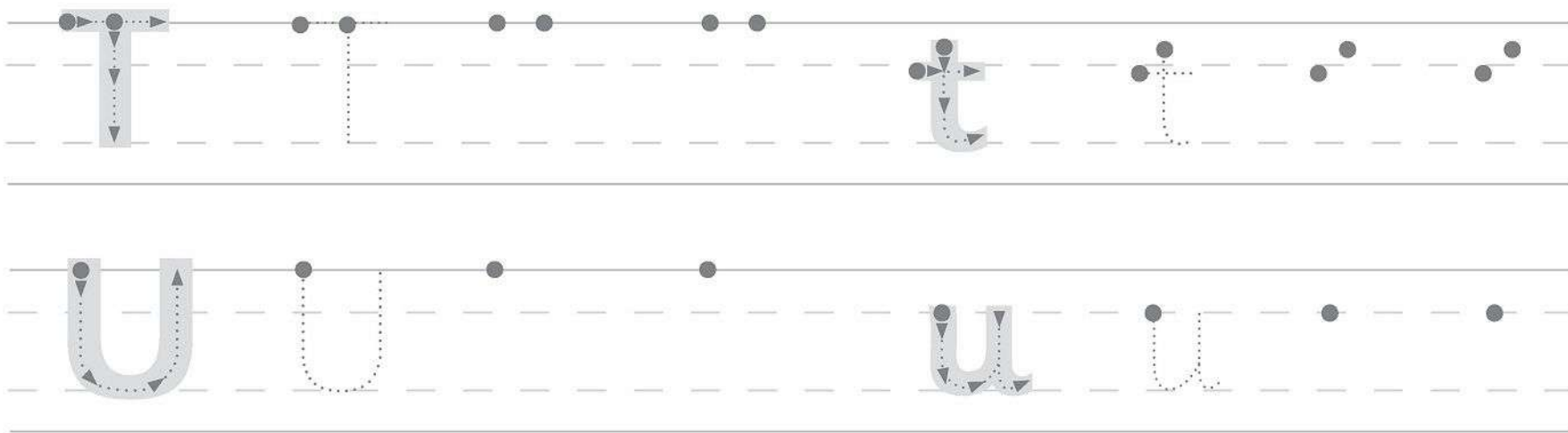
eleven

3 Colour the numbers 15 and 16.

11 12 13 14 15

16 17 18 19 20

1 Trace and write the letters *Tt* and *Uu*.



2 Write the correct letters on the words.



Look at the turtle.

It has got a uowel.

Look at the umbrella.

It goes up, up, up.



3 Find and colour the letters *Tt* and *Uu*.

Ss Tt Uu Vv

Ww Xx Yy Zz



1 Look and write.


Yes, they are.

No, they aren't.




Are they builders?

Yes, they are.



Are they builders?

\_\_\_\_\_.



Are they pupils?

\_\_\_\_\_.



Are they teachers?


\_\_\_\_\_.

2 Read the sentences.



## Lesson One Words

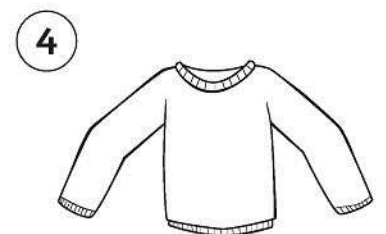
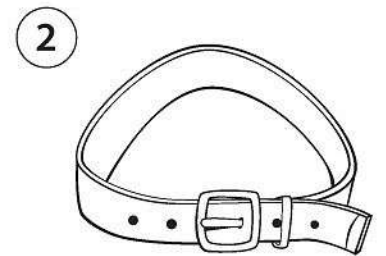
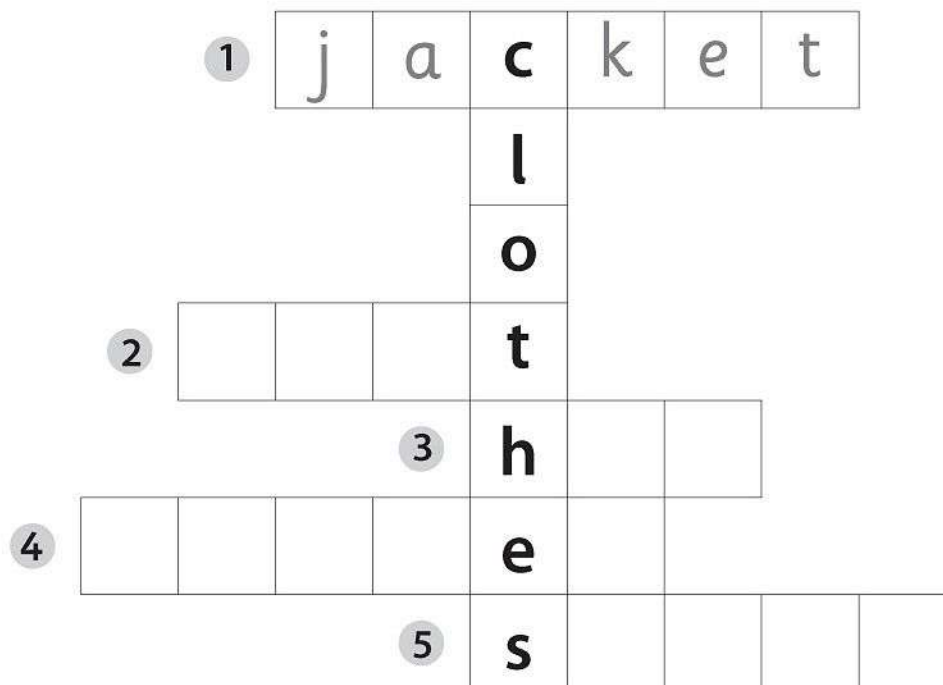
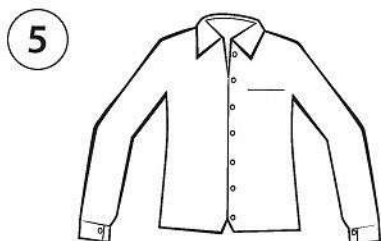
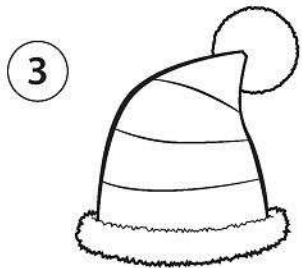
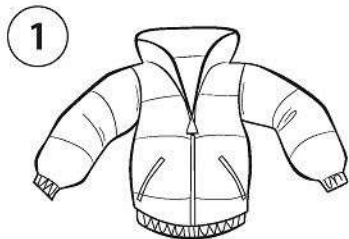
## 1 Look and write the number.



- 1 belt
- 2 jacket
- 3 shirt
- 4 hat
- 5 jumper

## 2 Look and write.

hat shirt belt jumper ~~jacket~~



1 Circle and complete the sentences.

1



hat

shirt

I've got a shirt.

2



belt

hat

I've got a \_\_\_\_\_.

3



sock

jacket

I've got a \_\_\_\_\_.

4



belt

jumper

I've got a \_\_\_\_\_.

5



shirt

jumper

I've got a \_\_\_\_\_.

6



sock



jacket

I've got a \_\_\_\_\_.

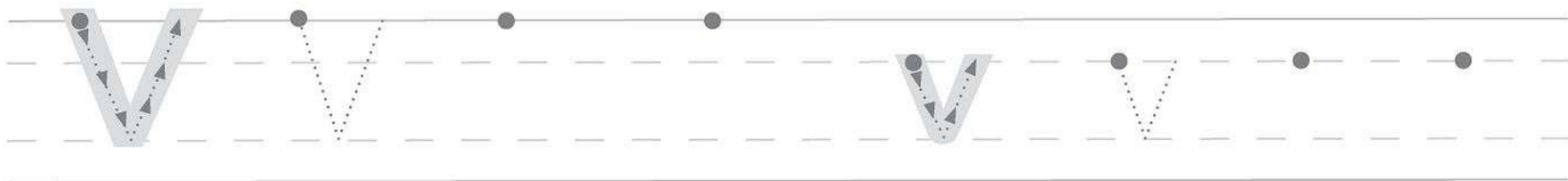
2 Point and say.

I've got a shirt.

1 Trace.



2 Trace and write the letter Vv.



3 Write the letters on the words.

I'm \_\_\_ictor.

I've got a \_\_\_iolin.



I'm \_\_\_icky.

I've got a \_\_\_ase.

4 Find and colour the letter Vv.

Ss Tt Uu Vv


Ww Xx Yy Zz



1 Trace and write the numbers.



seventeen




eighteen

2 Read, match and write the numbers.

1 seventeen



2 eighteen

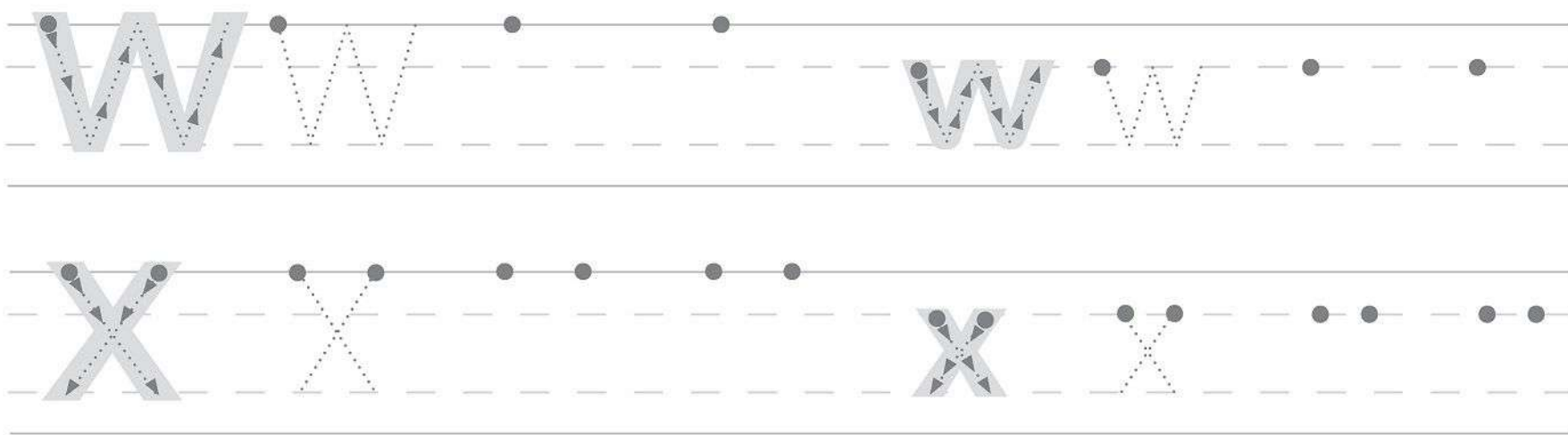


3 Colour the numbers 17 and 18.


11 12 13 14 15  
16 17 18 19 20

## Lesson Five Sounds and letters

1 Trace and write the letters Ww and Xx.



2 Write the correct letters on the words.



She's a \_\_\_\_oman.

It's a \_\_\_\_all.



What's this?

It's a fo\_\_\_\_.

It's a bo\_\_\_\_.

3 Find and colour the letters Ww and Xx.

Ss Tt Uu Vv

Ww Xx Yy Zz

1 Circle the words. Write the sentences.

1



I ' v e g o t a j u m p e r .

I've got a jumper.

2




I ' v e g o t a b e l t .

3



I ' v e g o t a j a c k e t .

4



I ' v e g o t a h a t .

5



I ' v e g o t a s h i r t .

2 Read the sentences.




## Lesson One Words

1 What's next? Look, draw and write.


~~raisins~~ plum crisps cake milkshake

1




raisins


2




3



4



5



1 Read and draw 😊 or ☹️.

1 I like plums. 😊

2 I like cakes. 😊




3 I don't like raisins. ☹️

4 I like milkshakes. ☹️

5 I don't like mangos. ☹️


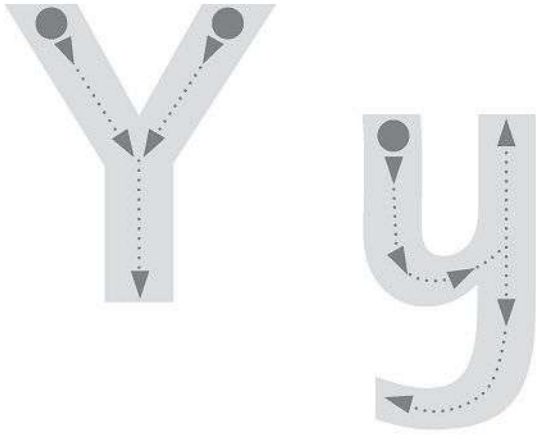
6 I don't like apples. ☹️

2 Match the sentences above to the pictures. Write the numbers.






1 Trace.



2 Trace and write the letter Yy.



3 Write the letters on the words.



I like \_\_\_ogurt.

I like my \_\_\_o-\_\_\_o.

4 Find and colour the letter Yy.

Ss Tt Uu Vv

Ww Xx Yy Zz



1 Trace and write the numbers.

19 19 . . . . .

nineteen

20 20 . . . . .

twenty

2 Write the words.

19 \_\_\_\_\_ 20 \_\_\_\_\_

3 Write the missing numbers.

1 2 3 4 \_\_\_\_\_ 7 \_\_\_\_\_ 9 \_\_\_\_\_


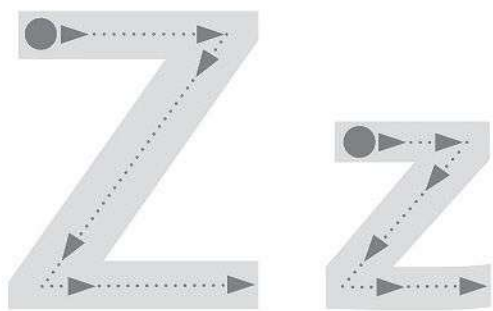
11 \_\_\_\_\_ 14 \_\_\_\_\_ 16 \_\_\_\_\_ 19 \_\_\_\_\_

4 Colour the numbers 19 and 20.

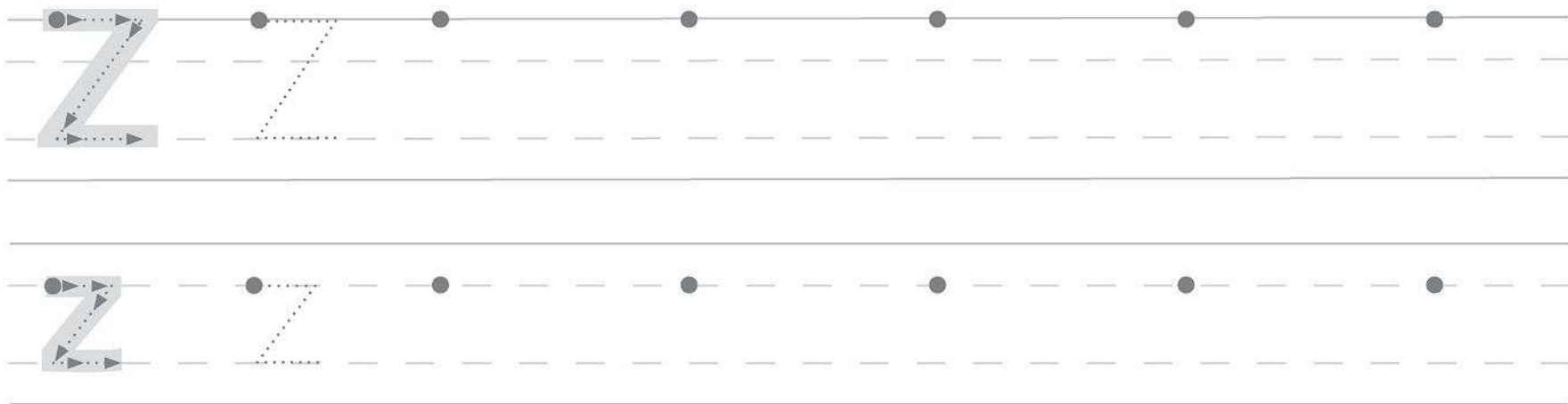
11 12 13 14 15

16 17 18 19 20

1 Trace.



2 Trace and write the letter Zz.



3 Write the letters on the words.



\_\_ebra at  
the \_\_oo.

4 Find and colour the letter Zz.

Ss Tt Uu Vv


Ww Xx Yy Zz

1 Look and write.

I like  
I don't like



raisins cakes crisps  
apples milkshakes ~~plums~~

1



I like plums.


2




3





4



5



6





# Values Time! ③

## Everyday English

1 Look and write. Then read the sentences.

ducks cat ~~dog~~ horse



Be kind to the dog.




2 Look and draw 😊 or ☹️.







1 Look and write. goat sheep hen cow



2 Find and circle the words. Then write.



CO W




C




g




d




h



h




S



d

s	c	h	e	n	h
h	o	r	s	e	★
e	w	d	c	★	c
e	g	o	a	t	★
p	★	g	t	★	o
★	d	u	c	k	★

1 Circle the words. Write the sentences.




I d o n ' t l i k e p l u m s .

I don't like plums.



I ' v e g o t a h a t .

\_\_\_\_\_.



A r e t h e y v e t s ?

\_\_\_\_\_?

Y e s , t h e y a r e .

\_\_\_\_\_.



A r e t h e y p u p i l s ?

\_\_\_\_\_?

N o , t h e y a r e n ' t .

\_\_\_\_\_.

2 Read the sentences.



3 Circle the words with the same beginning sound.

1 towel sofa wall sock


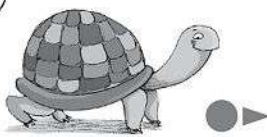

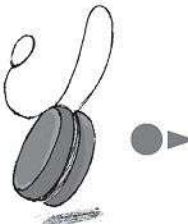


2 up violin yo-yo umbrella

3 vase zebra zoo turtle

4 yogurt sofa woman wall

5 violin vase turtle sofa

4 Look and match.


① 	→	W	→	z
② 	→	X		t
③ 	→	Z		y
④ 	→	T		W
⑤ 	→	U		x
⑥ 	→	Y		u

# Review game!

## 1 Play and say.


**START**

1 Is it a duck?




2 Go back 1


3 What's this?



13 What's this?




12 Go forward 3



Are they teachers?

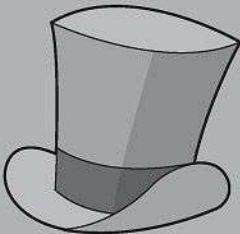
11 Go back 1

14 Go back 3



15 What are they?

16 Go back 3



17 Is it a jumper?




4

Go  
forward  
3

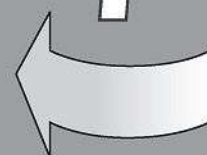
Is it a bear?

5




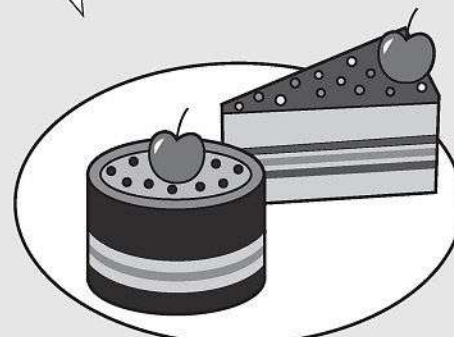
6

Go  
back  
1



7

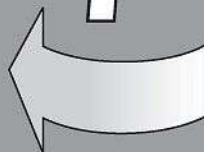
What are they?



What's this?

9



Go  
forward  
1



8

18

What's this?



What colour  
is it?

19

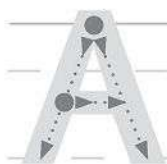
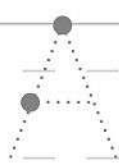








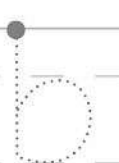


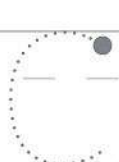





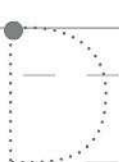

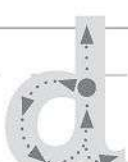
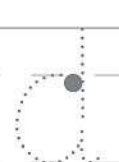

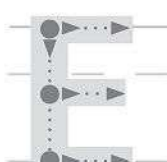
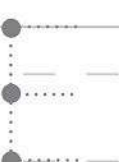




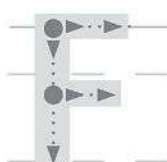
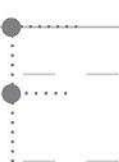

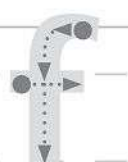
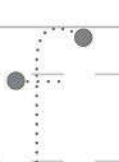


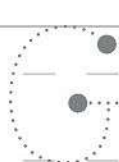




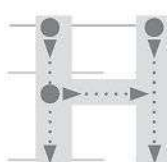
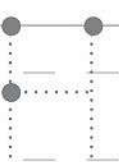

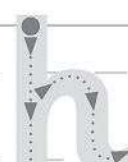
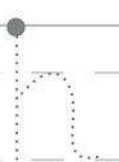

20


**FINISH**

**You are  
the  
winner!**



Trace and copy.







# 2<sup>nd</sup> Edition **Family and Friends**

**Support and  
development for  
the whole child**



The first level of the internationally best-selling Family and Friends series, **Family and Friends Starter** quickly takes learners from recognising and tracing letters to reading and writing simple sentences with confidence.

The **2nd Edition** now brings you:

- NEW** Interactive online practice you can assign and track
- NEW** Values and civic education lessons for developing social skills
- NEW** Additional craft projects, culture pages, songs and chants for more active learning

## Components

- **Class Book** with Student MultiROM
- **Workbook** with Online Practice
- **Class Audio CDs**
- **Teacher's Book Plus** with Online Practice and Assessment and Resource MultiROM
- **Teacher's Resource Pack** with Phonics Poster, Phonics Cards and Flashcards
- **Oxford iTools**  
Digital Classroom Resources

**OXFORD**  
UNIVERSITY PRESS



SHAPING learning TOGETHER

ISBN 978-0-19-480861-3



9 780194 808613