

First Friends 2

Activity Book


Susan Iannuzzi



OXFORD

First Friends 2

Activity Book



Susan Iannuzzi

OXFORD
UNIVERSITY PRESS

Level 2 Scope and sequence

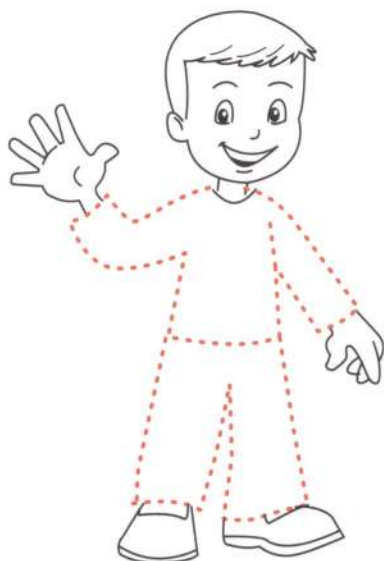
Topic	Structure	Vocabulary	Letters and phonics	Numbers	Songs and chants
1 Hello	Revision I'm (name). Commands	Revision Days of the week	Alphabet revision	Revision: 1–2 Number words: one, two	Lesson 2: Days of the week Lesson 3: Letter song Lesson 4: Letter song
2 Our school	What's this? It's... Who's this? He's... / She's...	classroom friend music room playground sandbox school bus seesaw teacher	Alphabet revision	Revision: 3–5 Number words: three, four, five	
3 My friends	Are you...? Yes, I am. / No, I'm not.	cold happy hot hungry sad thirsty tired	digraph 'sh' sheep shoes fish	Revision: 6–8 Number words: six, seven, eight	Lesson 3: Letter song Lesson 4: If you're happy...
4 I can...	I can...	catch climb draw jump kick run sing throw	digraph 'th' throw thumb bath	Revision: 9–10 Number words: nine, ten	Lesson 3: Letter song Lesson 4: I can jump...
5 My home	There is... / There are...	bedroom dining room kitchen living room lamp plant sofa TV	digraph 'ch' chocolate beach kitchen	11–12 eleven, twelve	Lesson 3: Letter song Lesson 4: Bean plant, bean plant, Grow, grow, grow

Topic	Structure	Vocabulary	Letters and phonics	Numbers	Songs and chants
6 My room	Where is it? It's in / on / under...	bed blanket shelf pillow wardrobe in on under	CVC with 'a': cat hat mat	13–14 thirteen, fourteen	Lesson 3: Letter song Lesson 4: Put your hand on your head
7 On holiday	How many are there? There are...	beach crab sand sandcastle sea shell umbrella black brown purple white	CVC with 'e': jet net wet	15–16 fifteen, sixteen	Lesson 3: Letter song Lesson 4: Ten umbrellas in the sun
8 Mealtime	She / He's got...	cheese chicken fish juice potato rice salad soup	CVC with 'i': big dig fig	17–18 seventeen, eighteen	Lesson 3: Letter song Lesson 4: I love food, let's eat, please
9 Circus fun	She / He / It can...	acrobat bicycle clown drum juggler parrot tent	CVC with 'o': hop mop top	19–20 nineteen, twenty	Lesson 3: Letter song Lesson 4: Let's all go to the circus
10 Jobs	Is she / he...? Yes, she / he is. / No, she / he isn't.	builder doctor farmer fireman policeman secretary shop assistant (taxi) driver	CVC with 'u': bun run sun	Numbers 11–20 – revision	Lesson 3: Letter song Lesson 4: How are you today? Lesson 5: Twenty horses on the farm

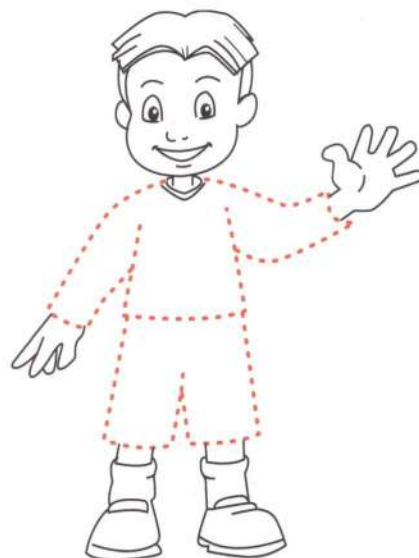
1 Hello

Lesson 1

1 Trace and colour.

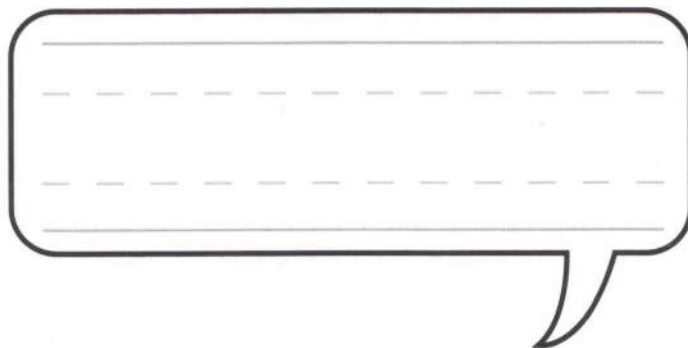



Baz







Sam

2 Draw yourself. Write and say.










1 Trace and say. Draw.

Sunday	
Monday 	
Tuesday 	
Wednesday	
Thursday	
Friday 	
Saturday 	

Lesson 3

1 Trace and match.



A a

B b

C c

D d



E e

F f







G g

H h

1 Trace and match.




2 Write.



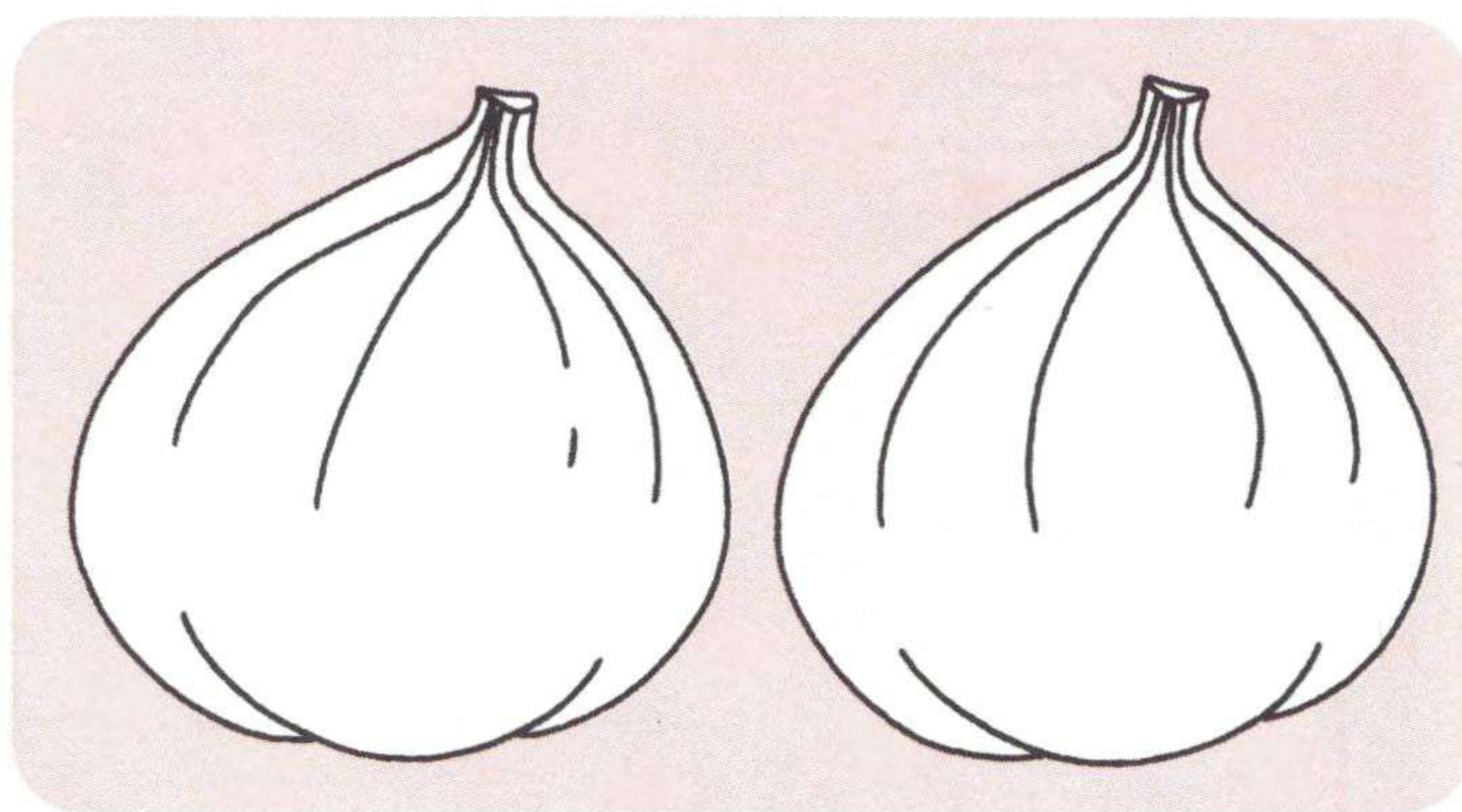
Lesson 5

1 Count, trace and write.



1

one



2

two

2 Read and draw.

one cat




two birds



Lesson 6

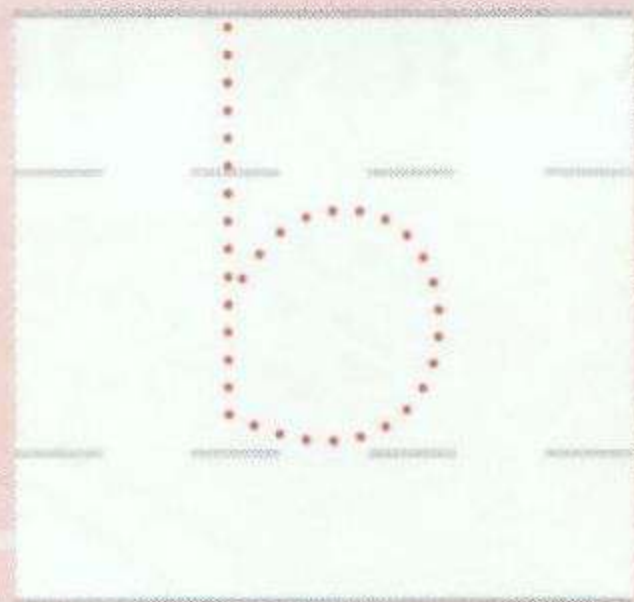
1 Match and say.





Unit 1 Review

1 Say and write.

a




c





f

g



i



l

m



o

2 Match.

MELAL LANGUAGE INSTITUTE

1



one



2


two



2 Our school


Lesson 1

1 Match and say.



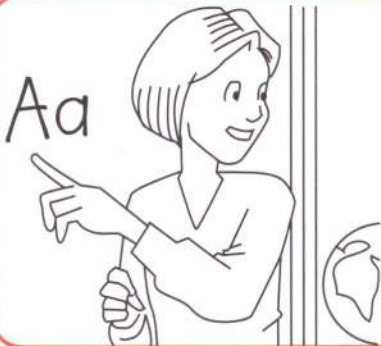
music room

sandbox





playground

school bus



teacher

classroom



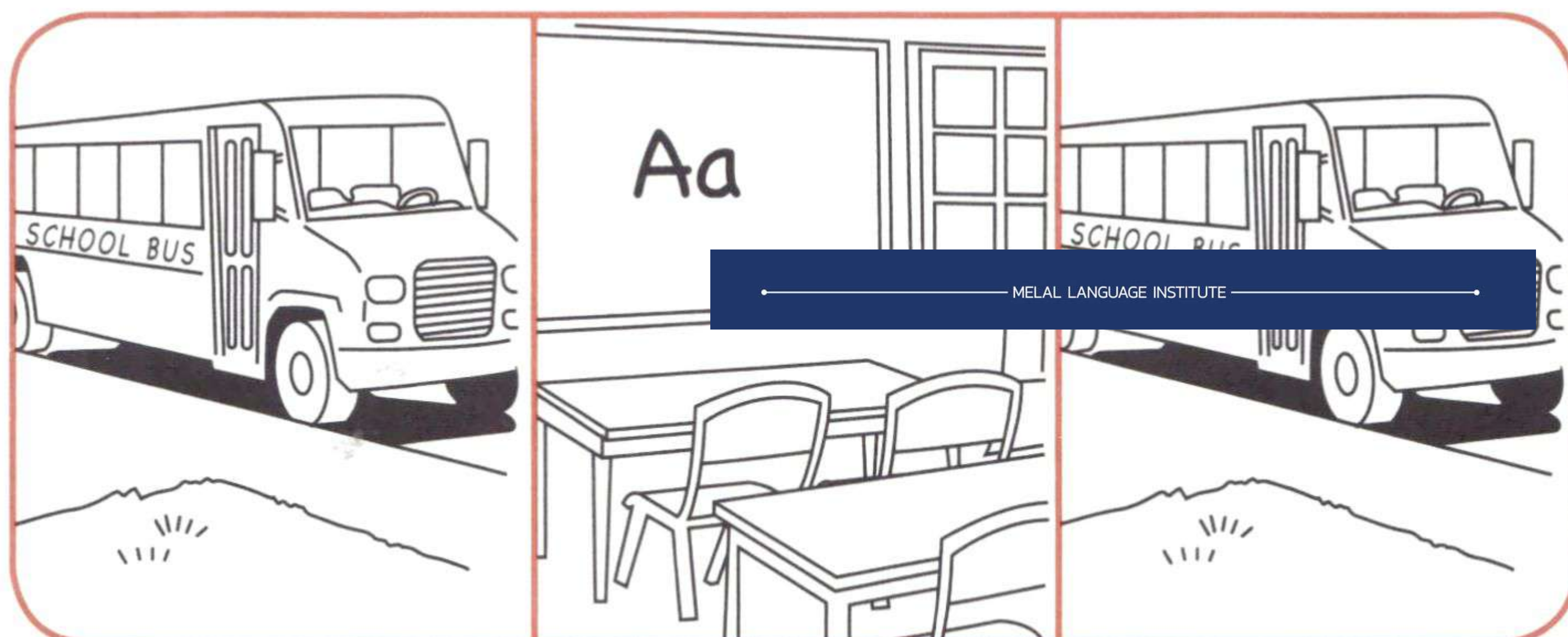


seesaw

friend



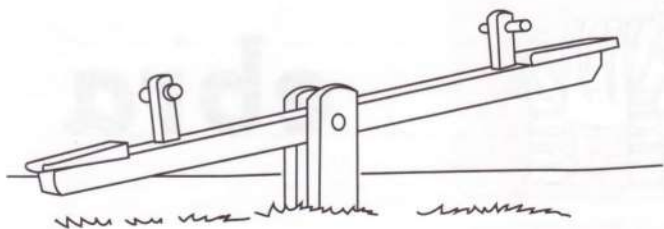
Lesson 2

1 Say and match.



1 Say and write.

Pp Qq Rr Ss Tt Uu














Lesson 4

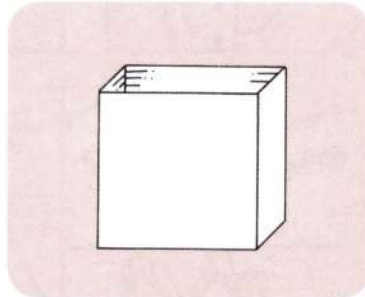
1 Trace and match.

Vv



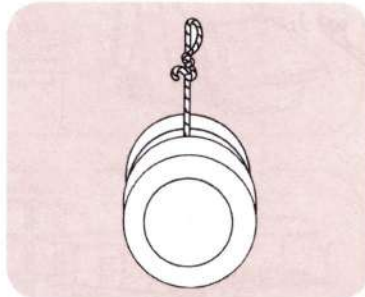
zebra

Ww



box

Xx




yo-yo

Yy



water

Zz





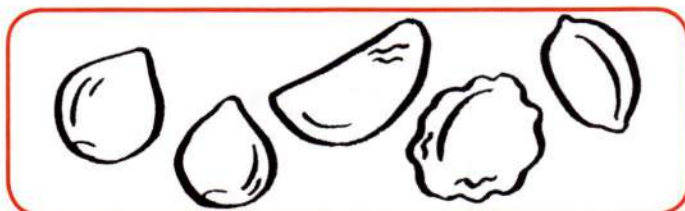
volcano

1 Trace and write. Count and colour.

3

4

5



2 Trace and write.


three

four


five

Lesson 6

1 Circle.



a c d



t f p




b l k



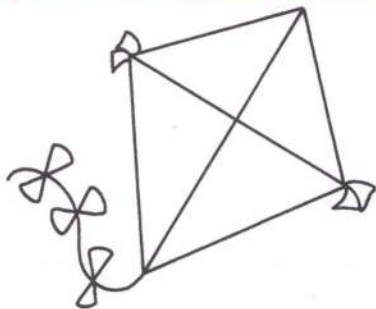
s h u



n u v



p o a



k d t



s f w

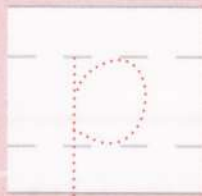


n u c

1 Say and write.

n

o



r



t




w



y



2 Count and circle.



3 4 5



3 4 5



3 4 5

3 My friends

Lesson 1

1 Circle and say.



tired

cold

happy



sad

hot

hungry



cold

tired

thirsty



happy

hot

hungry



tired

sad

thirsty



hot

cold

happy

1 Match and write.



I'm

happy

tired

sad

hungry



I'm





I'm



I'm


Lesson 3

1 Circle *sh*. Trace and write.



sh sh

2 Write and say.




fi

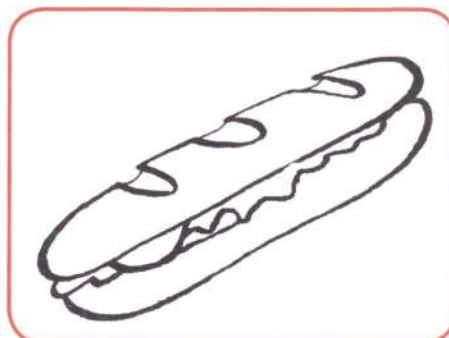
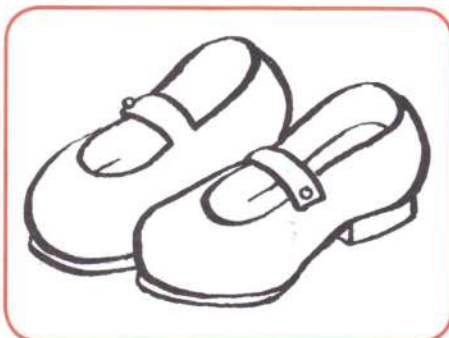





oes

1 Colour the *sh* fish.

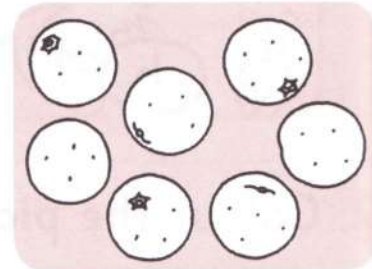





2 Colour the pictures with the *sh* sound.






Lesson 5

1 Trace and match.



2 Count and circle.



1 Read and write.

Yes No

Are you cold?



Yes

Are you thirsty?



Are you hot?



Are you sad?


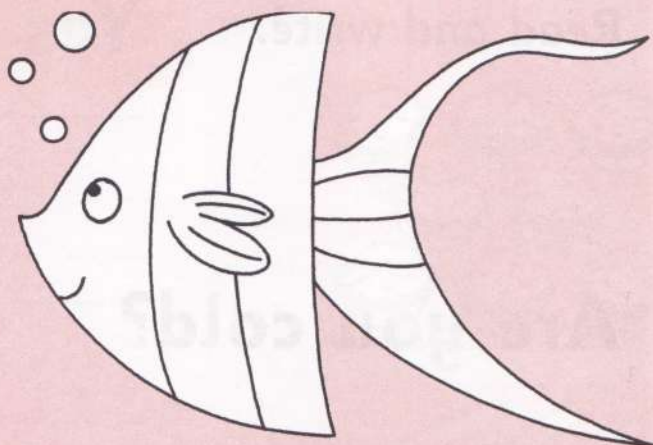


Unit 3 Review

1 Say and write.




eeep




fi

2 Count and match.


six



seven



eight



4 I can...

Lesson 1

1 Match and say.

run

climb

jump

draw

kick

catch

throw

sing




Lesson 2

1 Write and draw.

catch throw jump climb

I can




I can't

MELAL LANGUAGE INSTITUTE

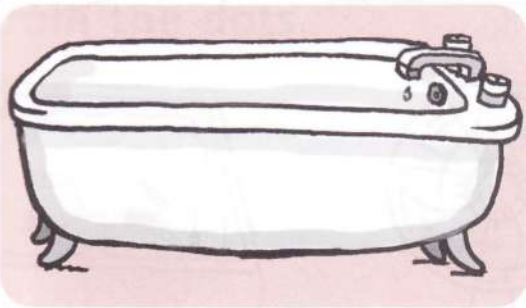


1 Circle *th*. Trace and write.



th th

2 Write and say.



ba





row

Lesson 4

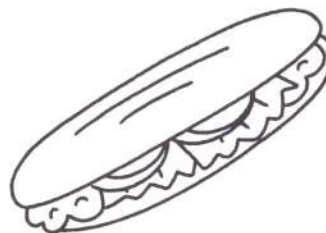
1 Circle.

th


3





sh



t



s




th



Lesson 5

1 Count, trace and write.



9

10

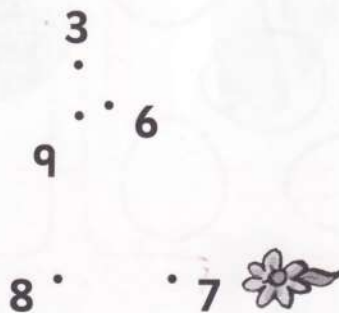
nine

ten

2 Join the dots.

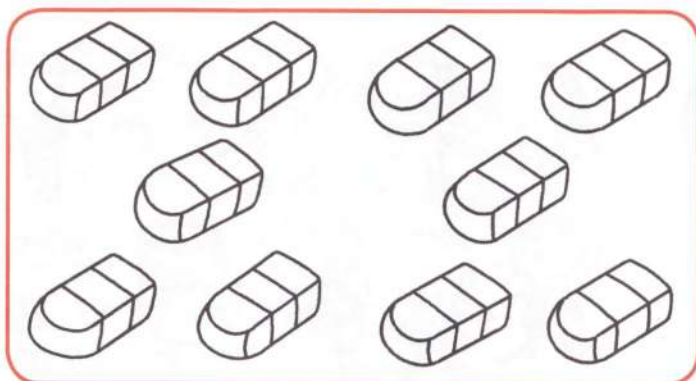


2




Lesson 6


1 Count and colour. Trace.



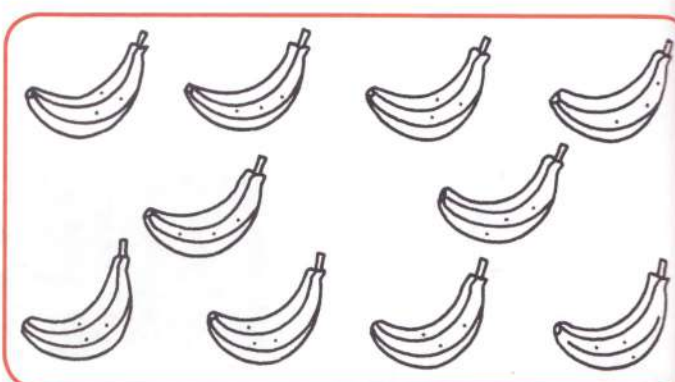
nine



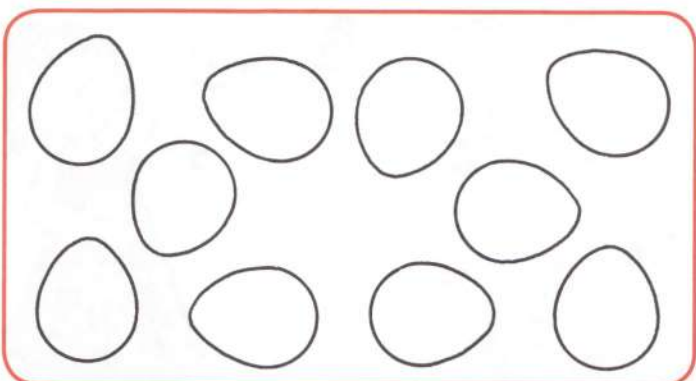
ten



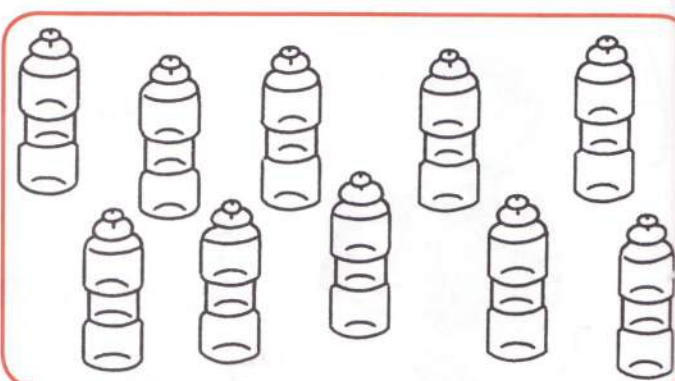
eight



five



seven



two

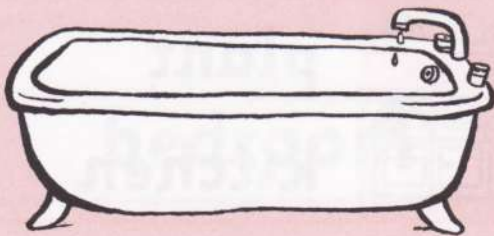
1 Match.



bath




throw




thumb

2 Count and write.



t

Handwriting practice lines for the letter 't'.



n

Handwriting practice lines for the letter 'n'.


5 My home

Lesson 1

1 Match and circle.



plant
living room



dining room
sofa



plant
kitchen



living room
lamp



dining room
living room



plant
TV

Lesson 2

1 Read and draw.



bedroom

dining room

2 Draw and say.

My home.


Lesson 3

1 Circle *ch*. Trace and write.




ch ch

2 Write and say.



air

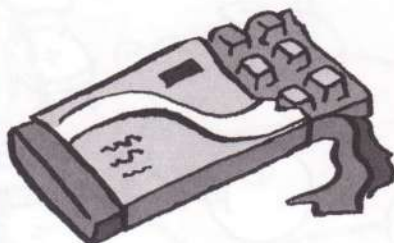


kit en


1 Say and circle.




ch sh



ch sh




ch sh



ch sh




ch sh



ch sh



ch sh





ch sh



ch sh

Lesson 5

1 Count, trace and write.




11
eleven

12
twelve

2 Write the words. eleven four two seven ten eight

one _____ three _____
five six _____
nine _____ twelve

1 Look, read and circle.



There's a sofa.

Yes

No

There's a TV.

Yes

No

There's a chair.

Yes

No

There's a lamp.

Yes

No

There's a plant.

Yes

No

There's a table.

Yes

No



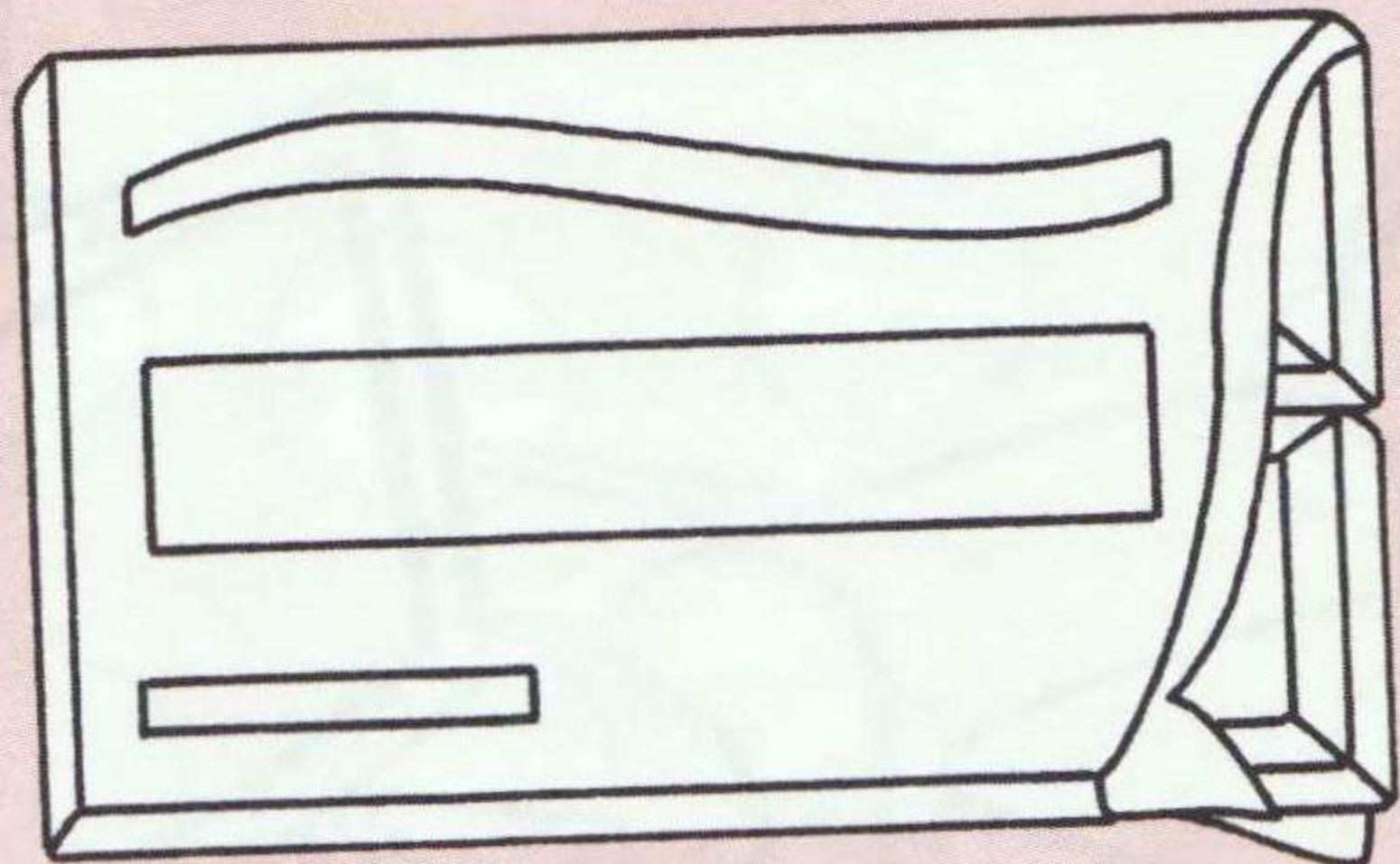
There's a doll.

Yes



No

Unit 5 Review

1 Circle the pictures with the *ch* sound.




2 Count and circle. Write.



11

12



11

12

t


e

6 My room

Lesson 1

1 Write and say.

bed blanket shelf
pillow wardrobe



Lesson 2

1 Trace and match.




on

in

under

on



2 Write. Ask and answer.



It's _____ the sofa.



It's _____ the bed.




It's _____ the wardrobe.




It's _____ the table.

1 Trace and write.




at at

2 Write and say.



at




at

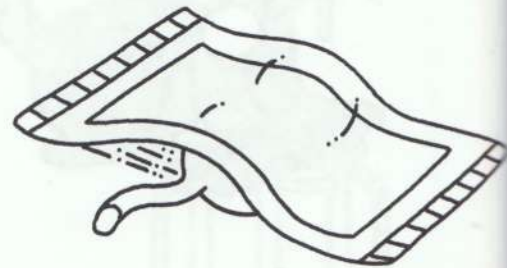
Lesson 4

1 Read and match.


A cat under a mat.



A hat on a cat.




A cat in a hat.



2 Read and draw.

A cat on a mat.

1 Count, trace and write.



13

14

thirteen

fourteen


2 Count and match.

13



fourteen

14



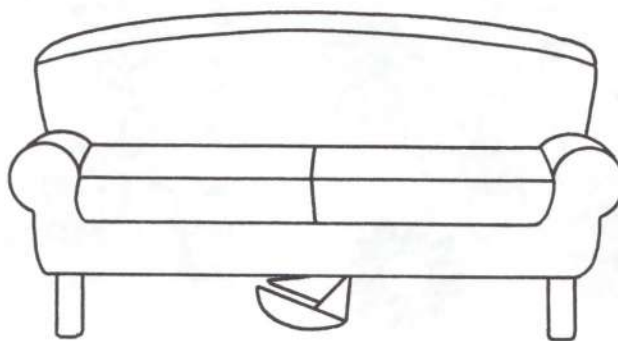
thirteen

Lesson 6

1 Look, read and write.

in on under

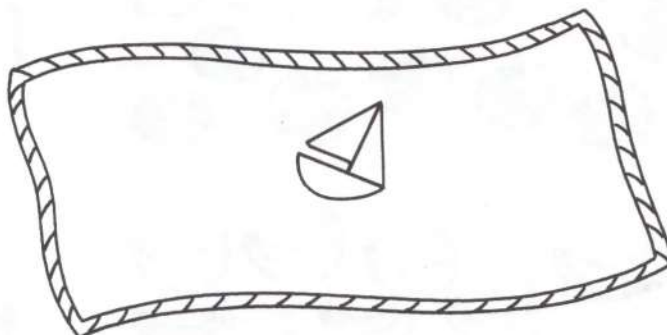
sofa coat blanket



The boat is _____ the _____ .



The boat is _____ the _____ .



The boat is _____ the _____ .

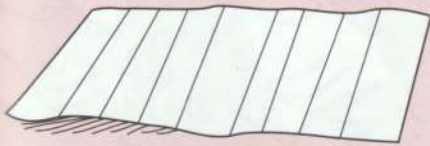
1 Look and circle.




hat mat cat



mat hat Pat




hat mat cat



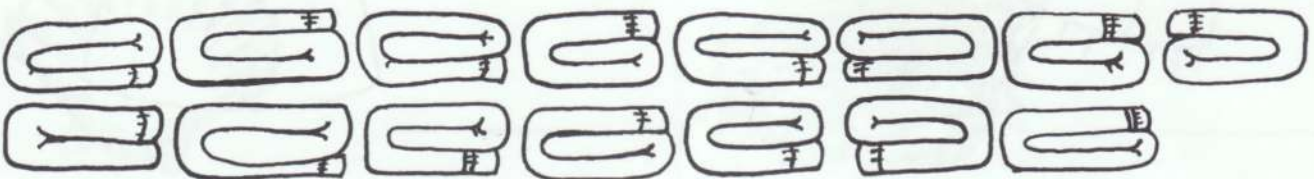
hat Pat cat

2 Read, colour and say.

thirteen pillows



fourteen blankets

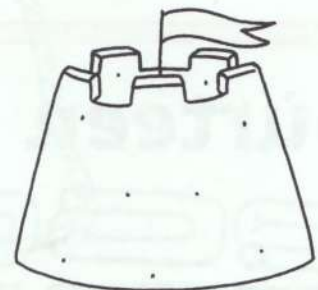
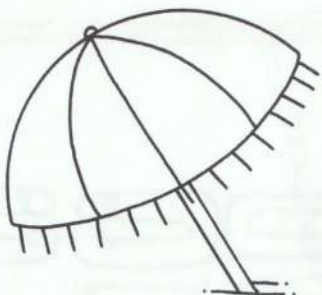




7 On holiday

Lesson 1



1 Write and say.

umbrella shell crab
beach sandcastle sea




Lesson 2


1 Count and write.



2

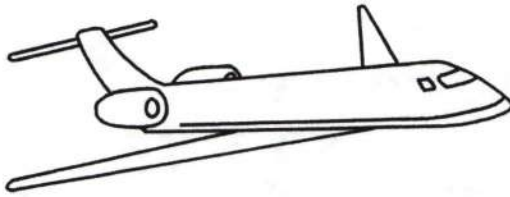






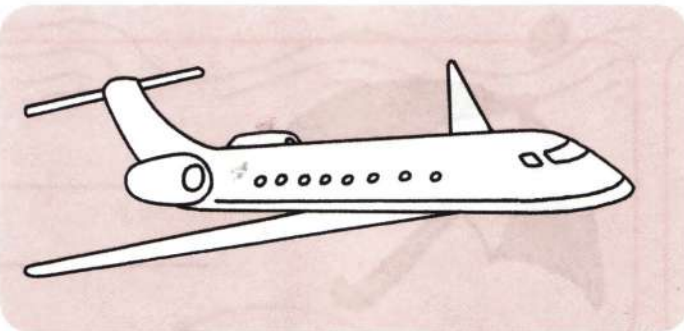
Lesson 3

1 Trace and write.



et et

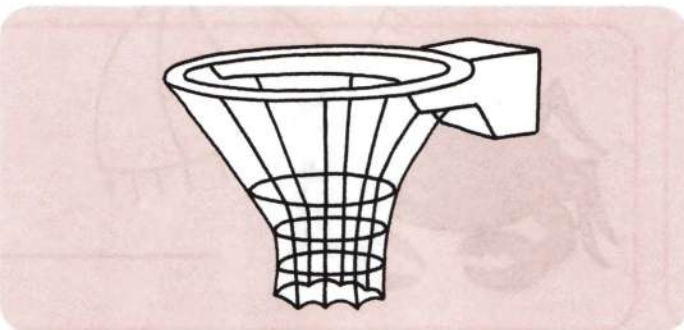
2 Write and say.



t

j

e


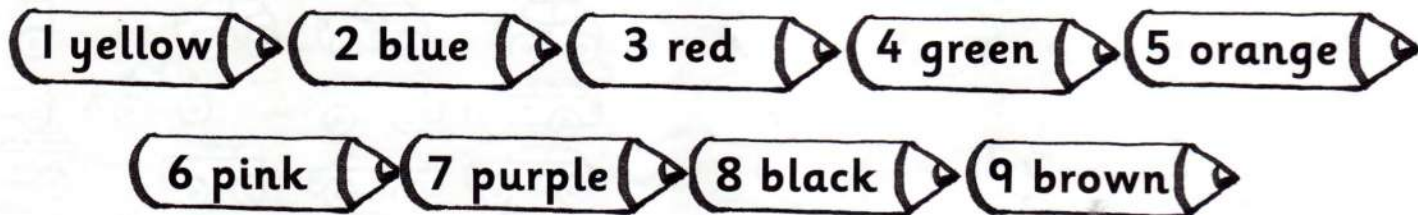


e

t


n

1 Colour.




Lesson 5

1 Count, trace and write.



15

fifteen




16


sixteen

2 Read and colour.


15 brown nuts




16 blue pens



13 yellow shells



1 Join the dots.




2 Look, read and write.

How many sandcastles are there?

There are _____ sandcastles.

Unit 7 Review


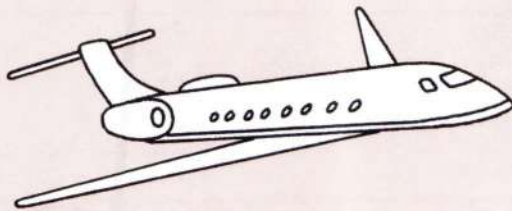
1 Say and write.



et



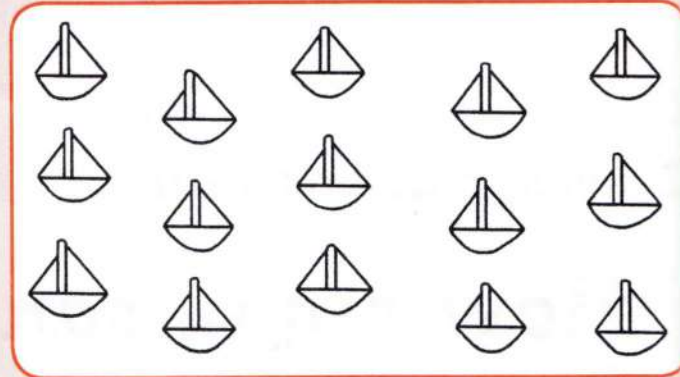

et



et

2 Count and write.

fifteen sixteen



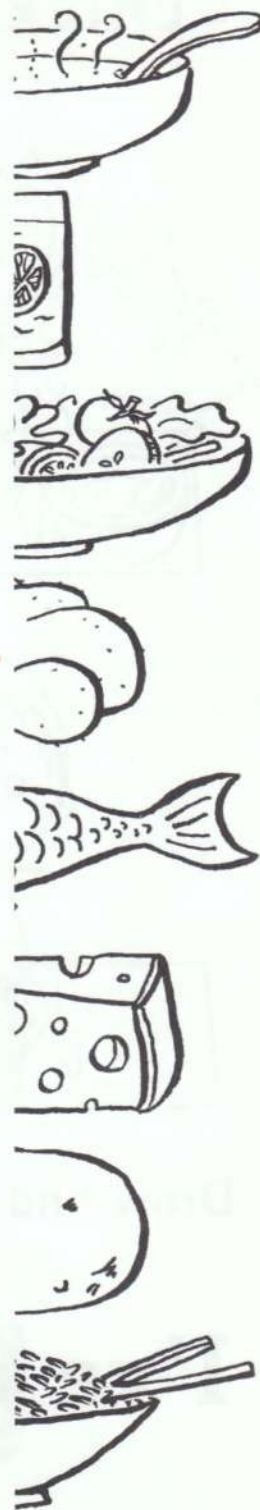
8 Mealtime

Lesson 1

1 Match.



fish
soup
juice
salad
chicken
potato
cheese
rice



Lesson 2

1 Look, read and write.

chicken salad soup fish cheese rice



She's got

_____ , _____

and _____ .



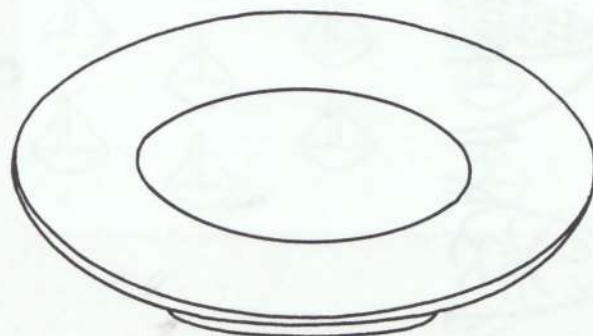
He's got

_____ , _____


and _____ .

2 Draw and say.

I've got ...

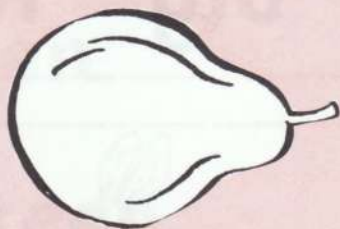


1 Trace and write.



ig ig

2 Write and say.



ig




ig

Lesson 4

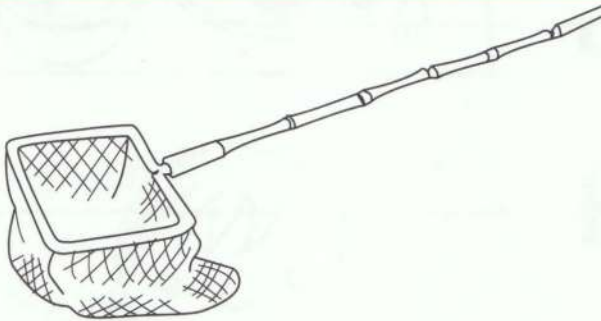
1 Circle.



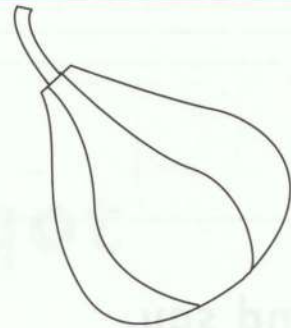
dig bin



hat mat



net ten



big fig




Pat pen




Jig jet

1 Count, trace and write.



17

seventeen



18

eighteen




2 Count and match.

eleven

thirteen

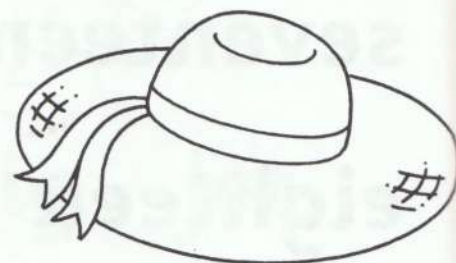


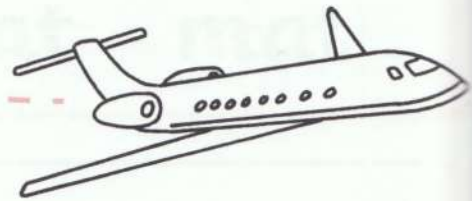


seventeen

eighteen

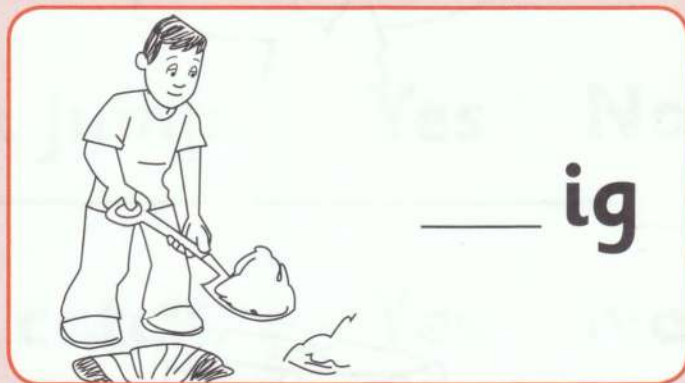





Lesson 6

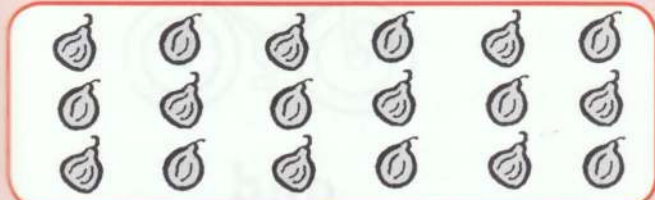
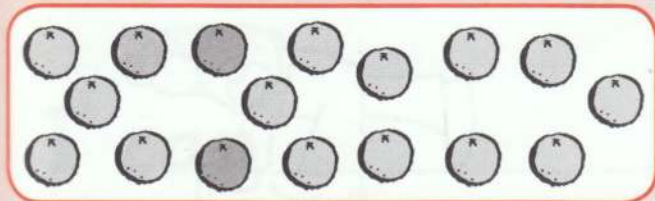
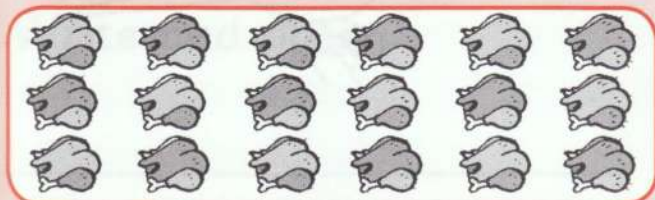
1 Say and match the rhyming words.



1 Say and write.



2 Count and write.


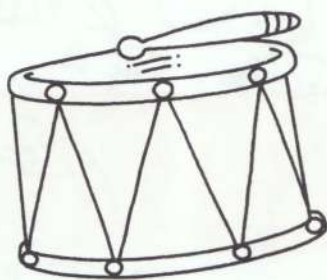


9 Circus fun

Lesson 1

1 Write and say.

acrobat bicycle clown tent
drum juggler parrot



and

Lesson 2

1 Read and circle.



She can sing.

Yes

No



He can climb.

Yes

No



She can jump.

Yes

No



He can catch.

Yes

No

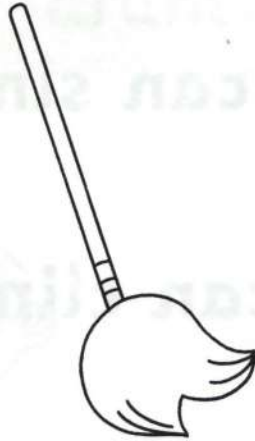
2 Write and draw.

I can _____ .



Lesson 3

1 Trace and write.



2 Write and say.



o p h



p o m

1 Read and draw.

The clown can play a drum.



2 Find and colour.

op

op

at

ig

at

ig

et

at

et

at

op

et

ig

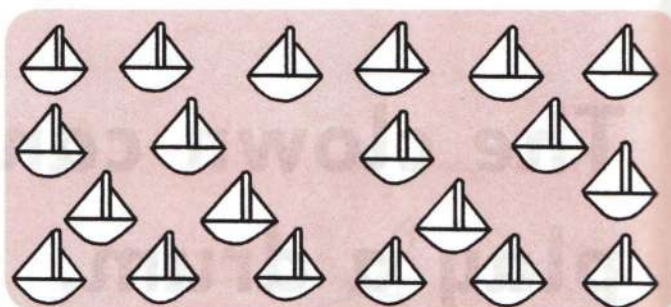

et

op

ig

Lesson 5

1 Count, trace and write.



19

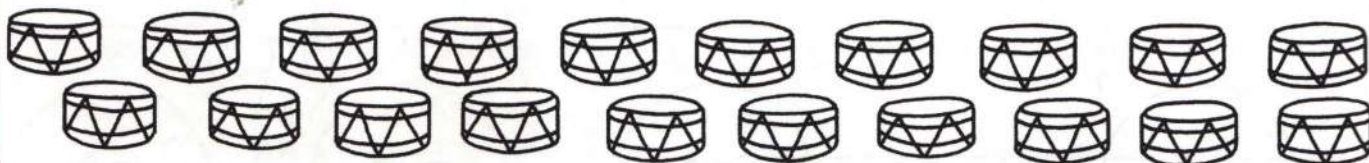
20

nineteen


twenty

2 Read and colour.

nineteen blue drums



twenty green parrots



1 Read and match. Write the number.

1 She can draw.



2 He can't climb.



3 She can't run.



4 He can catch.




5 She can kick.



Unit 9 Review

1 Say and write.



___ op




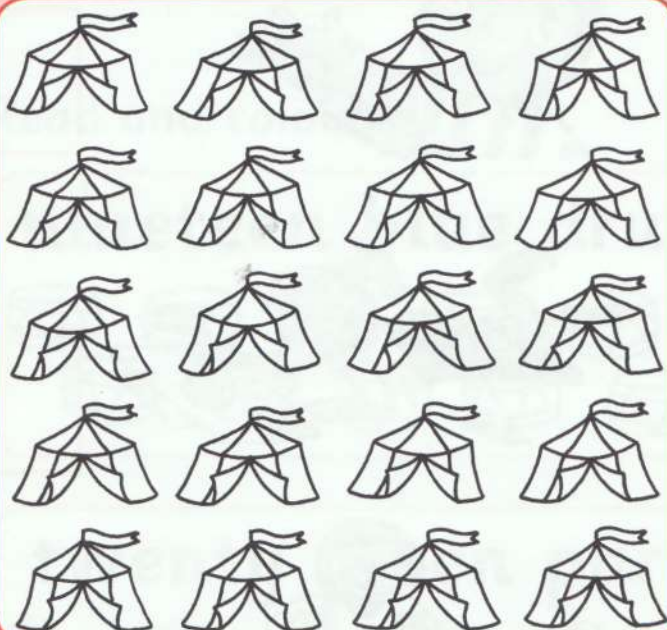
___ op



___ op

2 Count and write.

nineteen twenty



10 Jobs

Lesson 1

1 Write and trace.



— doctor



— farmer



— secretary



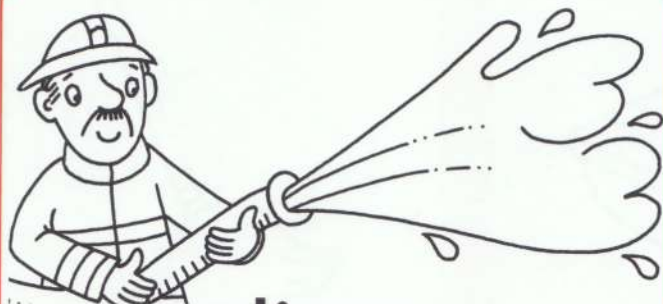
— policeman



— builder

Lesson 2


1 Circle and say.



policeman
fireman



doctor
builder




acrobat
teacher



shop assistant
taxi driver





clown
juggler




school bus driver
shop assistant

1 Trace and write.




un un

2 Write and say.



un



un

Lesson 4

1 Look and circle the letters. Read.



hat

man

sad

dad

bag

Baz



jet


Tess

bed

tent

red

egg



big

six

fig

Jig

bin

in



box

hop

on

mop

top

dog



under

sun


jump

bun

nut

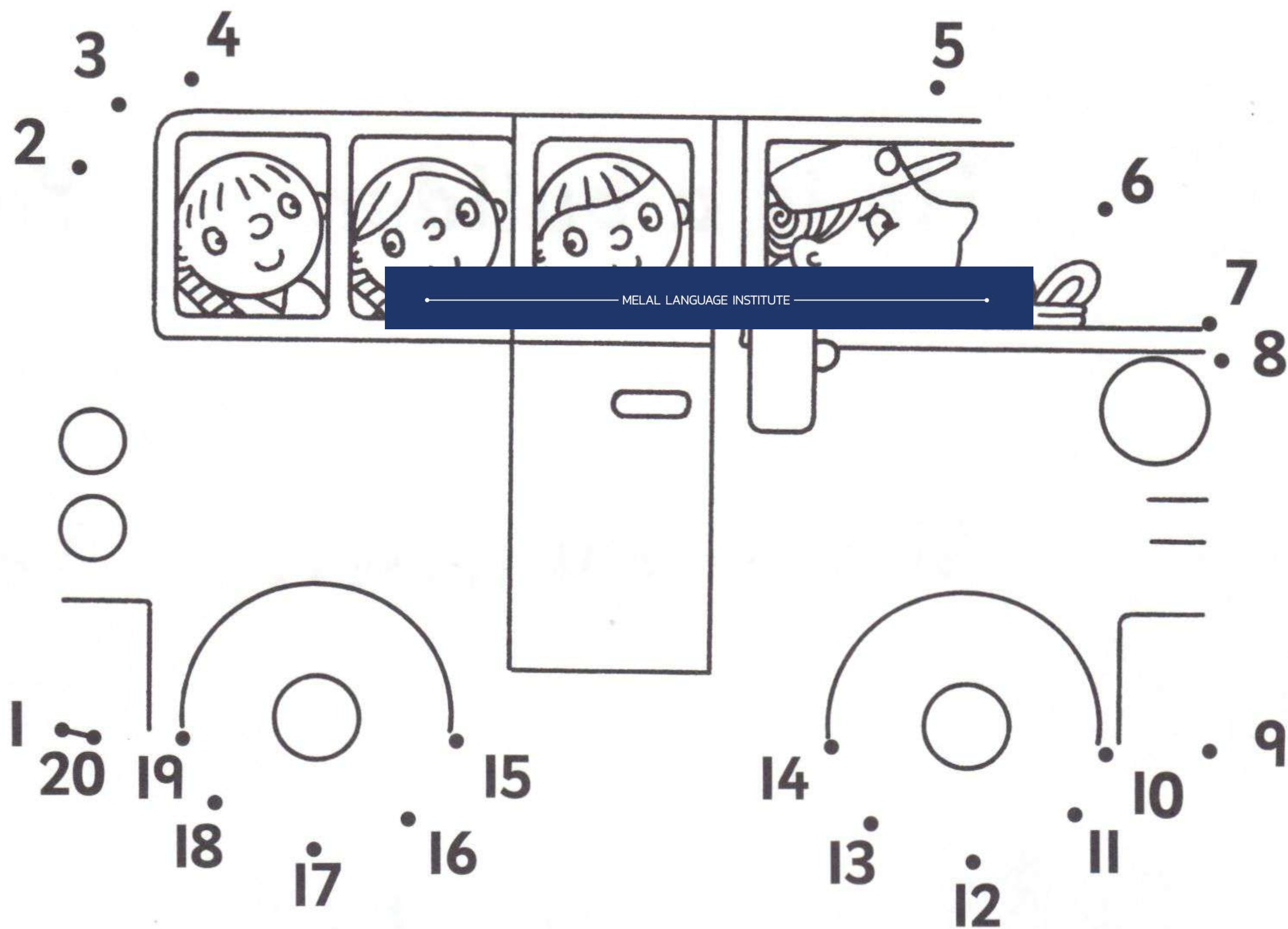
mum

1 Join the dots.



He's a taxi driver.

2 Join the dots and write.



She's a _____ driver.

Lesson 6

1 Read and circle.



He is a fireman.

Yes **No**



He is a farmer.

Yes No



She is a secretary. Yes No



He is a builder.

Yes No



She is a juggler.





Yes No



She is a teacher.

Yes No

1 Circle the pictures with the *un* sound.



2 Write the numbers.

_____ 12 _____


_____ 15 _____

16 _____

19 _____

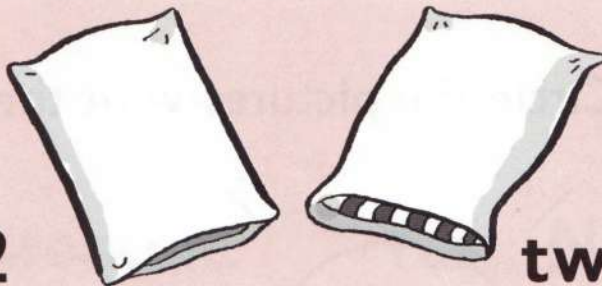
Numbers

1




one

2



two

3




three

4




four

5



five

6



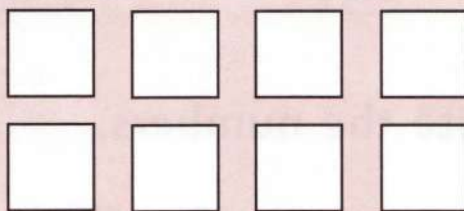
six

7



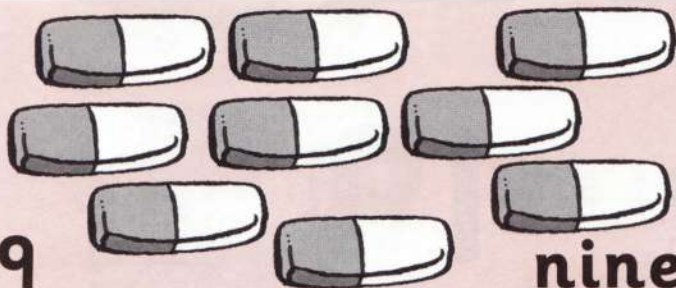
seven

8



eight

9








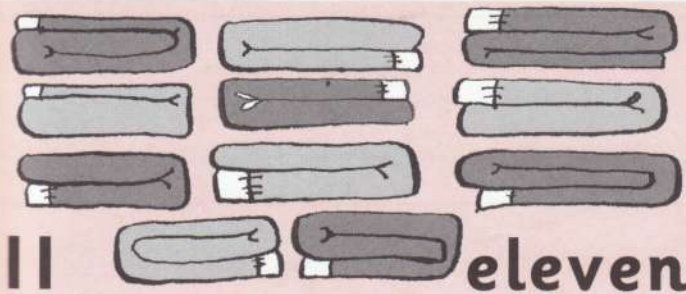


nine

10




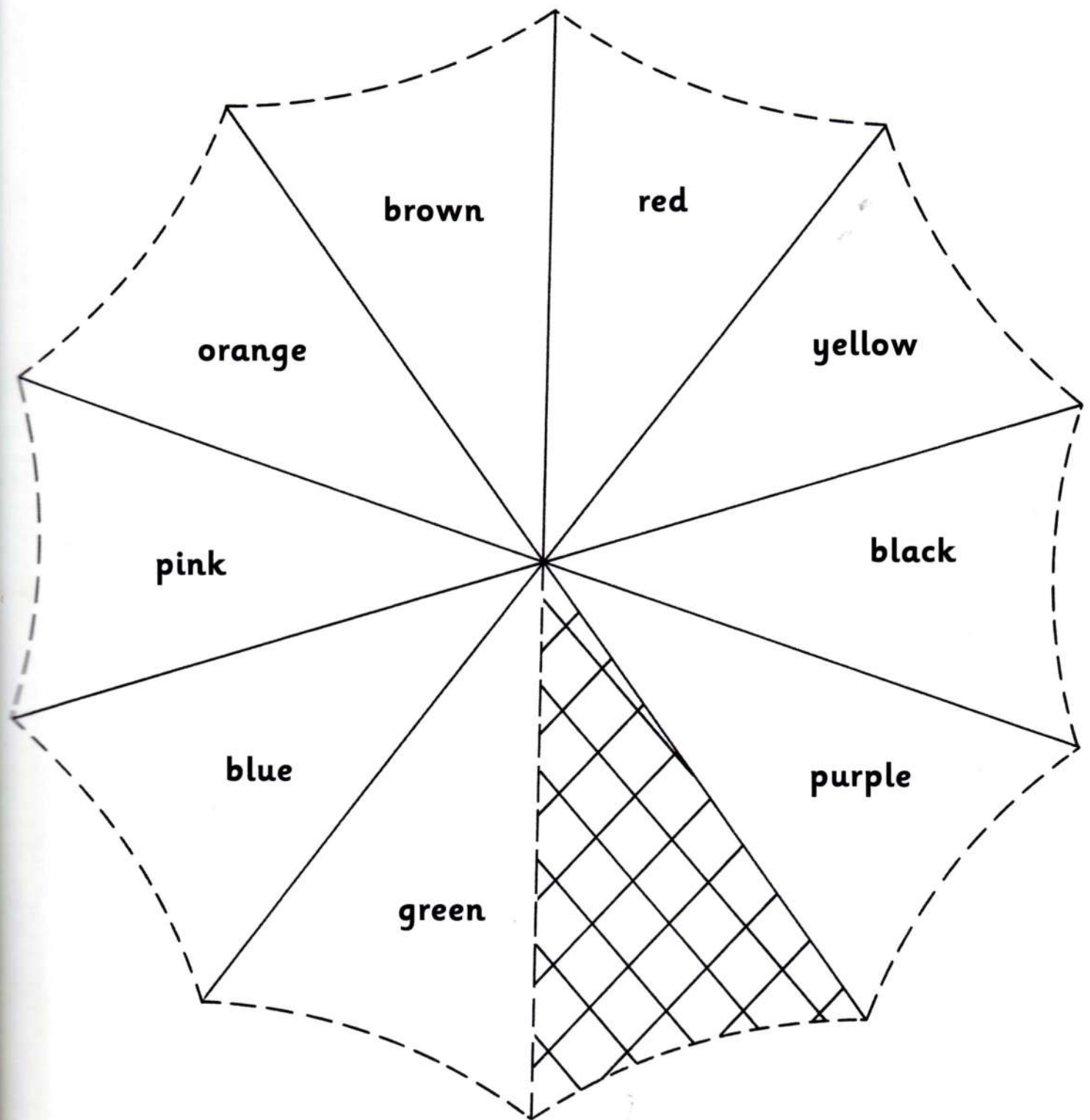
ten



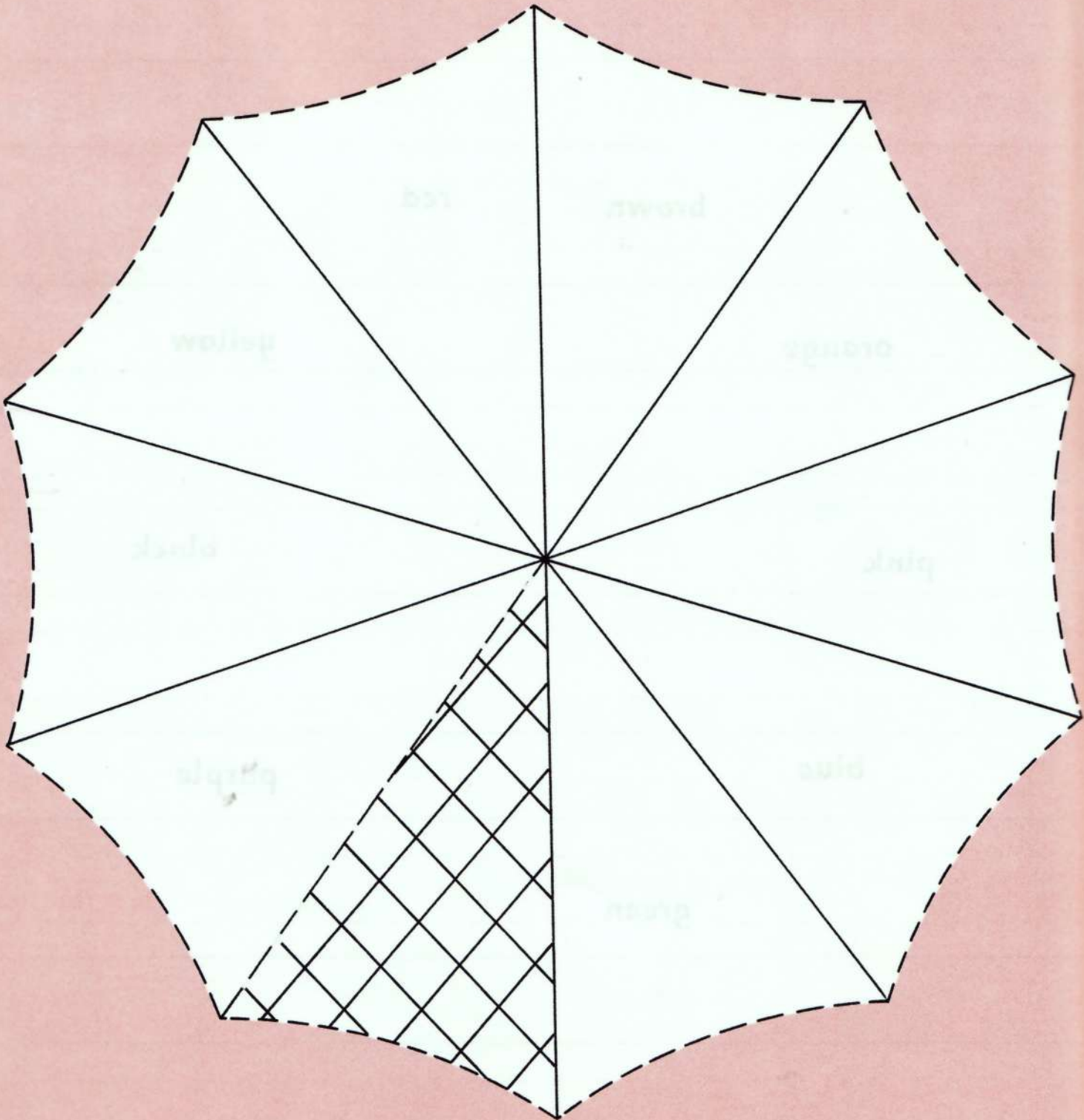
Writing grid

Handwriting practice grid with multiple rows of solid top and bottom lines and a dashed middle line.

Make a beach umbrella



- 1 Colour, cut out and glue the template to make your umbrella.
- 2 Attach your umbrella to a stick, pencil or straw, using sticky tape or modelling clay.



Songs

Unit 1

Lesson 2

Sunday, Monday, Tuesday, Wednesday,
Thursday, Friday, Saturday
It's a nice day!
It's Monday.

Unit 3

Lesson 4

If you're happy and you know it,
clap your hands.
If you're happy and you know it,
clap your hands.
If you're happy and you know it,
and you really want to show it
If you're happy and you know it,
clap your hands.
If you're sad and you know it,
stamp your feet.
If you're sad and you know it,
stamp your feet.
If you're sad and you know it,
and you really want to show it
If you're sad and you know it,
stamp your feet.

Unit 4

Lesson 4

I can jump
I can climb
I can sing and count to five.
I can throw
I can kick
I can catch and run and hide.

Unit 5

Lesson 4

Bean plant, bean plant
Grow, grow, grow!
Water and sun
Grow, grow, grow!

Unit 6

Lesson 4

Put your hand on your head.
Put your hand on your nose.
Put your hand on your leg.
Put your hand on your toes.
Put your hand in your bag.
Put your hand in the air.
Put your hand under your book.
Shake your hands everywhere.

Unit 7

Lesson 4

Ten umbrellas in the sun.
There's a colour for everyone.
Black, white, brown, blue.
Green for me; purple for you.
Yellow, orange, pink, and red.
Sun is shining.
Hide your head!

Unit 8

Lesson 4

Salad and soup
Chicken and cheese
I love food!
Let's eat, please!
Fish and potatoes
Juice and rice
I love food!
Yummy! It's nice.

Unit 9

Lesson 4

(Chorus)
Let's all go to the circus.
Let's all go to the circus.
Let's all go to the circus.
What can you see?
I can see an acrobat.
I can see an acrobat.
I can see an acrobat.
He can jump and climb.
(Chorus)

I can see a juggler.
I can see a juggler.
I can see a juggler.
She can throw and catch.

(Chorus)

I can see a clown.
I can see a clown.
I can see a clown.
He can play a drum.

Unit 10

Lesson 4

How are you today?
How are you today?
I'm not very well.
Is the doctor on the way?
How are you today?
How are you today?
Thanks to the doctor.
I can play!

Unit 10

Lesson 5

Twenty horses on the farm.
EE-I-EE-I-O
Twenty horses on the farm.
Oh, no! One must go.
Nineteen horses on the farm.
EE-I-EE-I-O
Nineteen horses on the farm.
Oh, no! One must go.

...

One horse on the farm.
EE-I-EE-I-O
One horse on the farm.
Oh, no! One must go.

OXFORD

UNIVERSITY PRESS

Great Clarendon Street, Oxford OX2 6DP

Oxford University Press is a department of the University of Oxford.

It furthers the University's objective of excellence in research, scholarship,
and education by publishing worldwide in

Oxford New York

Auckland Cape Town Dar es Salaam Hong Kong Karachi

Kuala Lumpur Madrid Melbourne Mexico City Nairobi

New Delhi Shanghai Taipei Toronto

With offices in

Argentina Austria Brazil Chile Czech Republic France Greece

Guatemala Hungary Italy Japan Poland Portugal Singapore

South Korea Switzerland Thailand Turkey Ukraine Vietnam

OXFORD and OXFORD ENGLISH are registered trade marks of
Oxford University Press in the UK and in certain other countries

© Oxford University Press 2009

The moral rights of the author have been asserted

Database right Oxford University Press (maker)

First published 2009

2013 2012 2011 2010 2009

10 9 8 7 6 5 4 3 2 1

No unauthorized photocopying

All rights reserved. No part of this publication may be reproduced,
stored in a retrieval system, or transmitted, in any form or by any means,
without the prior permission in writing of Oxford University Press,
or as expressly permitted by law, or under terms agreed with the appropriate
reprographics rights organization. Enquiries concerning reproduction
outside the scope of the above should be sent to the ELT Rights Department,
Oxford University Press, at the address above

You must not circulate this book in any other binding or cover
and you must impose this same condition on any acquirer

Any websites referred to in this publication are in the public domain and
their addresses are provided by Oxford University Press for information only.
Oxford University Press disclaims any responsibility for the content

ISBN: 978 0 19 443211 5

Printed in China


ACKNOWLEDGEMENTS

Illustrations by: Paul Gibbs and John Haslam pp 4, 9, 11, 12, 13, 45 (top), 56, 59
(top), 70; Cathy Hughes pp 6, 8, 14, 16, 18, 20, 22, 24, 28, 30, 32, 34, 36, 38, 40,
42, 44, 46, 48, 50, 52, 54, 58, 60, 62, 64, 66, 68, 71, 73, 77, 78; Lisa Williams/
Sylvie Poggio Artists Agency pp 5, 10, 15, 17, 19, 21, 23, 25, 27, 29, 31, 33, 35,
37, 39, 41, 43, 45 (bottom), 47, 49, 51, 53, 55, 57, 59 (bottom), 61, 63, 65, 67,
69, 72, 74, 75.

First Friends 2

First Friends is a two-year beginner's course that develops vocabulary, practises phonics, and teaches family values.

- Class Book with Audio CD
- Activity Book
- Numbers Book
- Teacher's Book
- Class Audio CD
- Resource Pack: 100 flashcards, 5 posters



OXFORD
UNIVERSITY PRESS

OXFORD ENGLISH
ISBN 978-0-19-443211-5



9 780194 432115