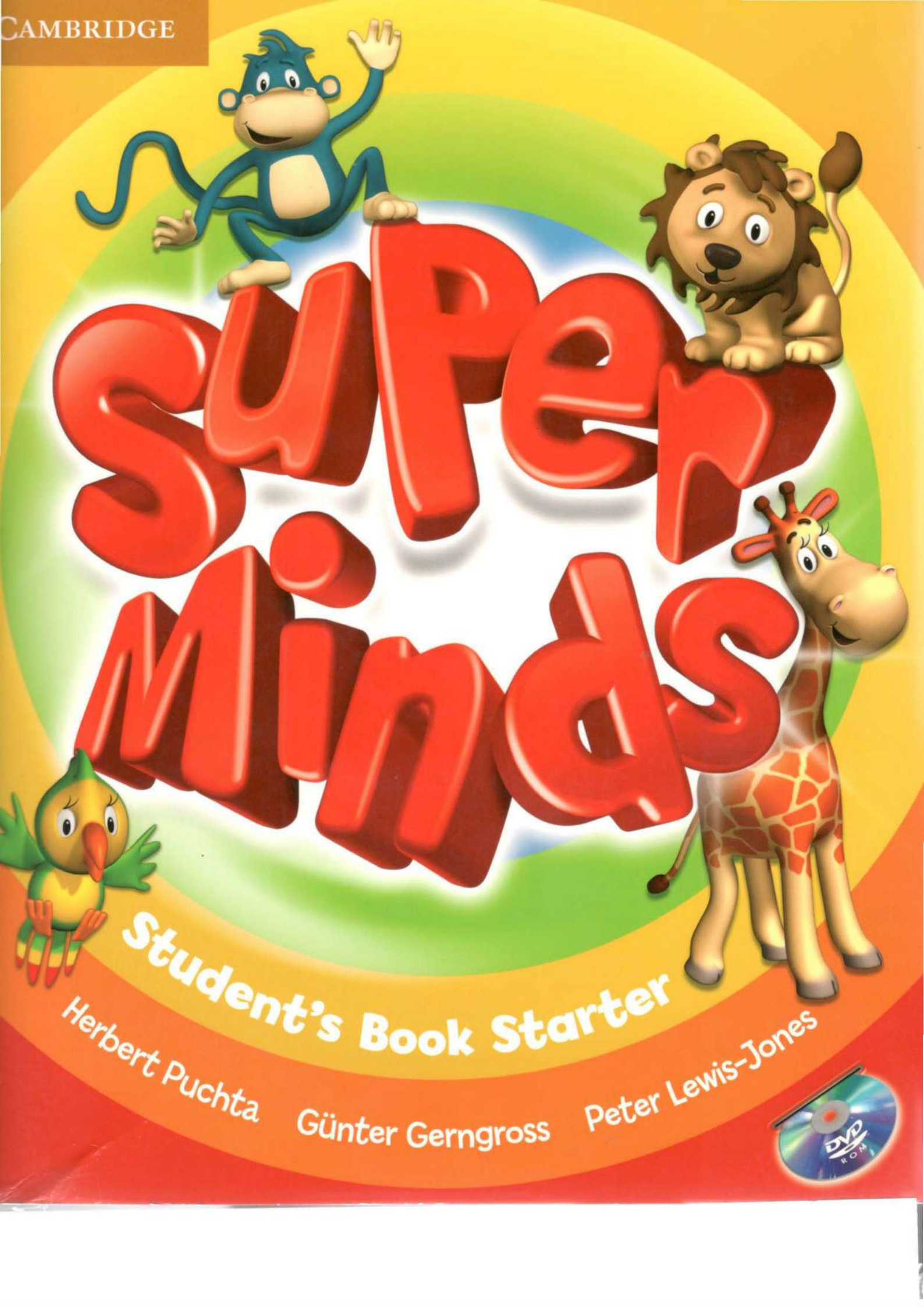


CAMBRIDGE



**Student's Book Starter**

Herbert Puchta

Günter Gerngross

Peter Lewis-Jones



# Map of the book

Hello (pages 4–9)			
<b>Vocabulary</b> red, blue, green, orange, purple, yellow	<b>Grammar</b> Hello! What's your name? I'm ...	<b>Story and value</b> <i>The water hole</i> Saying Sorry	<b>Thinking skills</b> Associating silhouettes with objects
Song: What's your name?			

1 My classroom (pages 10–19)				
<b>Vocabulary</b> • pencil, chair, bag, rubber, book, desk • one, two, three, four, five, six	<b>Grammar</b> Stand up. Sit down. Open ... Close ... Pick up ... Put ...	<b>Story and value</b> <i>The pencil</i> Lending	<b>Thinking skills</b> • Counting • Paying attention to visual details • Associating objects with actions	<b>English for school</b> Actions at school
Song: In the classroom		Creativity	Revision	

2 My family (pages 20–29)				
<b>Vocabulary</b> grandpa, grandma, mum, dad, sister, brother	<b>Grammar</b> • This is my (brother), (Tom). • This is my (book).	<b>Story and value</b> <i>The sandwiches</i> Sharing	<b>Thinking skills</b> • Counting • Understanding family relations	<b>English for school</b> Social science: Families
Song: We're the royal family!		Creativity	Revision	

3 My face (pages 30–39)				
<b>Vocabulary</b> eyes, ears, nose, face, teeth, mouth	<b>Grammar</b> • I'm/You're (angry, happy, sad, scared). • Are you (angry)? Yes, I am. / No, I'm not.	<b>Story and value</b> <i>The monster</i> Don't play tricks	<b>Thinking skills</b> • Comparing and analysing visual information • Empathising with others	<b>English for school</b> Music: Music and feelings
Song: Hey, little clown		Creativity	Revision	

4 Toys (pages 40–49)				
<b>Vocabulary</b> • ball, kite, rope, teddy bear, doll, plane • seven, eight, nine, ten	<b>Grammar</b> I've got a (ball).	<b>Story and value</b> <i>The ball</i> Working together	<b>Thinking skills</b> • Counting • Paying attention to visual details	<b>English for school</b> Physical education: Let's play outside!
Song: I've got a ball		Creativity	Revision	

## 2 Map of the book



## 5 My house (pages 50–59)

<b>Vocabulary</b> bath, cupboard, bed, sofa, table, armchair	<b>Grammar</b> <ul style="list-style-type: none"> <li>• in, on, under</li> <li>• The (doll) is in the (bath).</li> </ul>	<b>Story and value</b> <i>The cap</i> Listening to people	<b>Thinking skills</b> <ul style="list-style-type: none"> <li>• Paying attention to visual details</li> <li>• Paying attention to details in instructions</li> </ul>	<b>English for school</b> <b>Geography:</b> Homes
▶ <b>Song:</b> Tidy up!		▶ <b>Creativity</b>		▶ <b>Revision</b>

## 6 On the farm (pages 60–69)

<b>Vocabulary</b> cat, horse, cow, dog, rabbit, sheep	<b>Grammar</b> <ul style="list-style-type: none"> <li>• (two) sheep, three (cat)s,</li> <li>• I like (cats)</li> <li>• My favourite colour is (blue) / (toys) are (planes).</li> </ul>	<b>Story and value</b> <i>I like your colours!</i> Paying compliments	<b>Thinking skills</b> <ul style="list-style-type: none"> <li>• Counting</li> <li>• Remembering details from a story</li> <li>• Associating animals with habitats</li> </ul>	<b>English for school</b> <b>Biology:</b> Animals
▶ <b>Song:</b> The animal boogie		▶ <b>Creativity</b>		▶ <b>Revision</b>

## 7 I'm hungry! (pages 70–79)

<b>Vocabulary</b> carrots, sausages, apples, cakes, ice cream, chips	<b>Grammar</b> <ul style="list-style-type: none"> <li>• I like / don't like (carrots).</li> <li>• I like / I don't like (blue / cats / dolls).</li> </ul>	<b>Story and value</b> <i>Cakes and ice cream</i> Don't be greedy	<b>Thinking skills</b> <ul style="list-style-type: none"> <li>• Identifying missing details</li> <li>• Associating food with its source</li> </ul>	<b>English for school</b> <b>Science:</b> Our food
▶ <b>Song:</b> I don't like chips		▶ <b>Creativity</b>		▶ <b>Revision</b>

## 8 All aboard! (pages 80–89)

<b>Vocabulary</b> boat, train, car, scooter, bus, bike	<b>Grammar</b> <ul style="list-style-type: none"> <li>• I'm driving / flying / riding / sailing</li> <li>• flying a kite, swimming, climbing a tree, running, brushing my teeth, washing my hands</li> </ul>	<b>Story and value</b> <i>Oh what fun!</i> Saying Thank you	<b>Thinking skills</b> <ul style="list-style-type: none"> <li>• Associating sound clues with silhouettes</li> <li>• Paying attention to visual details</li> <li>• Recognising shapes</li> <li>• Counting</li> </ul>	<b>English for school</b> <b>Maths:</b> Shapes
▶ <b>Song:</b> We're having fun!		▶ <b>Creativity</b>		▶ <b>Revision</b>

## 9 Party clothes (pages 90–99)

<b>Vocabulary</b> hat, belt, boots, shirt, badge, shoes	<b>Grammar</b> <ul style="list-style-type: none"> <li>• I like (biscuits, crisps, salad, sweets).</li> <li>• I've got (apples and salad / a ball).</li> </ul>	<b>Story and value</b> <i>Nice work!</i> Tidying up	<b>Thinking skills</b> <ul style="list-style-type: none"> <li>• Ranking in order of preference</li> <li>• Associating outlines with objects</li> <li>• Paying attention to visual details</li> <li>• Recognising numbers</li> </ul>	<b>English for school</b> <b>Art:</b> Our clothes
▶ <b>Song:</b> Oh what a wonderful party!		▶ <b>Creativity</b>		▶ <b>Revision</b>

**Chants and songs:** pages 100–102

**Cut-outs:** pages 103–112

**Stickers:** Centre section



# Hello

1 CD1  
02

Listen and sing.



4

Singing for pleasure



1 CD1  
04

Listen and point. Then listen and say the names.



2 CD1  
05

Listen and point.



Hello! What's your name? I'm ...

5




## Act out.



## 2

## Ask and answer.




## 6

I'm (Mike, Leo, Gina, Polly).



1 CD1  
07

Listen and point.



2

Move a CD. Look and say the colours.



red, blue, green, orange, purple, yellow

7



1

CD1  
09

# The water hole

1



2



3



4



5





6




8

Story and values





**2** Think! Find and say the colour.





# 1

# My classroom


1 CD1 10

Listen and point. Then listen and say the words.



2 CD1 11

Listen and chant.





10

1 pencil 2 chair 3 bag 4 rubber 5 book 6 desk




**1** CD1 12 Listen and colour.



**2** CD1 13 Listen and act out.



Listen and sing.








Listen and say the numbers.









2

Think!

Look and count. Circle the number.




	1	2	3	4	5	6
	1	2	3	4	5	6
	1	2	3	4	5	6
	1	2	3	4	5	6
	1	2	3	4	5	6
	1	2	3	4	5	6





# The pencil







1

**2** **Think!** Find, count and stick.

Sticker

1



2



3



4



5



6



Value: lending

15



# Actions at school


1 CD 1  
20

Listen and say the words.

1



2



3



4



5



2

Play the game.





1

Think! Think and colour.



1



2



3




4



5



6





1 CD1  
22

Listen and imagine. Then draw your picture.



2

Show your picture to your friends.





# 1 Play the game.





# 2

# My family

1

CD1  
23

Listen and point. Then listen and say the words.



2

CD1  
24

Listen and chant.



20

1 grandpa 2 grandma 3 mum 4 dad 5 sister 6 brother



1

CD1  
25

Listen, point and say the words.



2

Draw and show your family.  
Say the names.




This is my (brother), (Tom).







**1** Follow the lines. Make sentences.



**2** Play the game.




This is my (book).





# The sandwiches







2 **Think!** Count and colour.






# Families

1 CD1  
31

Sticker

Think!

Listen and stick.



2

Draw and show your family tree.

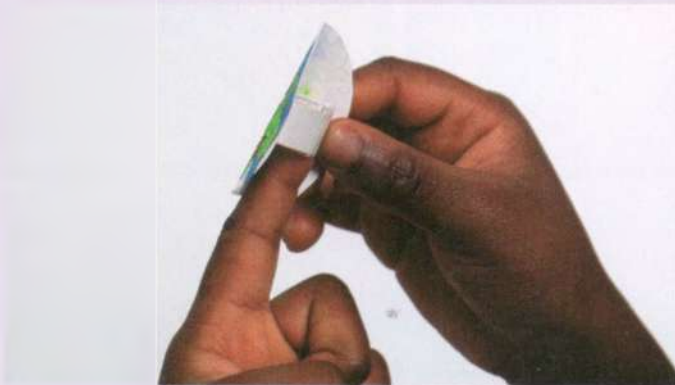


26

Social science



# 1 Make a finger family.



# 2 Show your family to a friend.






1 CD 1 32

Listen and act out with your teacher.

2 CD 1 33

Listen again and match.



1

2

3

4

5

6





1

# Play the game.

  
 Page  
108




# 3

# My face

1

CD1  
34

Listen and point. Then listen and say the words.



2

CD1  
35

Listen and chant.



30

1 eyes 2 ears 3 nose 4 face 5 teeth 6 mouth



1 CD1  
36

Listen and say the words.

1



2



3



4



2

Play the game.



I'm/You're (angry, happy, sad, scared).







1 CD1  
39

Sticker

Listen and stick.



2

Draw a face. Play the game.









Are you (angry)? Yes, I am. / No, I'm not.





# The monster







3

**2** **Think!** Look at picture 4. Find five differences.





# Music and feelings

1  CD1  
43

Listen and colour. Say the words.



2  CD1  
44

Listen again and describe the music.






1 CD1  
45

Think!

Listen and circle.




1 2 3 4



1 2 3 4



1 2 3 4



1 2 3 4

2

Play the game.





1 CD1  
46

Listen and imagine. Then make a face.



2

Show the face to your friends.

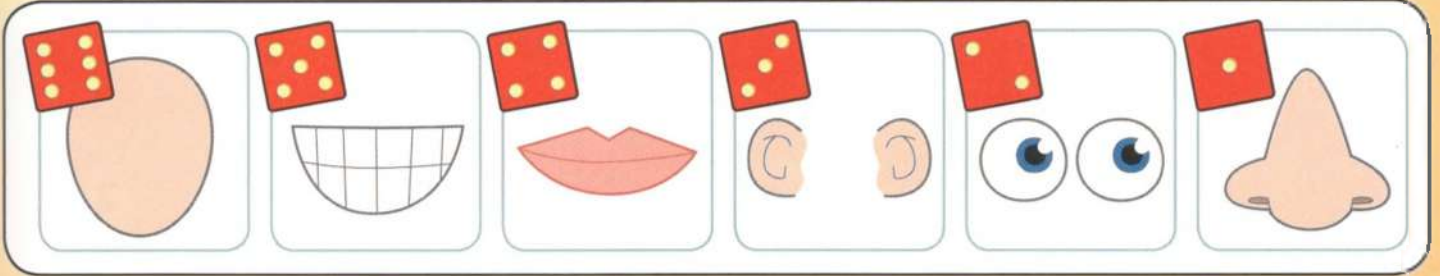


38

Creativity



# 1 Play the game.






# 4

# Toys

1 CD1  
47

Listen and point. Then listen and say the words.



2 CD1  
48

Listen and chant.



40 1 ball 2 kite 3 rope 4 teddy bear 5 doll 6 plane



1 CD1  
49

Listen and colour.

2  
Sticker

Choose three stickers and play the game.









1 CD1  
52

Listen and say the numbers.





2

Think!

Look and count. Circle the number.




	1	2	3	4	5	6	7	8	9	10
	1	2	3	4	5	6	7	8	9	10
	1	2	3	4	5	6	7	8	9	10
	1	2	3	4	5	6	7	8	9	10
	1	2	3	4	5	6	7	8	9	10
	1	2	3	4	5	6	7	8	9	10



# The ball







4

**2** **Think!** Look and draw the ball and the stick.





# Let's play outside!

1 CD1  
56

Listen. Point and say the number.

1



2



3



4



2

Choose a picture and tell your friend.





1 CD1  
57

Listen and say the words.

2 CD1  
58

Listen and act out.





1 CD1 59

Listen and act out with your teacher.

2 CD1 60

Listen again and match.



1

2

3

4

5

6






1

Play the game.

Page  
106






# 5 My house


1 CD2 02

Listen and point. Then listen and say the words.



2 CD2 03

Listen, chant and colour.



50 bath, cupboard, bed, sofa, table, armchair



1 CD2  
04

Listen and point. Then listen and answer.

1



on the bed

2



in the bath

3



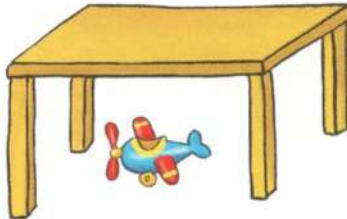
in the cupboard

4



under the armchair

5



under the table

6



on the sofa

2

Think! Find the toys.









1

Sticker

Make a picture with stickers.



2

Sticker

Think!

Describe your picture.  
Make your friend's picture.





The (doll) is (in) the (bath).





# The cap









2

Think!

Find and say the picture number.





# Homes

**1**  Listen and say the words.

**1**



**2**



**3**



**4**



**5**



**2** Follow the lines. Where do the people live?

**1**



**2**



**3**



**4**



**5**





1 Choose a home. Use rubbish to make it.





1 CD2  
12

Listen and imagine. Then draw your picture.



2

Show your picture to your friends.




58

Creativity



# 1 Play the game.






6

# On the farm

1

CD2  
13

Listen and point. Then listen and say the words.



2

CD2  
14

Listen and chant.



60

cat, horse, cow, dog, rabbit, sheep



1

**Think! Count the animals.**

5 dogs

1



dogs

2



sheep

3



cats

4



cows

5



rabbits

6




horses

2

CD2  
15**Listen and stick.**

Sticker

1



2




3



4



5




6



(two) sheep, three (cat)s, I like (cat)s








1 CD2 19

Listen and circle.




My favourite colour is blue.

I like cats.



2

Talk in class and count.




My favourite colour is (blue) / (toys) are (planes).






# I like your colours!









**2** Think! Remember and circle the parts of the face.





# Animals

1 Think! Match.





1

Make a poster.





1 CD2  
23

Listen and act out with your teacher.

2 CD2  
24

Listen again and match.



1

2

3

4

5

6










# 7

# I'm hungry!

1 CD2  
25

Listen and point. Then listen and say the words.

1 carrots




3 apples



5 ice cream



2 sausages



4 cakes




6 chips



2 CD2  
26

Listen and chant.



70


carrots, sausages, apples, cakes, ice cream, chips




1 CD2 27

Listen and circle.

1




2



3



4



5



6



2



Talk about food.



I like apples.




I don't like sausages.



I like / I don't like (carrots).







# 1 Listen to your teacher. True or false?



## 2 Play the game.

		1	2	3	4	5	6
1							
2							
3							
4							
5							
6							





# Cakes and ice cream








**2** **Think!** Look and stick.

Sticker



Value: don't be greedy


75



# Our food

1 CD2  
33

Listen and colour.



2

Think!


Match. Where does our food come from?





1

Make food collages.





1 CD2  
34

Listen and imagine.  
Then make a meal for your monster.



2

Show the meal to your friends.



78

Creativity



1

Play the game.

Page  
104





# 8

# All aboard!


1 CD2 35

Listen and point. Then listen and say the words.



2 CD2 36

Listen and chant.



80

boat, train, car, scooter, bus, bike



1 CD2 37

Listen and colour.




2

Play the game.









1 CD2  
41**Think!****Listen, look and say the actions.**

1



2



3



4



5



6



2

Sticker



**Look at activity 1 and stick.**

flying a kite, swimming, climbing a tree, running,  
washing my hands









# Oh what fun!







2 **Think!** Look, draw and colour.





# Shapes

**1** CD2  
45 Listen and colour.

**1**




**2**



**3**



**4**



**2** **Think!** Find shapes in the classroom.





1

**Think!** Count the shapes.

1



2



3



4



2

**Make a picture. Show the picture to your friends.**




1 CD2  
47

Listen and act out with your teacher.

2 CD2  
48

Listen again and match.



1

2

3

4

5

6





1

  
 Page  
 104

# Play the game.





# 9

# Party clothes

1 CD2  
49

Listen and point. Then listen and say the words.



2 CD2  
50

Listen and chant.



90 hat, belt, boots, shirt, badge, shoes



1 CD2 51

Listen and point. Choose food for a class party.




2 **Think!** Draw your five favourite foods in order.



I like (biscuits, crisps, salad, sweets).



Listen and sing.






1

CD2  
54

Listen and match.



2

Sticker


Think!

Guess the toys and stick.

1



2



3



4



5



6



I've got (apples and salad / a ball).





# Nice work!





9

8




7



2

Think!

Find and say the picture number.



Value: tidying up

95

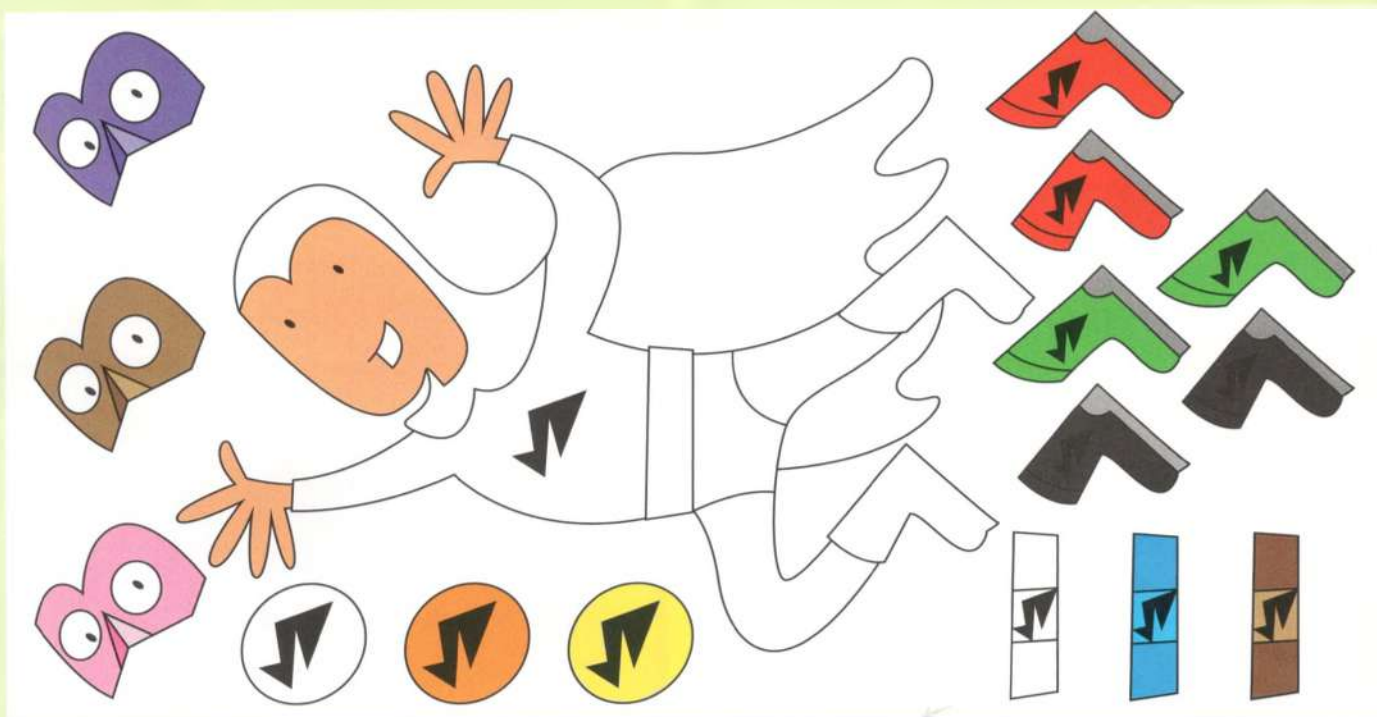


# Our clothes

**1**  Listen and say the number.



**2** Draw clothes. Show your superhero to your friends





**1** **Think!** Look at the numbers. Colour the uniforms.



**2** Draw and colour a new school uniform.





1

Play the game.

I'm flying a plane.



I like ice cream.



I don't like cakes.





# Chants and songs

## What's your name? (page 4)

What's your name? What's your name?

I'm Mike.

Hello Mike.

What's your name? What's your name?

I'm Polly.

Hello Polly.

What's your name? What's your name?

I'm Leo.

Hello Leo.

What's your name? What's your name?

I'm Gina.

Hello Gina.

Gina, Polly, Mike and Leo,

Hello, hello, hello, hello!

## My pencil (page 10)

My pencil, my book, my rubber -  
All in my bag.

My pencil, my book, my rubber -  
All on my chair.

My pencil, my book, my rubber -  
All on my desk.

## In the classroom (page 12)

*In the classroom, in the classroom.*

*In the classroom, today!*

Here's my rubber, my red rubber.

Here's my rubber in my pencil case!

*In the classroom ...*

Here's my pencil, my blue pencil.

Here's my pencil in my pencil case!

*In the classroom ...*

My rubber and my pencil,

My rubber and my pencil,

My rubber and my pencil

In my pencil case.

## In my family (page 20)

My grandma, my sister, my mum and me.

Here are the girls in my family.

My grandpa, my brother, my dad and me.

Here are the boys in my family.

## We're the royal family! (page 22)

*Mum's the queen! Dad's the king!*

*We're the royal family! (x 2)*

This is my mum.

Hi, my name's Ann.

This is my dad.

Hi, my name's Dan.

*Mum's the queen! ...*

This is my sister.

Hi, my name's Jill.

This is my brother.

Hi, my name's Bill.

*Mum's the queen! ...*

This is my grandma.

Hi, my name's Kim.

This is my grandpa.

Hi, my name's Jim.

*Mum's the queen! ... (x 2)*


## Here's my face (page 30)

Here's my face. It's easy - look!

Two eyes, two ears.

Here's my nose. Here's my mouth.

Oh, what's missing? Ah - my teeth! (x 2)





### Hey, little clown (page 32)

Hey, little clown. Are you happy?

Hey, little clown. Are you OK?

Hey, little clown. Are you happy?

Are you happy today?

No, no, no, no, no. I'm not happy. I'm not happy.

No, no, no, no, no. I'm sad today.

Hey, little clown ...

No, no, no, no, no. I'm not happy. I'm not happy.

No, no, no, no, no. I'm scared today.

Hey, little clown ...

No, no, no, no, no. I'm not happy. I'm not happy.

No, no, no, no, no. I'm angry today.

Hey, little clown ...

Yes, yes, yes, yes, yes. I'm happy. I'm happy.

Yes, yes, yes, yes, yes. I'm OK today.

I'm happy today.

### One yellow doll (page 40)

One yellow doll, two blue balls,

Three green planes, four red kites,

A rope and a teddy bear.

Oh yeah, oh yeah, oh yeah!

### I've got a ball (page 42)

I've got a ball and a plane.

I've got a doll and a rope.

I've got a teddy bear - squawk!

I've got a teddy bear.

I haven't got a kite. I haven't got a kite.

Sob, sob, sob. I haven't got a kite. Sob, sob.

I've got a kite. That's right! That's right!

I've got a kite. That's right!

Play with me. Play with me.

I've got a kite. That's right!

We've got a kite. We've got a kite.

We've got a kite. That's right! (x 2)

### Teddies everywhere! (page 50)

A teddy on the table, a teddy in the bath,

A teddy on the sofa, teddies everywhere.

A teddy on the cupboard,

A teddy on the bed,

A teddy on the armchair,

Teddies everywhere!

### Tidy up! (page 52)

Tidy up, tidy up. Put your toys away! (x 2)

Put the kite in the cupboard.

Put the plane under the bed.

No more play. Put your toys away.

Tidy up ...

Put the doll on the bed.

Put the teddy on the chair.

No more play. Put your toys away.

Tidy up ... Put your toys away!

### Listen! (page 60)

Listen! Woof, woof. A dog!

Listen! Miaow. A cat!

Listen! Baaa! A sheep!

Listen! Moo! A cow!

Listen! Neigh! A horse!

Listen! Thump, thump! A rabbit!

Run, rabbit, run! Run, rabbit, run!

Look at the rabbit running away!



### The animal boogie (page 62)

Let's do the animal boogie - woof!

Let's do the animal boogie - miaow!

Let's do the animal boogie - baaa!

Let's do the animal boogie - moo!

Come sing with me and dance with me,

For you and me, the animal boogie-woogie!

I like dogs, oh dogs are nice!

Woof, woof, woof, woof, woof.

I like cats, oh cats are nice!

Miaow, miaow, miaow, miaow, miaow.

I like sheep, oh sheep are nice!

Baaa, baaa, baaa, baaa, baaa.

I like cows, oh cows are nice!

Mooo, mooo, mooo, mooo, mooo!

Come sing with me ...

And I like the animal boogie too!

Woof! Miaow! Baaa! Moo!

Come sing with me ...



## Cakes for the snakes (page 70)

Cakes for the snakes,  
Apples for the cats,  
Carrots for the parrots,  
Ice cream for the sheep.  
Sausages, sausages,  
Sausages and chips!  
Sausages and chips  
For you and me!

## I don't like chips (page 72)


I don't like chips - no, no, no.  
I don't like carrots - no, no, no.  
I don't like sausages - no, no, no.  
No, no, no, no, NO!  
Chips, oh no! Carrots, oh no!  
Sausages - no, no, no, no, NO!  
  
I like apples - yes, yes, yes.  
I like cakes - yes, yes, yes.  
I like ice cream - yes, yes, yes.  
Yes, yes, yes, yes, YES!  
Apples, oh yes! Cakes, oh yes!  
Ice cream - yes, yes, yes, yes, YES!

## Ride a scooter (page 80)

Ride a scooter.  
Sail a boat.  
Drive a car.  
Off we go!



Ride a bike.  
Drive a bus.  
Drive a train.  
Come with us!



## We're having fun! (page 82)

Look at us. We're having fun!  
Come and join in, everyone!  
  
I'm riding a bike. Ting, ting, ting.  
I'm driving a car. Vroom, vroom, vroom.  
I'm flying a plane. Neeeaow!  
I'm flying to the stars.

Look at us. We're having fun!  
Come and join in, everyone! (x 2)

I'm driving a train. Choo, choo, choo.  
I'm riding a scooter. Push, push!  
I'm sailing a boat. All aboard!  
I'm sailing on the sea.

Look at us. We're having fun!  
Come and join in, everyone! (x 2)

## Mike's a cowboy (page 90)

Purple shirt, blue boots,  
No shoes, red belt,  
Yellow badge, green hat.  
Mike's a cowboy. That's that! (x 2)

## Oh what a wonderful party! (page 92)



Oh what a wonderful party!  
It's party time today!  
Clap your hands! Turn around!  
Shout 'Hip, hip, hooray!'

Sausages, sausages in my tummy.  
Sausages, sausages,  
Yummy, yummy, yummy!

Oh what a wonderful party!  
It's party time today!  
Clap your hands! Turn around!  
Shout 'Hip, hip, hooray!'

Ice cream, ice cream in my tummy.  
Ice cream, ice cream,  
Yummy, yummy, yummy!

Oh what a wonderful party!  
It's party time today!  
Clap your hands! Turn around!  
Shout 'Hip, hip, hooray!'  
Shout 'Hip, hip, hooray!'








## Unit 7 Game (page 79)



## Unit 8 Game (page 89)

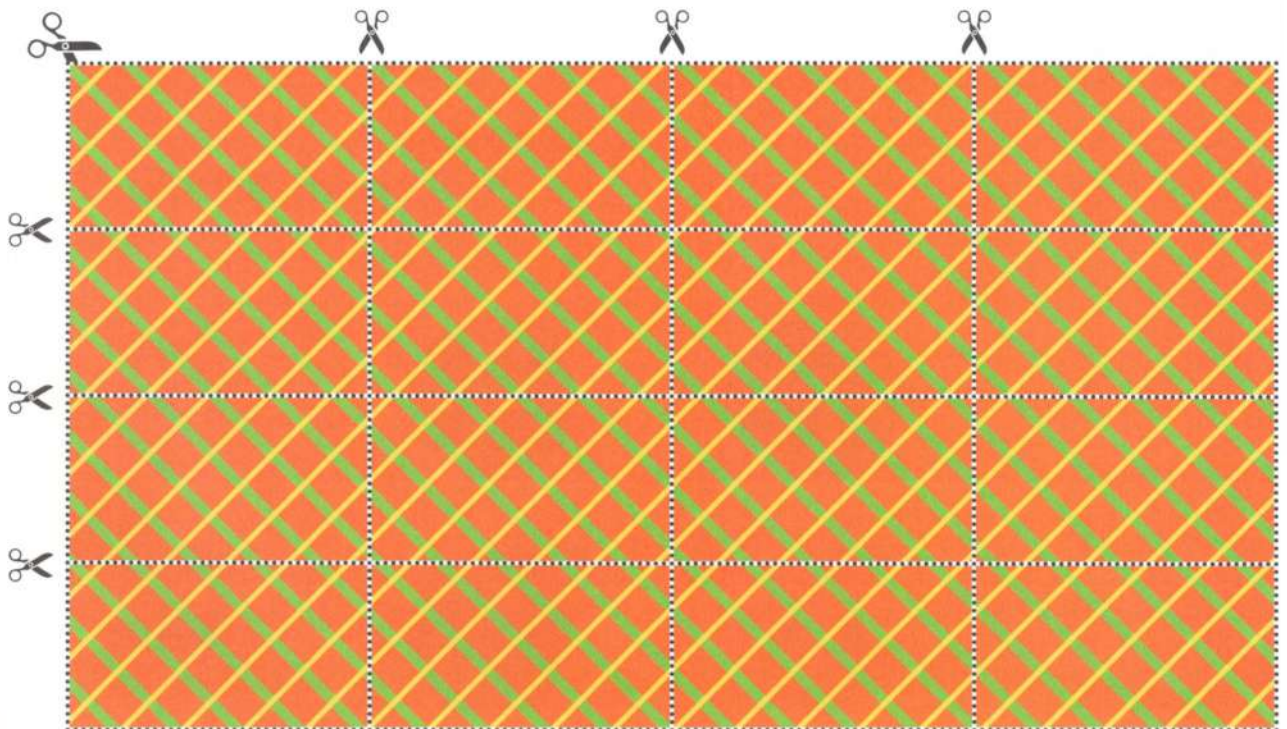









# Unit 4 Game (page 49)









## Unit 2 Game (page 29)





