


**Second
Edition**

Pockets 1



Mario Herrera

Barbara Hojel



**PEARSON
Longman**

Pockets 1

Second
Edition



Mario Herrera Barbara Hojel



Contents

1	My Classroom	2
2	My Body	14
3	My Toys	26
4	My Family	38
5	Our Pets	50
6	My Clothes	62
7	Party Food	74
8	Around My Home	86
9	Nature Around Us	98

1




My Classroom

Listen and point. Say.







Listen, point, and say. Trace.



Presentation: glue, crayon, paper, door, chair, table




Trace the circles. Find others.






Draw yourself in the classroom.





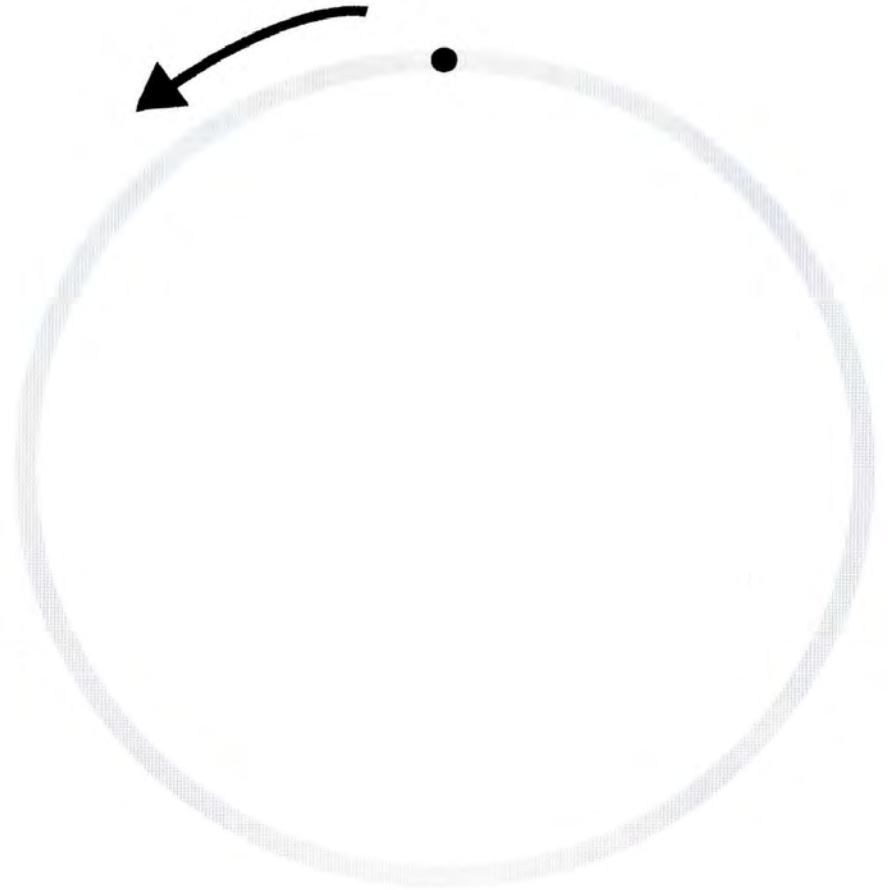
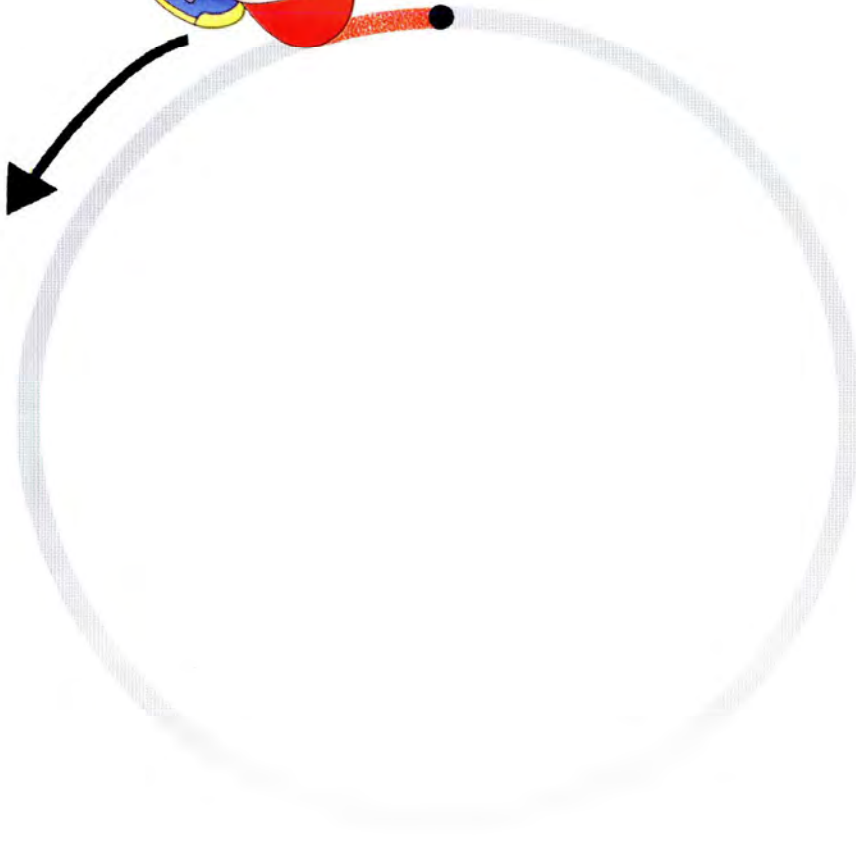
Stick and color.



Practice: red




Trace and say.





Paste and say.





Let's read.



Yippee!

© Pearson Education Inc. All rights reserved.



At School



Hi! My name
is Kim.



Hi! My name
is Alex.



**Look! It's a
crayon.**



It's red.



**Give me the
glue, please.**




Yes!



Color the picture frame.


Be Neat





My Red Door


Draw and paste. Open and close.





Play and say. Stick.

Unit 1
**GOOD
JOB!**



2

My Body





Circle the body parts. Say.




Find and point to the circles.





Trace. Draw your face.





Stick and color.


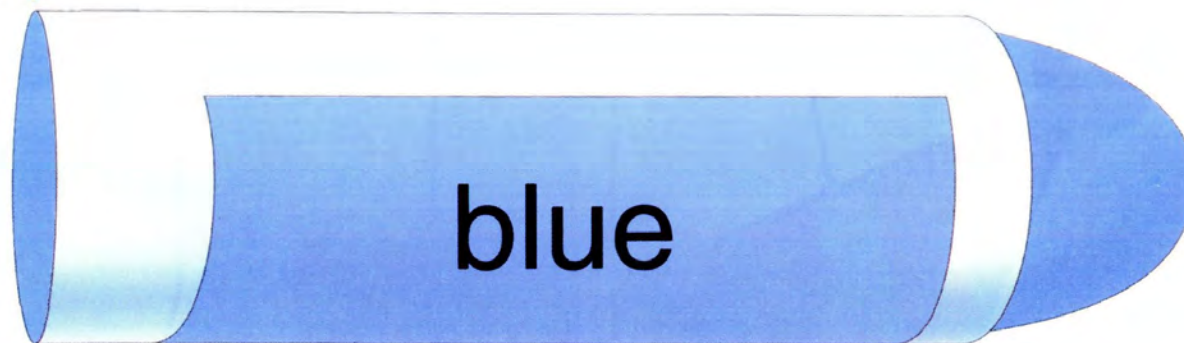


18

Practice: blue




Trace and say.





Paste and say.





This is fun!



Look! This is my nose.



Look! This is my mouth.



**Look! These
are my eyes.**



**Look! These
are my ears.**



Trace and say.

Wash Your Hands

Values




Unit 2

23

Application: Do What's Right

My Stick Puppet

Draw and paste.





Point to the body parts and say. Stick.

Unit 2
GOOD
JOB!






3

My Toys

Listen and point. Say.

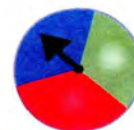



Listen, point, and say. Trace.





Trace the squares.





Trace and say.





Stick and color.





Trace the circles.





Paste and say.





Thank you, Mother!



My Teddy



I love my teddy bear!



Oh no! My teddy is broken!



Don't cry.
I'll fix it!




OK.



Color the toys and say.

Share

Values



Unit 3

35

Application: Do What's Right

My Bear



Fold, paste, and draw.





Play and say. Stick.

Unit 3
GOOD
JOB!




Assessment


4

My Family

Listen and point. Say.



Listen, point, and say. Trace.






Trace the squares.





Trace. Point and say.






Stick and color.



42

Practice: green


 Say and color.



Practice: red, blue, yellow




Paste and say.





This is the baby.



My Family



This is my father.



Hello!



**This is my
brother.**



Hello!



**This is my
sister.**



Hello!



Paste paper on the frame.


Love Your Family





My Family Album

Fold, paste, and draw.





Play and say. Stick.

Unit 4
GOOD
JOB!

khazaelischool.com



5




Our Pets

Listen and point. Say.





Listen, point, and say. Trace.






Trace the triangles.





Draw a line and say.








Stick and color.







Trace and draw. Say.





Paste and say.







Hello, Ann. Look!
I have a rabbit.



Hello, Ann. Hello, Sam.
Look! I have a cat.



Circle the cat. Draw another pet.

Be Kind to Pets

Values



My Rabbit


Use dough and make a pet.





Play and say. Stick.

Unit 5
GOOD
JOB!



6

My Clothes

Listen and point. Say.



Listen, point, and say. Trace.





Trace the triangles. Find others.





Match the clothes and say.





Stick and color.






Trace and paste paper.





Paste and say.





**Thank you,
Mother!**



**You're
welcome.**




The Red T-Shirt





**Look, Mother!
I want a T-shirt!**



 OK! Let's go in.



 Hello! What do you want?


 I want a red T-shirt, please.



Color the clothes and say.

Be Helpful

Values



Unit 6

71

Application: Do What's Right

My T-Shirt


Draw and paste.





Play and say. Stick.

Unit 6
GOOD
JOB!



7


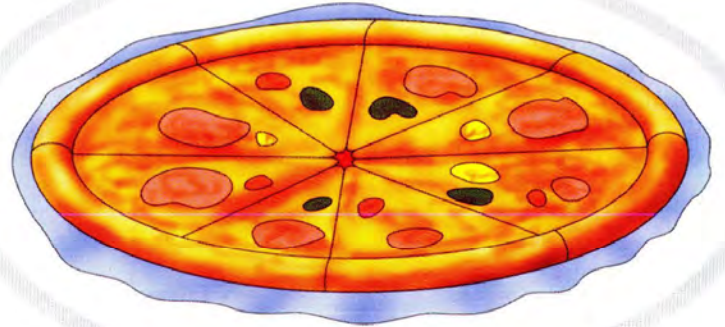
Party Food

Listen and point. Say.








Listen, point, and say. Trace.





Trace the rectangles. Find others.





Draw lines in color and say.



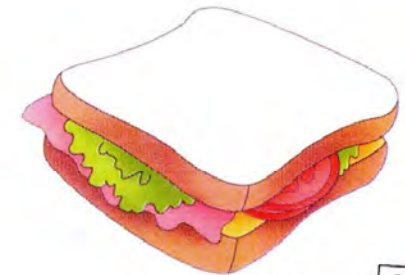



Stick and color.





Draw a line and say.





Paste and say.






Good-bye,
Alex!
Thank you!



You're
welcome!

© Pearson Education Inc. All rights reserved.



A Party



Hello! Let's have a party.



Look, pizza! Lemonade!



I like pizza!



**I like
lemonade!**



Paste paper on the frame.


Take Turns



Application: Do What's Right

My Pizza

Draw and paste.






Play and say. Stick.

Unit 7
GOOD
JOB!




Assessment


Listen and point. Say.



Listen, point, and say. Trace.




 Trace the rectangles. Find others.





Match and say.






Stick and color.






Draw a path. Say.






Paste and say.







 Thank you, Mother.
 We like the park.

© Pearson Education Inc. All rights reserved.

85

At the Park




 Let's go to
 the park.


 Yes!
 Yes!



I like the slide.



Whee!



**Let's go to
the swings!**





**Yes! I like
swings!**

TOYS

FOOD

Trace and say "Hello."

Be Friendly



Application: Do What's Right

Unit 8
95





Play and say. Stick.


Unit 8
**GOOD
JOB!**






9

Nature Around Us

Listen and point. Say.



Listen, point, and say. Trace.



Presentation: tree, grass, sun, flower, bugs, dirt





Trace and say.





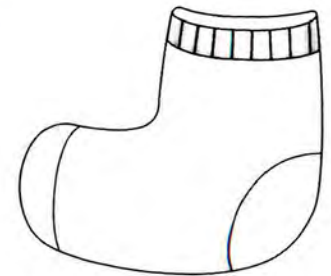



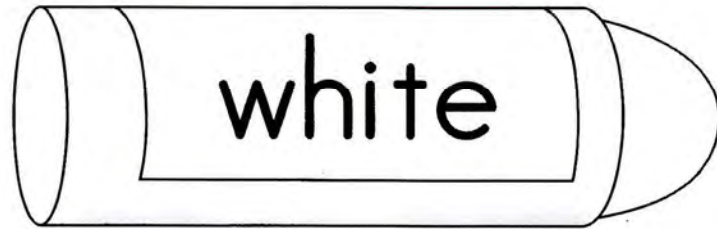


Trace and say. Paste paper.









Stick and color.





Trace the lines. Say.



Practice: ladybug, beetle



Paste and say.





Good-bye.



Look!



What's that?



It's a ladybug!



I like ladybugs!



Wow!



Draw more grass and flowers.

Enjoy Nature



My Ladybug

Color and paste.





Point and say. Stick.

Unit 9
GOOD
JOB!



Assessment





Pockets 1 Second Edition Punchouts

Unit 1
Page 8



Unit 2
Page 20




Pockets 1 Second Edition Punchouts

Unit 3
Page 32



Unit 4
Page 44



Pockets 1 Second Edition Punchouts

Unit 5
Page 56



Unit 6
Page 68



Unit 7
Page 80



Pockets 1 Second Edition Punchouts

Unit 8
Page 92



Unit 9
Page 104

Pockets 1, Second Edition – Stickers

Unit 1
Page 6




Unit 2
Page 18



Unit 3
Page 30



Unit 4
Page 42



Unit 5
Page 54



Sockets 1, Second Edition – Stickers


Unit 6
Page 66



Unit 7
Page 78



Unit 8
Page 90



Unit 9
Page 102



Pockets 1, Second Edition – “Good Job!” Stickers



Pockets 1

Second
Edition



Reach into *Pockets, Second Edition*, for a happy, productive English classroom! This popular four-level course for children aged two to five features an easy-to-use, five-step pedagogy that supports language acquisition and skills development.

New to the second edition

- fun hands-on projects
- a values curriculum
- more math content
- dialogue-enhanced assessments
- photographs for a real-life connection
- student CD-ROMs
- new songs and chants
- a Reading and Writing Workbook with Teacher's Notes
- a new level for two-year-olds



Pockets Companion Website
<http://www.pearsonlongman.com/pockets>

Components

- Student Book with CD-ROM (Levels 2 and 3)
- Workbook with Songs and Chants CD
- Reading and Writing Workbook (one for program)
- Interleaved Teacher's Edition
- Class Audio CD
- Large-format Picture Cards
- Large-format Posters
- Teacher's Bonus Pocket (one for program)
- Mascot Puppet
- Video (DVD) with Guide
- Big Book with Teacher's Notes
- Companion Website

