


CAMBRIDGE

# FOUR CORNERS

Second Edition

**Student's Book**  
with Online Self-Study

1



JACK C. RICHARDS  
DAVID BOHLKE

Experience  
Better  
Learning



# Authors' acknowledgments

Many people contributed to the development of *Four Corners*. The authors and publisher would like to particularly thank the following reviewers:

Nele Noe, Academy for Educational Development, Qatar  
Independent Secondary School for Girls, Doha, Qatar; Pablo Stucchi, Antonio Raimondi School and Instituto San Ignacio de Loyola, Lima, Peru; Nadeen Katz, Asia University, Tokyo, Japan; Tim Vandenhoeck, Asia University, Tokyo, Japan; Celso Frade and Sonia Maria Baccari de Godoy, Associação Alumni, São Paulo, Brazil; Rosane Bandeira, Atlanta Idiomas, Manaus, Brazil; Cacilda Reis da Silva, Atlanta Idiomas, Manaus, Brazil; Gretta Sicsu, Atlanta Idiomas, Manaus, Brazil; Naila Maria Cañiso Ferreira, Atlanta Idiomas, Manaus, Brazil; Hothnã Moraes de Souza Neto, Atlanta Idiomas, Manaus, Brazil; Jacqueline Kurtzious, Atlanta Idiomas, Manaus, Brazil; José Menezes Ribeiro Neto, Atlanta Idiomas, Manaus, Brazil; Sheila Ribeiro Cordeiro, Atlanta Idiomas, Manaus, Brazil; Juliana Fernandes, Atlanta Idiomas, Manaus, Brazil; Aline Alexandrina da Silva, Atlanta Idiomas, Manaus, Brazil; Kari Miller, Binational Center, Quito, Ecuador; Alex K. Oliveira, Boston University, Boston, MA, USA; Noriko Furuya, Bunka Gakuen University, Tokyo, Japan; Robert Hickling, Bunka Gakuen University, Tokyo, Japan; John D. Owen, Bunka Gakuen University, Tokyo, Japan; Elisabeth Blom, Casa Thomas Jefferson, Brasília, Brazil; Lucilena Oliveira Andrade, Centro Cultural Brasil Estados Unidos (CCBEU Belém), Belém, Brazil; Marcelo Franco Borges, Centro Cultural Brasil Estados Unidos (CCBEU Belém), Belém, Brazil; Geysa de Azevedo Moreira, Centro Cultural Brasil Estados Unidos (CCBEU Belém), Belém, Brazil; Anderson Felipe Barbosa Negrão, Centro Cultural Brasil Estados Unidos (CCBEU Belém), Belém, Brazil; Henry Grant, CCBEU – Campinas, Campinas, Brazil; Maria do Rosário, CCBEU – Franca, Franca, Brazil; Ane Cibele Palma, CCBEU Inter Americano, Curitiba, Brazil; Elen Flavia Penques da Costa, Centro de Cultura Idiomas – Taubaté, Taubaté, Brazil; Inara Lúcia Castillo Couto, CEL LEP – São Paulo, São Paulo, Brazil; Sonia Patrícia Cardoso, Centro de Idiomas Universidad Manuela Beltrán, Barrio Cedritos, Colombia; Geraldine Itiágo Losada, Centro Universitario Grupo Sol (Musali), Mexico City, Mexico; Nick Hilmers, DePaul University, Chicago, IL, USA; Monica L. Montemayor Menchaca, EDIMSA, Metepec, Mexico; Angela Whitby, Edu-Idiomas Language School, Cholula, Puebla, Mexico; Mary Segovia, El Monte Rosemead Adult School, Rosemead, CA, USA; Dr. Deborah Aldred, ELS Language Centers, Middle East Region, Abu Dhabi, United Arab Emirates; Leslie Lott, Embassy CES, Ft. Lauderdale, FL, USA; M. Martha Lengeling, Escuela de Idiomas, Guanajuato, Mexico; Pablo Frías, Escuela de Idiomas UNAPEC, Santo Domingo, Dominican Republic; Tracy Vanderhoeck, ESL Language Center, Toronto, Canada; Kris Vicca and Michael McCollister, Feng Chia University, Taichung, Taiwan; Flávia Patrícia do Nascimento Martins, First Idiomas, Sorocaba, Brazil; Andrea Taylor, Florida State University in Panama, Panamá, Panama; Carlos Lizárraga González, Grupo Educativo Angloamericano, Mexico City, Mexico; Bo-Kyung Lee, Hankuk University of Foreign Studies, Seoul, South Korea; Dr. Martin Endley, Hanyang University, Seoul, South Korea; Mauro Luiz Pinheiro, IBEU Ceará, Ceará, Brazil; Ana Lúcia da Costa Maia de Almeida, IBEU Copacabana, Copacabana, Brazil; Maristela Silva, ICBEU Manaus, Manaus, Brazil; Magaly Mendes Lemos, ICBEU São José dos Campos, São José dos Campos, Brazil; Augusto Pelligrini Filho, ICBEU São Luis, São Luis, Brazil; Leonardo Mercado, ICPNA, Lima, Peru; Lucia Rangel Lugo, Instituto Tecnológico de San Luis Potosí, San Luis Potosí, Mexico; Maria Guadalupe Hernández Lozada, Instituto Tecnológico de Tlalnepantla, Tlalnepantla de Baz, Mexico; Karen Stewart, International House Veracruz, Veracruz, Mexico; Tom David, Japan College of Foreign Languages, Tokyo, Japan; Andy Burki, Korea University, International Foreign Language School, Seoul, South Korea; Jinseo Noh, Kwangwoon University, Seoul, South Korea; Neil Donachey, La Salle Junior and Senior High School, Kagoshima, Japan; Rich Hollingworth, La Salle Junior and Senior High School, Kagoshima, Japan; Quentin Kum, La Salle Junior and Senior High School, Kagoshima, Japan; Geoff Oliver, La Salle Junior and Senior High School, Kagoshima, Japan; Martin Williams, La Salle Junior and Senior High School, Kagoshima, Japan; Nadezhda Nazarenko, Lone Star College, Houston, TX, USA; Carolyn Ho, Lone Star College-Cy-Fair, Cypress, TX, USA; Kaoru Kuwajima, Meijo University, Nagoya, Japan; Alice Ya-fen Chou, National Taiwan University of Science and Technology, Taipei, Taiwan; Raymond Dreyer, Northern Essex Community College, Lawrence, MA, USA; Mary Keter Terzian Megale, One Way Linguas-Suzano, São Paulo, Brazil; B. Greg Dunne, Osaka Shoin Women's University, Higashi-Osaka, Japan; Robert Maran, Osaka Shoin Women's University, Higashi-Osaka, Japan; Bonnie Cheeseman, Pasadena Community College and UCLA American Language Center, Los Angeles, CA, USA; Simon Banha, Phil Young's English School, Curitiba, Brazil; Oh Jun Il, Pukyong National University, Busan, South Korea; Carmen Gehrke, Quatrum English Schools, Porto Alegre, Brazil; John Duplice, Rikkyo University, Tokyo, Japan; Wilzania da Silva Nascimento, Senac, Manaus, Brazil; Miva Silva Kingston, Senac, Manaus, Brazil; Lais Lima, Senac, Manaus, Brazil; Mengjiao Wu, Shanghai Maritime University, Shanghai, China; Wen Hsiang Su, Shih Chien University Kaohsiung Campus, Kaohsiung, Taiwan; Yuan-hsun Chuang, Soo Chow University, Taipei, Taiwan; Lynne Kim, Sun Moon University (Institute for Language Education), Cheon An City, Chung Nam, South Korea; Regina Ramalho, Talken English School, Curitiba, Brazil; Tatiana Mendonça, Talken English School, Curitiba, Brazil; Ricardo Todeschini, Talken English School, Curitiba, Brazil; Monica Carvalho da Rocha, Talken English School, Joinville, Brazil; Karina Schoene, Talken English School, Joinville, Brazil; Diana Peña Munoz and Zira Kuri, The Anglo, Mexico City, Mexico; Christopher Modell, Tokai University, Tokyo, Japan; Song-won Kim, TTI (Teacher's Training Institute), Seoul, South Korea; Nancy Alarcón, UNAM FES Zaragoza Language Center, Mexico City, Mexico; Laura Emilia Fierro López, Universidad Autónoma de Baja California, Mexicali, Mexico; María del Rocío Domínguez Gaona, Universidad Autónoma de Baja California, Tijuana, Mexico; Saul Santos García, Universidad Autónoma de Nayarit, Nayarit, Mexico; Christian Meléndez, Universidad Católica de El Salvador, San Salvador, El Salvador; Irasema Mora Pablo, Universidad de Guanajuato, Guanajuato, Mexico; Alberto Peto, Universidad de Oaxaca, Tehuantepec, Mexico; Carolina Rodríguez Beltan, Universidad Manuela Beltrán, Centro Colombo Americano, and Universidad Jorge Tadeo Lozano, Bogotá, Colombia; Nidia Milena Molina Rodríguez, Universidad Manuela Beltrán and Universidad Militar Nueva Granada, Bogotá, Colombia; Yolima Perez Arias, Universidad Nacional de Colombia, Bogotá, Colombia; Héctor Vázquez García, Universidad Nacional Autónoma de México, Mexico City, Mexico; Pilar Barrera, Universidad Técnica de Ambato, Ambato, Ecuador; Deborah Hulston, University of Regina, Regina, Canada; Rebecca J. Shelton, Valparaíso University, Interlink Language Center, Valparaíso, IN, USA; Tae Lee, Yonsei University, Seodaemun-gu, Seoul, South Korea; Claudia Thereza Nascimento Mendes, York Language Institute, Rio de Janeiro, Brazil; Jamila Jenny Hakam, ELT Consultant, Muscat, Oman; Stephanie Smith, ELT Consultant, Austin, TX, USA.



# Scope and sequence


LEVEL 1	Learning outcomes	Grammar	Vocabulary
<b>Welcome Unit</b> <b>Classroom language</b> Pages 2–3 Page 4	<b>Students can ...</b> <input checked="" type="checkbox"/> introduce themselves and others <input checked="" type="checkbox"/> say hello and good-bye		
<b>Unit 1</b> Pages 5–14			
<b>New friends</b> A <i>What's your name?</i> B <i>How do you spell it?</i> C <i>Are you a student?</i> D <i>Names and jobs</i>	<b>Students can ...</b> <input checked="" type="checkbox"/> ask for and say names <input checked="" type="checkbox"/> spell names <input checked="" type="checkbox"/> talk about where people are from and what they do <input checked="" type="checkbox"/> discuss people's names and jobs	<b>The verb <i>be</i></b> Possessive adjectives Subject pronouns Yes / no questions with <i>be</i>	Names and titles Interesting jobs
<b>Unit 2</b> Pages 15–24			
<b>People and places</b> A <i>Where are you from?</i> B <i>What's your email address?</i> C <i>Family</i> D <i>Family and friends</i>	<b>Students can ...</b> <input checked="" type="checkbox"/> ask for and say people's nationalities <input checked="" type="checkbox"/> ask for and give phone numbers and email addresses <input checked="" type="checkbox"/> identify family members and give their ages <input checked="" type="checkbox"/> give information about family and friends	Plural subject pronouns Questions with <i>be</i> <i>Who</i> and <i>How old</i> with <i>be</i>	Nationalities Family members Numbers 0–101
<b>Unit 3</b> Pages 25–34			
<b>What's that?</b> A <i>Is this your notebook?</i> B <i>What's this called in English?</i> C <i>Clothing</i> D <i>Favorite things</i>	<b>Students can ...</b> <input checked="" type="checkbox"/> ask about and identify everyday items <input checked="" type="checkbox"/> ask what something is called in English <input checked="" type="checkbox"/> talk about clothes and possessions <input checked="" type="checkbox"/> describe favorite possessions	Demonstratives Articles <i>a</i> and <i>an</i> Plurals Possessive pronouns <i>Whose</i> <i>'s</i> and <i>s'</i>	Everyday items Clothes and colors
<b>Unit 4</b> Pages 35–44			
<b>Daily life</b> A <i>Getting around</i> B <i>What time is it?</i> C <i>My routine</i> D <i>My weekend</i>	<b>Students can ...</b> <input checked="" type="checkbox"/> describe how people get around <input checked="" type="checkbox"/> ask for and tell the time <input checked="" type="checkbox"/> ask and answer questions about routines <input checked="" type="checkbox"/> describe the things they do on weekends	Simple present statements Simple present <i>yes / no</i> questions	Ways of getting around Days of the week and routines
<b>Unit 5</b> Pages 45–54			
<b>Free time</b> A <i>Online habits</i> B <i>How much is it?</i> C <i>What do you do for fun?</i> D <i>Online fun</i>	<b>Students can ...</b> <input checked="" type="checkbox"/> talk about their online habits <input checked="" type="checkbox"/> accept and decline help <input checked="" type="checkbox"/> ask and answer questions about leisure activities <input checked="" type="checkbox"/> discuss how they use technology	Adverbs of frequency Simple present <i>Wh-</i> questions with <i>do</i>	Online activities Leisure activities and places
<b>Unit 6</b> Pages 55–64			
<b>Work and play</b> A <i>What does she do?</i> B <i>Can I speak to ... ?</i> C <i>Can you sing?</i> D <i>Work and study</i>	<b>Students can ...</b> <input checked="" type="checkbox"/> identify and talk about jobs <input checked="" type="checkbox"/> ask for someone on the telephone <input checked="" type="checkbox"/> have someone wait <input checked="" type="checkbox"/> describe their talents and abilities <input checked="" type="checkbox"/> talk about study and work programs	Simple present <i>Wh-</i> questions with <i>does</i> <i>Can</i> for ability <i>And, but, and or</i>	Jobs Abilities

Functional language	Listening and Pronunciation	Reading and Writing	Speaking
<b>Interactions:</b> Expressing dislikes Expressing likes	<b>Listening:</b> Food preferences A typical Swedish meal <b>Pronunciation:</b> Word Stress	<b>Reading:</b> “My Favorite Food” An article <b>Writing:</b> A typical meal	<ul style="list-style-type: none"> <li>Survey about meals</li> <li><i>Keep talking:</i> Recipes</li> <li>Information exchange about food preferences</li> <li>Comparison of eating habits</li> <li><i>Keep talking:</i> Discussion about eating habits</li> <li>Interview about favorite food</li> </ul>
<b>Interactions:</b> Asking for directions	<b>Listening:</b> GPS directions Tourist information <b>Pronunciation:</b> Word stress	<b>Reading:</b> “Escape Rooms” A magazine article <b>Writing:</b> Group poster	<ul style="list-style-type: none"> <li>Information exchange with maps</li> <li><i>Keep talking:</i> Information gap activity with neighborhood maps</li> <li>Role play about directions</li> <li>Interview about places in town</li> <li><i>Keep talking:</i> Description of an unusual zoo</li> <li>Presentation about a city attraction</li> </ul>
<b>Interactions:</b> Asking if someone can talk now Explaining that you can't talk now	<b>Listening:</b> Sound effects Telephone calls <b>Pronunciation:</b> Intonation in questions	<b>Reading:</b> “Status Updates” A micro-blog <b>Writing:</b> My status update	<ul style="list-style-type: none"> <li>Guessing game about people's actions</li> <li><i>Keep talking:</i> Interpretations of actions</li> <li>Role play of a phone call</li> <li>“Find someone who” activity about things people are doing these days</li> <li><i>Keep talking:</i> Guessing game about who's doing what</li> <li>Speculations about someone's activities</li> </ul>
<b>Interactions:</b> Showing that you're listening Expressing surprise	<b>Listening:</b> Diana's week Matt's busy week <b>Pronunciation:</b> Simple past -ed endings	<b>Reading:</b> “Matt's Movie Reviews” Blog post <b>Writing:</b> A blog post	<ul style="list-style-type: none"> <li>Information exchange about last weekend</li> <li><i>Keep talking:</i> Picture story</li> <li>Role play of surprising conversations</li> <li>Interview about routine events in the past</li> <li><i>Keep talking:</i> Memories</li> <li>“Find someone who” activity about past activities</li> </ul>
<b>Interactions:</b> Reacting to good news Reacting to bad news	<b>Listening:</b> A short trip Three vacations <b>Pronunciation:</b> Reduction of <i>did you</i>	<b>Reading:</b> “Travel Tales” Blog posts <b>Writing:</b> A postcard	<ul style="list-style-type: none"> <li>Interview about where you were</li> <li><i>Keep talking:</i> Interview about school trips</li> <li>Class exchange of personal news</li> <li>Information exchange about vacations</li> <li><i>Keep talking:</i> Speculation about a vacation</li> <li>Presentation of postcards</li> </ul>
<b>Interactions:</b> Declining an invitation Accepting an invitation	<b>Listening:</b> Invitations A “Sweet 16” birthday party <b>Pronunciation:</b> Reduction of <i>going to</i>	<b>Reading:</b> “Birthday Traditions” An article <b>Writing:</b> A thank-you note	<ul style="list-style-type: none"> <li>Information exchange about special days</li> <li><i>Keep talking:</i> Weekend plans</li> <li>Class invitations</li> <li>Discussion of plans for three scenarios</li> <li><i>Keep talking:</i> Plan for a party</li> <li>Discussion about birthday traditions</li> </ul>



# Welcome

## 1 Introducing yourself

A  Listen and practice.

**Simon** Hello. I'm Simon.

**Chen** Hi, Simon. My name is Chen.  
Nice to meet you.

**Simon** Nice to meet you, too.

B **PAIR WORK** Introduce yourselves.



## 2 Introducing someone else

A  Listen and practice.

Chen, this is my friend Sofia.

**Sofia** Hi, Chen. Nice to meet you.


**Chen** Nice to meet you, too, Sofia.

B **GROUP WORK** Introduce your partner from Exercise 1 to another classmate.





### 3 Hi and bye


A  Listen and practice.



**Simon** Hi, Chen!  
**Chen** Good morning, Simon! How are you?  
**Simon** I'm fine, thanks. And you?  
**Chen** Fine, thank you.



**Simon** See you later, Chen!  
**Chen** Bye, Simon!

B  Listen to the expressions. Then practice the conversation again with the new expressions.

Saying hello



Hi.



Hello.



Good morning.




Good afternoon.



Good evening.


Saying good-bye




Bye.




Good-bye.



See you.





See you later.



See you tomorrow.

C **CLASS ACTIVITY** Say hello to your classmates and ask how they are. Then say good-bye.

I **can** introduce myself and others. 

I **can** say hello and good-bye. 



# Classroom language n



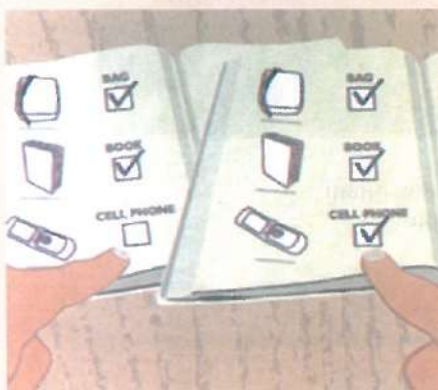
Pair work



Group work



Class activity



Compare answers.



Cover the picture.



Go to page 12.



Ask and answer questions.



Interview your partner.



Role-play the situation.



# New friends

## LESSON A

- Names and titles
- The verb *be*; possessive adjectives



- Noah
- Liam
- William

## LESSON B

- Asking for spelling

- Mason
- James

## LESSON C

- Interesting jobs
- Subject pronouns; *yes / no* questions with *be*



- Emma
- Olivia
- Ava

## LESSON D

- Reading: "Famous Names"
- Writing: My name

- Sophia
- Isabella



Noah



Sophia



Michael



James



Harper

## Warm Up

Popular names in the United States

A Check (✓) the popular names.

B Say ten popular names in your country.



# A

# What's your name?

## 1 Language in context First day of class

Listen to Ms. Peters meet her students on the first day of class. Underline the names.



## 2 Vocabulary Names and titles

A Listen and repeat.

first name      middle name      last / family name

**Jennifer Ann Wilson**

full name

Miss Gomez = a single woman

Mrs. Chow = a married woman

Ms. Peters = a single or married woman

Mr. Adams = a single or married man

B PAIR WORK Complete the sentences with your own information. Then compare answers.

My first name is \_\_\_\_\_ My full name is \_\_\_\_\_

My family name is \_\_\_\_\_ My teacher's name is \_\_\_\_\_



### 3 Grammar 🗨 The verb *be*; possessive adjectives

What is	your name?	My name is Maria.
(What's)	his name?	His name is Ricardo.
	her name?	Her name is Yoko.
What are	your names?	Our names are Maria and Jason.
	their names?	Their names are Ricardo and Yoko.

#### A Circle the correct words. Then compare with a partner.

- 1 Maria is a student. His / Her last name is Gomez.
- 2 Ms. Peters is / are our teacher. Her / Their first name is Linda.
- 3 My name is Jason. What's our / your name?
- 4 Anna and Bruce is / are students. Her / Their teacher is Miss Brown.
- 5 Their first names is / are Yoko and Ricardo.
- 6 Hello, everyone. I'm Miss Diaz. What are your / his names?

#### B Complete the conversation with the correct words. Then practice in a group.

- A Hello. Welcome to English class.  
What is your name, please?
- B My name is Pam.
- A And what's her last name, Pam?
- B My last name is Nelson.
- A OK. And what's your name?
- C Ji-ah. My family name is Lee.



### 4 Speaking My name is ...

#### A CLASS ACTIVITY Meet your classmates. Say your first and last name.

A: Hello. My name is Oscar Martinez. What's your name?

B: Hi. My name is Susana Harris.

A: It's nice to meet you.

B: Nice to meet you, too.

#### B Share your information.

A: What's his name?

B: His name is Oscar Martinez. What's her name?

A: Sorry, I don't know.

### 5 Keep talking!


Go to page 125 for more practice.



# 3 How do you spell it?

## 1 The alphabet

A  Listen and repeat.



B **PAIR WORK** Say a letter. Your partner points to it. Take turns.

## 2 Interactions Spelling names

A  Listen and practice.



**Donald** Hello. My name is Donald Wang.

**Clerk** How do you spell your first name?

**Donald** D-O-N-A-L-D.

**Clerk** And how do you spell your last name?

**Donald** W-A-N-G.

### Asking for spelling

How do you spell your first name?

How do you spell your last name?

B **PAIR WORK** Practice the conversation again with these names.

John Evans    Cindy Douglas    Antonia Lopez    Richard Wu

A: Hello. My name is John Evans.

B: Hello, John. How do you spell your first name?

A: J-O-H-N.

B: And how do you spell ... ?

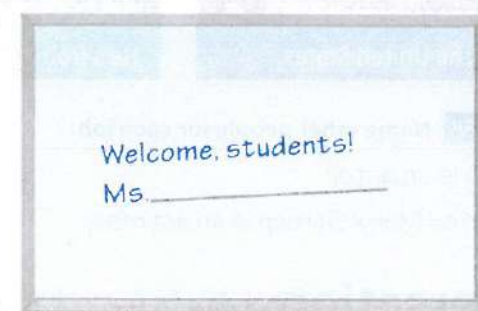
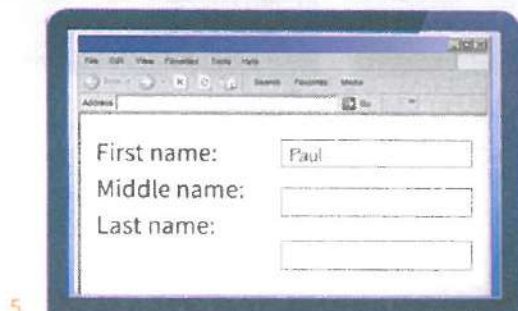


### 3 Listening Spell it!

**A** 🎧 Listen to four people spell their names. Check (✓) the correct answers.

- 1 ☒ Steven    2 ☐ Dina    3 ☐ Kelly    4 ☐ Bryan  
☐ Stephen    ☐ Dena    ☐ Kerry    ☐ Brian

**B** 🎧 Listen to the conversations. Write the names.



### 4 Speaking A class list

**CLASS ACTIVITY** Ask your classmates for their names. Make a list.

A: What's your first name?

B: Tyler.

A: How do you spell it?

B: T-Y-L-E-R.

A: And what's your last name?

B: Larsen.

First names	Last names
Tyler	Larsen
Lindsey	Fisher
Marcela	Perez
Evan	Howley
Dmitri	Benos



# C Are you a student?

## 1 Vocabulary Interesting jobs

A  Listen and repeat.



Salma Hayek is an **actress**.  
She's from Mexico.



Tadanobu Asano is an **actor**.  
He's from Japan.



Alex Hornest is an **artist**.  
He's from Brazil.



Kendall Jenner is a **model**.  
She's from the United States.



Lang Lang is a **musician**.  
He's from China.



Rihanna is a **singer**.  
She's from Barbados.

B **PAIR WORK** Name other people for each job.

A: Jet Li is an actor.

B: Yes. And Meryl Streep is an actress.

## 2 Conversation My friend the musician

 Listen and practice.

- Sandy** Hey, Jacob!
- Jacob** Oh, hi, Sandy. How's it going?
- Sandy** Good, thanks. This is my friend Kevin.
- Jacob** Hi. Nice to meet you.
- Kevin** Nice to meet you, Jacob.
- Jacob** Are you a student here?
- Kevin** No, I'm not. I'm a musician.
- Sandy** Kevin is from England.
- Jacob** Oh? Are you from London?
- Kevin** No, I'm not. I'm from Liverpool.



### 3 Grammar Subject pronouns; yes / no questions with be

I'm a musician.

You're a student.

Kevin is from Liverpool.

He's from Liverpool.

Sandy is a student.

She's a student.

Liverpool is in England.

It's in England.

Am I in your class?

Yes, you are. No, you're not. / No, you aren't.

Are you from London?

Yes, I am. No, I'm not.

Is he a singer?

Yes, he is. No, he's not. / No, he isn't.

Is she from Canada?

Yes, she is. No, she's not. / No, she isn't.

Is your name John?

Yes, it is. No, it's not. / No, it isn't.

Contractions: I'm = I am    you're = you are    he's = he is    she's = she is    it's = it is


#### A Match the questions and the answers. Then practice with a partner.

- |  |   |
|--|---|
| 1 Is your first name Jacob? <u>d</u>   | a No, I'm not. I'm from London.         |
| 2 Are you from Liverpool? _____        | b Yes, he is. He's a singer, too.       |
| 3 Is she from the United States? _____ | c No, she's not. She's an artist.       |
| 4 Is she a musician? _____             | d Yes, it is. And my last name is King. |
| 5 Is Will Smith an actor? _____        | e No, it's not. It's in Ecuador.        |
| 6 Is Quito in Peru? _____              | f Yes, she is. She's from California.   |

#### B Complete the conversations with the correct words. Then practice with a partner.

- |                                       |                                      |
|---------------------------------------|--------------------------------------|
| 1 A <u>Is</u> your first name Don?    | 3 A _____ your teacher from England? |
| B No, _____ not. It's Jeff.           | B No, she _____.                     |
| 2 A _____ you from Mexico?            | 4 A _____ you a model?               |
| B Yes, I _____. I'm from Mexico City. | B No, _____ not. I'm a singer.       |

### 4 Pronunciation Contractions

 Listen and repeat. Notice the reduction of contractions.

I am → I'm    he is → he's    it is → it's    are not → aren't  
you are → you're    she is → she's    is not → isn't

### 5 Speaking Ten questions

**GROUP WORK** Think of a famous person with a job from Exercise 1. Your group asks ten questions and guesses the name. Take turns.

A: Is the person a man?

B: No, she's not.

C: Is she an actress?

### 6 Keep talking!

Student A go to page 126 and Student B go to page 128 for more practice.

I can talk about where people are from and what they do. 



# D Names and Jobs

## 1 Reading 🎧

A Look at the pictures. What are their names?

B Read the article. Are they all singers?

## FAMOUS NAMES

Actor **Tom Cruise** uses his middle name as his last name. His full name is Thomas Cruise Mapother. Tom is short for Thomas.

**Zhang Ziyi** is an actress from China. Zhang isn't her first name. It's her family name. In China, family names come first.

**Shakira** is a singer from Colombia. She uses only her first name. Her full name is Shakira Isabel Mebarak Ripoll.

**Jay-Z** is a hip-hop singer from the United States. Jay-Z is his nickname. His real name is Shawn Corey Carter.

**Pelé** is a soccer player from Brazil. His full name is Edson Arantes do Nascimento. Pelé is his nickname.

**Madonna** is not a nickname for this singer. It's her first name. Her full name is Madonna Louise Veronica Ciccone.

C Read the article again. Complete the sentences with the correct words.

- |  |  |
|--|--|
| <p>1 Tom Cruise uses his <u>middle</u> name as his last name.</p> <p>2 Shakira uses only her _____ name.</p> <p>3 Edson Arantes do Nascimento's _____ is Pelé.</p> | <p>4 Ziyi is not Zhang Ziyi's _____ name.</p> <p>5 Jay-Z's _____ name is Shawn Corey Carter.</p> <p>6 Madonna Louise Veronica Ciccone is Madonna's _____ name.</p> |
|--|--|

D **PAIR WORK** Tell your partner about another famous person's name.

"Rain is a singer, actor, and model from South Korea. Rain is his nickname. His real name is Jeong Ji-hoon."

## 2 Writing My name

A Write sentences about your name. Use the model to help you.

### My Name

My full name is Anthony Steven Johnson.  
My nickname is Big Tony. Tony is short for Anthony. My middle name is Steven, and my last name is Johnson.

B **GROUP WORK** Tell your group about your name.

## 3 Speaking Celebrity quiz

A **PAIR WORK** Ask and answer the questions about celebrities.

- 1 She's an actress from the U.K. Her initials are E. W. What's her name?  
"Her name is Emma Watson."
- 2 She's an actress from Colombia. Her last name is Vergara. What's her first name?
- 3 He's a soccer player from Argentina. His first name is Lionel. What's his last name?
- 4 She's an actress and singer. Her nickname is J-Lo. What's her name?
- 5 He's an actor from Australia. His first name is Hugh. What's his last name?
- 6 She's an actress from the United States. Her last name is Lawrence. What's her first name?

B **PAIR WORK** Create a quiz. Write three sentences about a celebrity.

He's a basketball player.  
He's from the United States.  
His first name is LeBron.

C **GROUP WORK** Say your sentences to another pair. They guess the celebrity. Take turns.

A: He's a soccer player.

B: Is he Neymar?

A: No, he isn't. He's from Portugal.





# Wrap-up

## 1 Quick pair review

### Lesson A Do you remember?

What are your classmates' last names? Answer with the information you remember.  
You have two minutes.

A: Her last name is Fernandes.

B: Yes, it is. And his first name is Oscar. What's his last name?

A: It's Medina.

### Lesson B Test your partner!

Say your full name. Can your partner write it correctly? Check his or her answer.  
You have two minutes.

First name	Middle name	Last / Family name
_____	_____	_____

### Lesson C Brainstorm!

Make a list of interesting jobs. How many do you know? You have one minute.

### Lesson D Guess!

Describe your favorite celebrity, but don't say his or her name! Can your partner guess the name? Take turns. You have two minutes.

A: He's a singer and a musician. He's from the United States. He's in Maroon 5.

B: Is he Adam Levine?

A: Yes!

## 2 In the real world

What is your favorite movie? Go online and find information in English about five actors or actresses in the movie. Then write about them.

- What are their names?
- Where are they from?

### Actors in "The Avengers"

My favorite movie is "The Avengers."

Chris Hemsworth is an actor in the movie.

He's from Australia ...



# 2

# People and places

## LESSON A

- Nationalities
- Plural subject pronouns; questions with *be*

## LESSON B

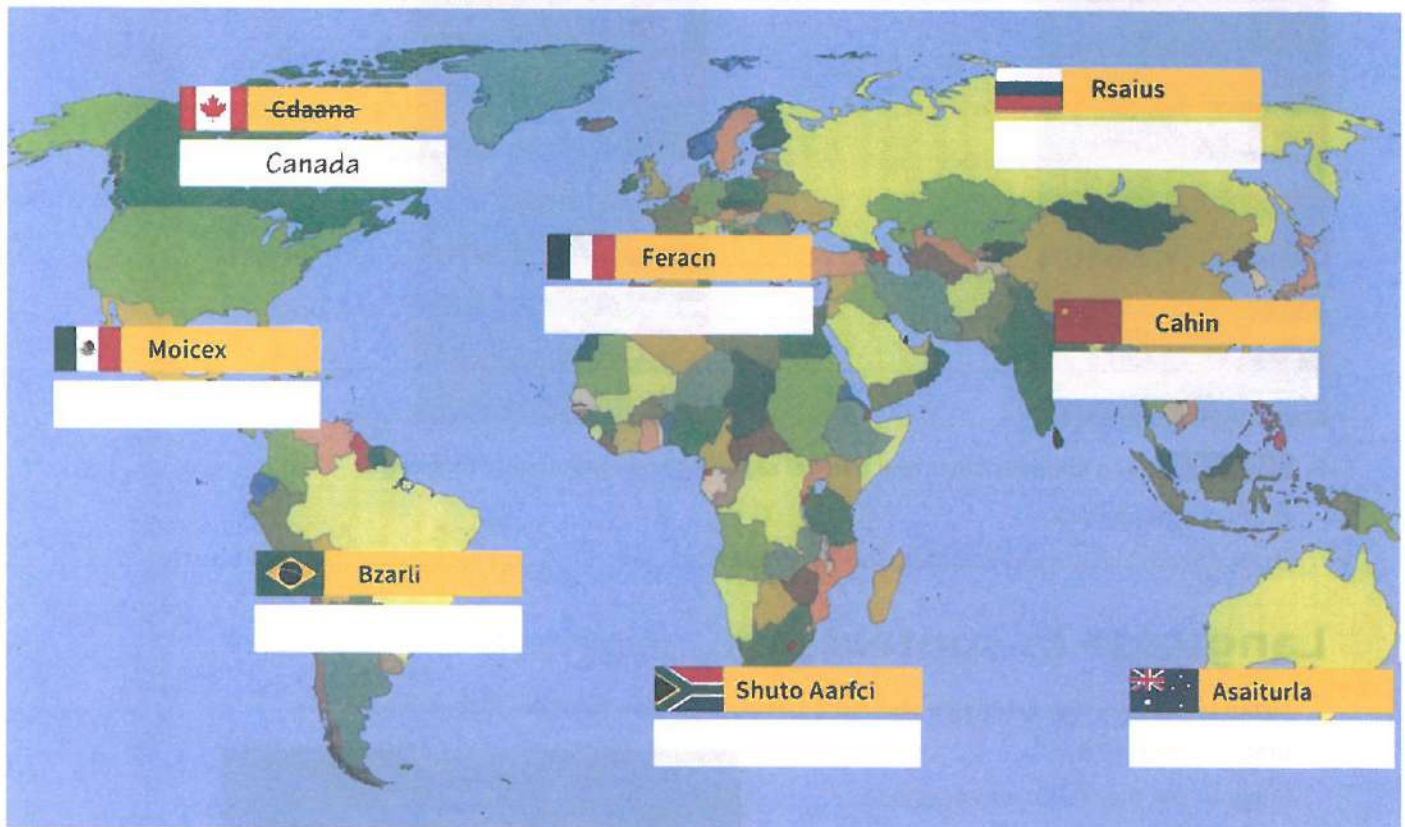
- Asking for someone's phone number
- Asking for someone's email address

## LESSON C

- Family members
- *Who and How old* with *be*

## LESSON D

- Reading: "People in My Life"
- Writing: My friends



## Warm Up

- A Write the names of the countries.
- B Say the names of five other countries in English.





















# A Where are you from?

## 1 Vocabulary Nationalities

A  Complete the chart with the correct nationalities. Then listen and check your answers.

Mexican	American	South Korean	Chilean	Greek	Colombian
Spanish	Canadian	Brazilian	Saudi	Peruvian	Japanese
British	Chinese	Turkish	Thai	Ecuadorian	✓ Australian

	Australia	Australian		Japan	
	Brazil			Mexico	
	Britain			Peru	
	Canada			Saudi Arabia	
	Chile			South Korea	
	China			Spain	
	Colombia			Thailand	
	Ecuador			Turkey	
	Greece			The United States	

B **PAIR WORK** Say a famous name. Your partner says his or her nationality. Take turns.

A: Mark Zuckerberg.

B: He's from the United States. He's American.

## 2 Language in context New neighbors

Listen to Brad and Emily Hill talk about their new neighbors. What are their names?

**Brad** Who are they?

**Emily** Oh, they're our new neighbors, Carlos and Claudia.

**Brad** Are they musicians?


**Emily** Yes, they are.

**Brad** Where are they from?

**Emily** They're from Brazil.

**Brad** What city are they from?

**Emily** They're from Manaus.



### 3 Grammar Plural subject pronouns; questions with *be*

Where are you and Sakura from?

We're from Japan.

What city are you from?

We're from Osaka.

Are you Japanese?

Yes, we are.

No, we're not. / No, we aren't.

Where are Carlos and Claudia from?

They're from Brazil.

What city are they from?

They're from Manaus.

Are they Brazilian?

Yes, they are.

No, they're not. / No, they aren't.

Contractions we're = we are they're = they are

Complete the conversations with the correct words. Then practice with a partner.

- 1 A Where are you from?  
B We're from Mexico.  
A Oh?                      city are you from? Are you from Mexico City?  
B No, we                      not.                      from Monterrey.
- 2 A                      Jim and Carly American?  
B No, they                     . They                      Canadian.  
A What city in Canada are                      from?  
B They                      from Toronto.



### 4 Pronunciation Word stress

A  Listen and repeat. Notice the stressed syllables in the nationalities.

			
Greek	British	Brazilian	Chinese

B  Listen and repeat. Underline the stressed syllables in the nationalities.

Japanese      Australian      Spanish      Thai

### 5 Speaking That's not correct!

A Write three false sentences about people, countries, or nationalities.

1. Rio de Janeiro and São Paulo are in Portugal.
2. Beyoncé and Solange are British.
3. Kate and Pippa Middleton are Australian.

B **GROUP WORK** Share your sentences. Your group corrects them. Take turns.

A: Rio de Janeiro and São Paulo are in Portugal.

B: No, they aren't. They're in Brazil.

### 6 Keep talking!

Go to page 127 for more practice.



# 3 What's your email address?

## 1 Numbers 0 to 10; phone numbers; email addresses

A Listen and repeat.

0	1	2	3	4	5	6	7	8	9	10
zero	one	two	three	four	five	six	seven	eight	nine	ten

B Listen and repeat. Notice that people sometimes say "oh" for "zero" in phone numbers.

281-363-2301 = "two-eight-one, three-six-three, two-three-zero-one"

602-374-4188 = "six-oh-two, three-seven-four, four-one-eight-eight"

C Listen and repeat. Notice the way people say email addresses.

susan8k@cup.org = "susan-eight-K-at-C-U-P-dot-org"

jun\_akita@email.com = "jun-underscore-akita-at-email-dot-com"

## 2 Interactions Phone numbers and email addresses

A Listen and practice.



Stacy Hey, Emma. What's your phone number?  
 Emma It's 309-403-8708.  
 Stacy What's your email address?  
 Emma It's emma@cup.org.  
 Stacy Thanks!

B Listen to the expressions. Then practice the conversation again with the new expressions.

### Asking for someone's phone number

What's your phone number?

What's your number?

### Asking for someone's email address

What's your email address?

What's your email?

C **PAIR WORK** Practice the conversation again with the information below.

978-887-8045 ej5@cup.org

604-608-4864 emma\_jones@email.com

### 3 Listening What name, please?

- A** Listen to four people call Directory Assistance for phone numbers. Check (✓) the correct answers.

- |                    |                                       |  |
|--------------------|---------------------------------------|--|
| 1 Carlos Moreno    | <input type="checkbox"/> 333-822-1607 | <input checked="" type="checkbox"/> 323-822-1607 |
| 2 Lucy Chang       | <input type="checkbox"/> 662-651-0410 | <input type="checkbox"/> 662-615-0410            |
| 3 Michael Ashcroft | <input type="checkbox"/> 866-279-9400 | <input type="checkbox"/> 866-279-9500            |
| 4 Beatriz J. Lago  | <input type="checkbox"/> 341-360-7450 | <input type="checkbox"/> 341-360-4570            |

- B** Listen to three people give their names, phone numbers, and email addresses. Complete the forms.

 **MADISON  
ENGLISH  
SCHOOL**

**REGISTRATION**

First name: Michael

Middle name: John

Last name: \_\_\_\_\_

Phone: \_\_\_\_\_

Email: \_\_\_\_\_

**1-2-3 GYM**

**MEMBERSHIP**

First name: \_\_\_\_\_

Middle initial: P.

Last name: \_\_\_\_\_

Phone: \_\_\_\_\_

Email: \_\_\_\_\_

 **CityLibrary**

**CARD APPLICATION**

First name: \_\_\_\_\_

Family name: \_\_\_\_\_

City: Dallas

Phone: \_\_\_\_\_

Email: \_\_\_\_\_

### 4 Speaking A new number and email address

- A** Write a new phone number and email address.

My new phone number: \_\_\_\_\_ My new email address: \_\_\_\_\_

- B** **CLASS ACTIVITY** Ask five classmates for their names, new phone numbers, and new email addresses. Complete the chart with their answers.

	Name	Phone number	Email address
1			
2			
3			
4			
5			

- C** Share your information.

A: What's her name and phone number?

B: Her name is Fatima. Her phone number is 212-691-3239.

A: What's her email address?

B: Her email is ...



# C Family

## 1 Vocabulary Family members

A  Listen and repeat.



B **PAIR WORK** Ask and answer the questions about the family in Part A.

- 1 Are Sarah and Roger Mills single?
- 2 Are Michael and Helen brother and sister?
- 3 Are Sarah and Roger grandparents?
- 4 Are Wendy and Jack parents?

## 2 Conversation Who's that?

 Listen and practice.

- Lance Who's that?
- Jack That's my sister. Her name is Wendy.
- Lance How old is she?
- Jack She's seven.
- Lance Is she your only sister?
- Jack Yeah.
- Lance And who are they?
- Jack They're my grandparents.
- Lance Wow. They look young.
- Jack And who's he?
- Jack That's me!



### 3 Grammar Who and How Old with be

Who's that?

That's my sister.

How old is she?

She's seven (years old).

Who are they?

They're my grandparents.

How old are they?

They're 70 and 66.

**A** Read the answers. Write the questions. Then practice with a partner.

**A** Who's that?

**B** Oh, that's my brother Ignacio.

**A** \_\_\_\_\_

**B** He's ten years old.

**A** \_\_\_\_\_

**B** They're my sisters Lucia, Antonia, and Carmen.

**A** \_\_\_\_\_

**B** They're 19, 16, and 11.

**A** And \_\_\_\_\_

**B** That's my grandfather.

**A** \_\_\_\_\_

**B** He's 62.

**B PAIR WORK** Ask and answer questions about the family in Exercise 1.

**A:** Who's that?

**B:** That's Jack Olson.

### 4 Speaking My family

**A** Complete the chart with information about three people in your family.

	Family member	Name	How old ... ?	Where ... from?
1				
2				
3				

**B PAIR WORK** Tell your partner about your family. Ask and answer questions for more information.

**A:** Keiko is my grandmother. She's 73.

**B:** Where is she from?

### 5 Keep talking!

Go to page 129 for more practice.

#### Numbers 11-101

11 eleven

12 twelve

13 thirteen

14 fourteen

15 fifteen

16 sixteen

17 seventeen

18 eighteen

19 nineteen

20 twenty

21 twenty-one

22 twenty-two

23 twenty-three

24 twenty-four

25 twenty-five

26 twenty-six

27 twenty-seven

28 twenty-eight

29 twenty-nine

30 thirty

40 forty

50 fifty

60 sixty

70 seventy

80 eighty

90 ninety

100 one hundred

101 one hundred (and) one



# D Family and friends

## 1 Reading 🎧

**A** Look at the people in Isabel's photos. Who are they? Guess.

**B** Read the photo descriptions. Who are Isabel's family members? Who are her friends?

🔄 🔍 ⬆️

### PEOPLE IN MY LIFE



I'm with my friends Fernando and Amy. Fernando is on the left. He's from Bogotá, Colombia. Amy is on the right. She's from Perth, Australia. I'm in the middle.



This is my brother Carlos and my sister Julia. Carlos is 18 years old and a good soccer player. Julia is only ten. She's a good tennis player.



This is my grandmother. Her name is Olivia, but her nickname is Nana. She's an artist, and she's 92 years old!



Here's my Internet friend Dong-sun. His family name is Choi. He's from Busan, South Korea. He's 18 years old. His sister is in the photo, too.

**C** Read the photo descriptions again. Correct the false sentences.

1 Isabel and Amy are sisters.

Isabel and Amy are friends.

2 Carlos isn't a good soccer player.

3 Olivia is 90 years old.

4 Isabel and Dong-sun are classmates.

**D PAIR WORK** Ask and answer the questions about Isabel's family and friends.

• Who are Fernando and Amy?

• How old is Julia?

• What's Olivia's nickname?

• What city is Dong-sun from?

## 2 Listening People I know

- A** Listen to Gina show some photos to her friend. Who are the people?  
Check (✓) the correct answers.



- 1 ☐ friend  
☒ brother

- 2 ☐ classmate  
☐ sister

- 3 ☐ father  
☐ grandfather

- 4 ☐ teacher  
☐ mother

- B** Listen again. Answer the questions.

- 1 How old is Mark? 15  
2 What city is Dominique from? \_\_\_\_\_  
3 What's the man's name? \_\_\_\_\_  
4 Is Ms. Parker American? \_\_\_\_\_

## 3 Writing and speaking My friends

- A** Complete the chart with information about three friends. Then find photos or draw pictures of them.

	Friend 1	Friend 2	Friend 3
Name			
Age			
Nationality			
Other information			

- B** Write sentences about your friends in the pictures. Use the model and your answers in Part A to help you.

### My friends

My best friend is Samantha. She's 26 years old.  
She's American. She's a teacher.  
Emma is my friend, too. She's ...



- C** **GROUP WORK** Share your pictures and sentences. Ask and answer questions for more information.

A: This is my friend Samantha. She's 26 years old.  
B: What's her last name?



# Wrap-up

## 1 Quick pair review

### Lesson A **Guess!**

Say five countries. Can your partner name the nationalities? Take turns. You have two minutes.

A: South Korea.

B: South Korean.

### Lesson B **Test your partner!**

Write three phone numbers and say them to your partner. Can your partner write them correctly? Check his or her answers. You have two minutes.

My phone numbers	My partner's phone numbers
_____	_____
_____	_____
_____	_____

### Lesson C **Brainstorm!**

Make a list of family words. How many do you know? You have one minute.

### Lesson D **Find out!**

Are any of your friends or family members from the same cities? You have two minutes.

A: My father is from Mexico City, and my mother is from Guadalajara.

B: My grandmother is from Guadalajara, too!

## 2 In the real world

Go online and find information in English about a country from another part of the world. Then write about it.

- What are five cities in the country?
- What are the names and ages of two famous people from the country?

### South Korean Cities and People

Seoul, Busan, Incheon, Daegu, and Ulsan are five cities in South Korea. Daniel Dae Kim is a famous actor from Busan, South Korea. He's ...



Busan

# 3

# What's that?

## LESSON A

- Everyday items
- Demonstratives; articles *a* and *an*; plurals

## LESSON B

- Asking what something is

## LESSON C

- Clothes and colors
- Possessive pronouns; *Whose*; 's and s'

## LESSON D

- Reading: "Yuna's Blog: My favorite things!"
- Writing: My favorite thing



## Warm Up

A Label the pictures with the correct years.


✓ 1969      1995      1978      1986

B Can you name five things in the pictures?




# A Is this your notebook?

## 1 Vocabulary Everyday items

A  Listen and repeat.



☐ a bag



☐ a book



☐ a cell phone



☐ a dictionary



☐ an eraser



☐ a key




☐ a laptop



☐ a notebook



☐ a pen



☐ sunglasses




☐ an umbrella



☐ a watch

B Check (✓) the things in your classroom. Then compare answers.

## 2 Language in context What are those?

 Listen to four people talk about everyday items. Circle the items in the conversations.







Pete Hey, Ling. What's that?  
 Ling Oh, it's my watch.  
 Pete It's nice. What are those?  
 Ling They're my English books.



Susie Are these your sunglasses?  
 Pablo No, they're not.  
 Susie Is this your notebook?  
 Pablo Yes, it is. Thanks.

### 3 Grammar Demonstratives; articles *a* and *an*; plurals

<p>What's this?</p>  <p>It's my dictionary. Is <b>this</b> your dictionary? Is <b>that</b> your dictionary? Yes, it is. No, it's not.</p>	<p>What's that?</p> 	<p>What are <b>these</b>?</p>  <p>They're my English books. Are <b>these</b> your English books? Are <b>those</b> your English books? Yes, <b>they</b> are. No, <b>they're</b> not.</p>	<p>What are <b>those</b>?</p> 
<p><b>Articles <i>a</i> and <i>an</i></b></p> <p><b>a</b> + consonant sound      <b>a</b> bag <b>an</b> + vowel sound      <b>an</b> eraser</p>		<p><b>Plurals</b></p> <p>a book → two books a watch → two watches a dictionary → two dictionaries Note: <i>Sunglasses</i> and <i>glasses</i> are always plural.</p>	


**A** Complete the conversations with the correct words. Then practice with a partner.



- A What's **this** \_\_\_\_\_ ?    A What \_\_\_\_\_ ?    A What \_\_\_\_\_ ?    A What \_\_\_\_\_ ?  
B It's a watch.    B \_\_\_\_\_    B \_\_\_\_\_    B \_\_\_\_\_

**B PAIR WORK** Ask and answer questions about everyday items in your classroom.

### 4 Pronunciation Plurals

 Listen and repeat. Notice that some words have an extra syllable in their plural forms.

Same syllables	Extra syllables
eraser / erasers	actress / actress-es
key / keys	address / address-es
laptop / laptops	watch / watch-es

### 5 Speaking In my bag

**PAIR WORK** Ask and answer 10 questions about the everyday items in your bags and in the classroom.

A: Is **this** your English book?

B: No, it's not. It's my dictionary. What are **those**?

A: They're my keys.

### 6 Keep talking!

Go to page 130 for more practice.



# 3 What's this called in English?

## 1 Listening Around the classroom

**A** Listen to Bo and Marta ask about new words in English. Number the pictures from 1 to 5.



☐ an alarm clock

☐ a map

☐ a marker

☐ a poster

☒ 1 a remote control

**B** What things in Part A are in your classroom?

## 2 Interactions Asking about new words

**A** Listen and practice.



**Alex** Excuse me. What's this called in English?

**Lucy** It's a keychain.

**Alex** A keychain? How do you spell that?

**Lucy** K-E-Y-C-H-A-I-N.

**Alex** Thanks.

**B** Listen to the expressions. Then practice the conversation again with the new expressions.

### Asking what something is

What's this called in English?

What's the word for this in English?

How do you say this in English?

**C** **PAIR WORK** Practice the conversation again with the things in Exercise 1.

A: Excuse me. What's this called in English?

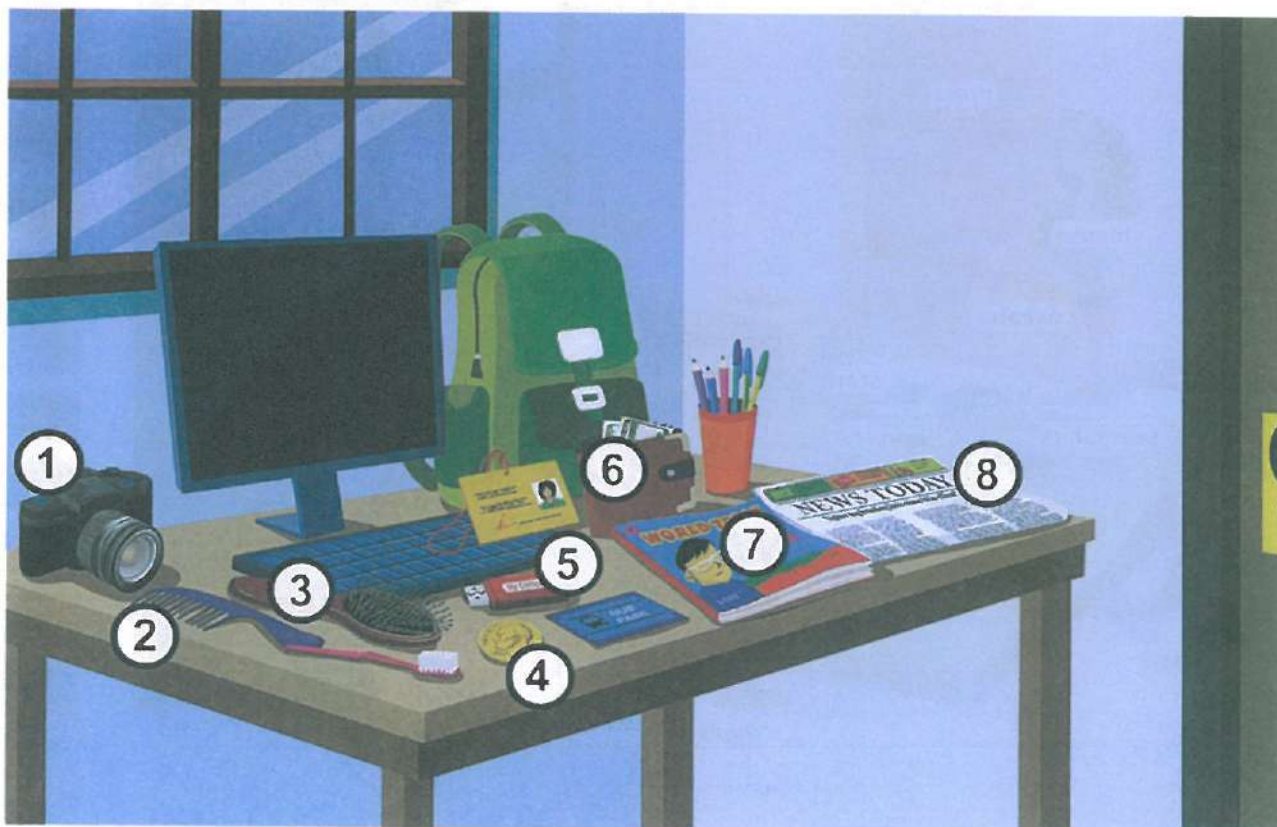
B: It's a map.

A: How do you spell that?

### 3 Speaking More everyday items

A  Listen and repeat.

- |               |                 |
|---------------|-----------------|
| 1 a camera    | 5 a flash drive |
| 2 a comb      | 6 a wallet      |
| 3 a hairbrush | 7 a magazine    |
| 4 a coin      | 8 a newspaper   |



B **PAIR WORK** Cover the words. What is each thing called? Answer with the information you remember.

A: What's this called?

B: I think it's a ...

C **PAIR WORK** Ask and answer questions about other things in the picture.

A: What's the word for this in English?

B: It's a student I.D.

A: What's this called?

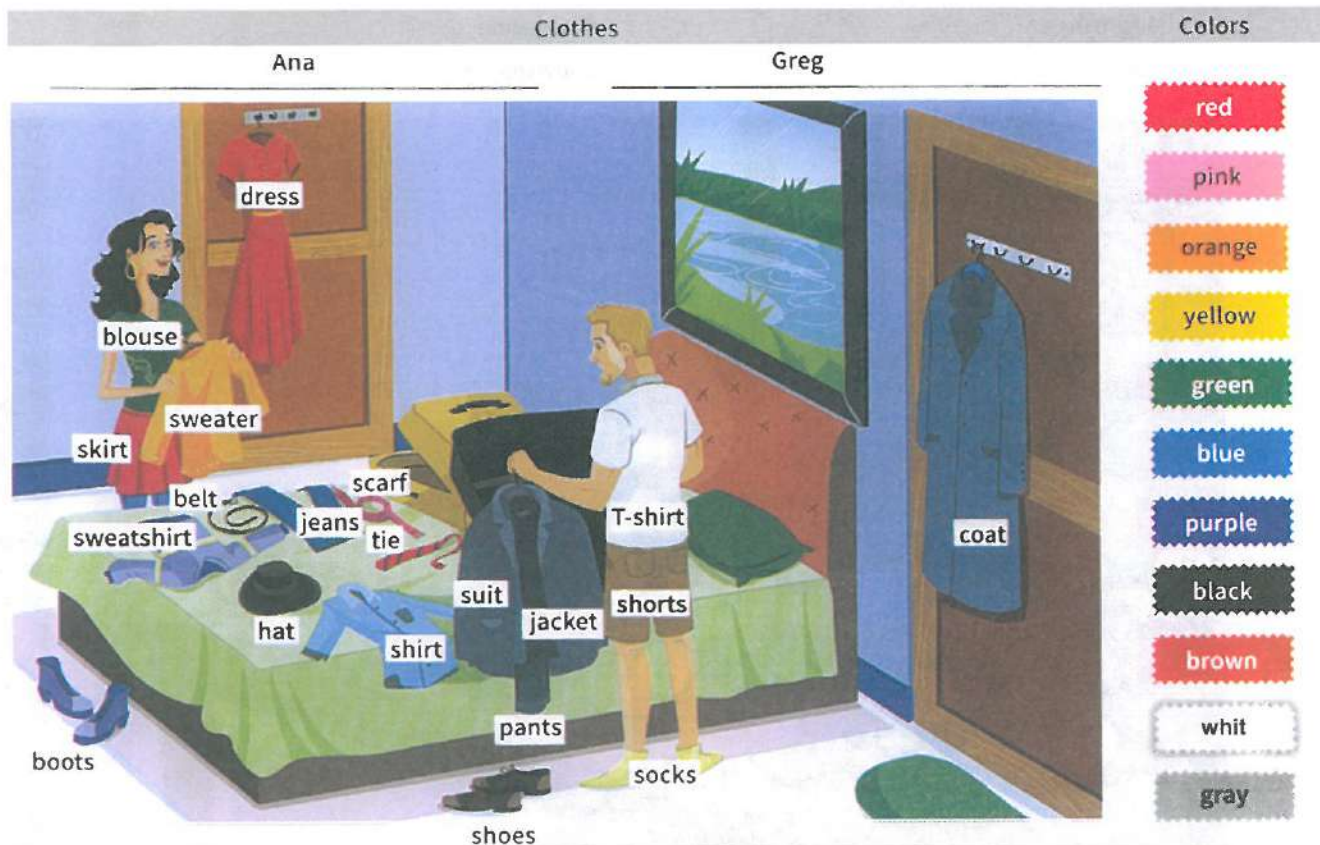
B: Hmm ... I don't know. Let's ask the teacher.



# C Clothing

## 1 Vocabulary Clothes and colors

A Listen and repeat.



B **PAIR WORK** Describe a classmate's clothes, but don't say his or her name!  
Your partner guesses the name. Take turns.

A: His shoes are brown. His T-shirt is red and green. His pants are gray.

B: Is it David?

## 2 Conversation Whose bag is it?

Listen and practice.

Greg Excuse me. I think that's my bag.

Laura This bag?

Greg Yes, I think it's mine.

Laura It is? Oh, yes. This bag is black and yellow.  
Mine is black and green. I'm very sorry.

Greg That's OK. Is that bag yours?

Laura Yes, thank you.

Greg You're welcome.



### 3 Grammar Possessive pronouns; *Whose*; 's and s'

It's my bag → It's mine.

It's your jacket. → It's yours.

It's his coat. → It's his.

They're her shoes. → They're hers.

They're our clothes. → They're ours.

It's their bag. → It's theirs.

Whose bag is this?

It's Greg's (bag).

Whose bag is that?

It's the student's (bag).

Whose bags are those?

They're the students' (bags).

#### A Circle the correct words. Then practice with a partner.

1 Whose clothes are these?

They're your / our / ours.

2 Are these Greg's black shoes?

Yes, they're his / hers / theirs.

3 Is this pink scarf Ana's?

No, it's not his / hers / theirs.

4 Are these bags Greg and Ana's?

Yes, they're his / hers / theirs.

5 Whose red socks are these? Are they yours?

Yes, they're my / mine / yours.

6 Is that my sister's skirt?

No, it's not mine / yours / hers.

#### B PAIR WORK Ask and answer questions about the clothing in Exercise 1.

A: Whose jeans are these?

B: They're Ana's. Whose T-shirt is this?

A: It's ...

### 4 Speaking Yes, it's mine.

**CLASS ACTIVITY** Put three of your things on a table. Then take three other things and find their owners.

A: Whose hat is this?

B: I think it's Ken's.

A: Is this your hat, Ken?

C: Yes, it's mine.



### 5 Keep talking!

Student A go to page 131 and Student B go to page 132 for more practice.



# D Favorite things

## 1 Reading

**A** Look at the things in the pictures. What are they?

**B** Read Yuna's blog. Circle the things you think Yuna is interested in: sports / art / fashion / movies

**YUNA'S BLOG: MY FAVORITE THINGS!**

This is my favorite photo of my grandfather. He's from Kyoto.

This T-shirt is my favorite item of clothing. It's from a street market in Mexico.

This is my favorite remote control. It's for my brother. He talks and talks and talks!

Here's a photo of my favorite umbrella. It's my little sister's. She's 8 years old.

This is my favorite painting. It's by Salvador Dalí. He's from Spain.

This backpack is my favorite. It's my friend Marisa's. It's from San Francisco.

**C** Read the webpage again. Answer the questions.

1 Who is from Kyoto?

Yuna's grandfather is from Kyoto.

2 Where is Yuna's T-shirt from?

3 Who talks a lot?

4 How old is Yuna's sister?

5 Who is Yuna's favorite painting by?



6 Where is Marisa's backpack from?

**D PAIR WORK** Think of three favorite things. Tell your partner.

"My favorite item of clothing is my blue sweatshirt."

## 2 Listening It's my favorite.

Listen to four people talk about their favorite things. Check (✓) the things they describe.



## 3 Writing and speaking My favorite thing

A Draw a picture of your favorite thing. Then answer the questions.



- What is it? \_\_\_\_\_
- Where is it from? \_\_\_\_\_
- How old is it? \_\_\_\_\_
- What color is it? \_\_\_\_\_

B Write about your favorite thing. Use the model and your answers in Part A to help you.

### My Favorite Thing

My favorite thing is my bag. It's from Cuzco, Peru. I think it's three or four years old. It's purple, white, and yellow. I love it!

C **GROUP WORK** Share your drawings and your writing. Ask and answer questions for more information.

A: Here's a picture of my favorite thing.

B: What is it?

A: It's my bag.

C: Where is it from?

A: It's from Peru.



# Wrap-up

## 1 Quick pair review

### Lesson A **Brainstorm!**

Make a list of everyday items and the plural forms of the words.  
How many do you know? You have two minutes.

### Lesson B **Test your partner!**

Ask your partner what the things are. You have two minutes.

#### Student A



#### Student B



### Lesson C **Do you remember?**

Look at your partner's clothes. Then close your eyes and describe them. Take turns.  
You have two minutes.

Your shirt is green, and your jeans are blue. I think your socks are white.

### Lesson D **Find out!**

What is one thing both you and your partner have in your bags or desks? Find the thing and answer the questions. You have two minutes.

- What color is it?
- How old is it?
- Where is it from?

## 2 In the real world

What's in style? Find a picture of clothes in a magazine. Then write about them.

- What clothes are in the picture?
- What colors are the clothes?

### Clothes in "Style Today"

The woman's sweater in the picture is blue. Her pants are brown, and her shoes are black. Her bag is ...





# 4

# Daily life

## LESSON A

- Ways of getting around
- Simple present statements

## LESSON B

- Asking the time

## LESSON C

- Days of the week and routines
- Simple present yes / no questions

## LESSON D

- Reading: "What's your favorite day of the week?"
- Writing: About my weekend



## Warm Up

- A** Name the things you see in the picture. Use *That's a / an ...* and *Those are ...*.
- B** Say the colors of six things in the picture.



# A Getting around

## 1 Vocabulary Ways of getting around

A Listen and repeat.



drive a car



ride a bicycle / bike



ride a motorcycle



take a taxi / cab



take the bus



take the subway



take the train



walk

B Listen to five ways of getting around. Number them from 1 to 5.

☐ a bicycle    ☒ 1 a bus    ☐ a car    ☐ a motorcycle    ☐ a train

## 2 Language in context Going to work and school

A Listen to Mariela describe how she and her family get to work and school.  
Underline the ways they get around.



I have a car. I drive to work.  
I don't take the train.



My husband doesn't drive to work.  
He has a bike, so he rides his bike.



My kids walk to school.  
They don't take the bus.

B What about you? Check (✓) the ways you get around.

☐ I drive.    ☐ I take the bus.    ☐ I ride a bike.    ☐ I walk.

### 3 Grammar Simple present statements

Regular verbs		Irregular verbs	
I drive to work.	I don't take the train.	I / you / we / they	he / she
You take a taxi.	You don't take the subway.	I have a car.	She has a car.
He rides a bike.	He doesn't drive to work.	You don't have a bike.	She doesn't have a bike.
She drives.	She doesn't walk.	We go to work.	He goes to work.
We take the train.	We don't take a taxi.	They don't go to school.	He doesn't go to school.
They walk to school.	They don't take the bus.		
Contractions    don't = do not    doesn't = does not			

**A** Complete the sentences with the simple present forms of the verbs. Then compare with a partner.

- I take (take) the bus to school. I don't walk (not / walk).
- Jonathan has (have) a car. He drives (drive) to work.
- My parents take (take) the train to work. They go (go) to the city.
- My neighbor rides (ride) a motorcycle to work.
- Mei-li doesn't take (not / take) the bus. She walks (walk).
- We don't have (not / have) bicycles, and we don't drive (not / drive).

**B PAIR WORK** Make five sentences about how your family members and friends get to school or work. Tell your partner.

A: My sister works in a big city. She takes the bus to work.

B: My best friend works in a big city, too. He doesn't take the bus. He drives.

### 4 Speaking I take the bus.

**A** Write how you get to school or work in the chart. Add extra information, such as a bus number or a train number.

	Me	Name: _____	Name: _____	Name: _____
To school				
To work				
Extra information				

**B GROUP WORK** Find out how three of your classmates get to school or work. Complete the chart with their information.

A: I take the bus to school. It's the number 16 bus. How about you?

B: I take the bus, too. I take the number 8 bus.

**C GROUP WORK** Tell another group how your classmates get to school or work.

"Daniel takes the number 8 bus to school."


### 5 Keep talking!

Go to page 133 for more practice.



# 3 What time is it?

## 1 Telling time

A  Listen and repeat.



It's twelve o'clock.



It's noon.  
It's twelve p.m.



It's midnight.  
It's twelve a.m.



It's twelve-oh-five.  
It's five after twelve.



It's twelve-fifteen.  
It's a quarter after twelve.



It's twelve-thirty.  
It's half past twelve.



It's twelve-forty.  
It's twenty to one.



It's twelve forty-five.  
It's a quarter to one.

B **PAIR WORK** Say the times in two ways.

9:45    7:30    6:03    1:15    11:40.

a.m. = midnight to noon  
p.m. = noon to midnight

## 2 Interactions Time

A  Listen and practice.



Joe What time is it?

Mike It's 9:15. What time is the bus?

Joe Nine-twenty. We're early.



Keisha What's the time?

Emily It's 9:35. What time is our class?

Keisha It's at 9:30. We're late!

### Asking the time

What time is it?

What's the time?

B **PAIR WORK** Practice the conversations again with the times below.

4:15 / 4:45    6:20 / 7:00    10:05 / 10:00    5:45 / 5:30

### 3 Pronunciation Reduction of to

A Listen and repeat. Notice how *to* is pronounced as /tə/.

/tə/                      /tə/                      /tə/  
It's ten t five.      It's five t two.      It's a quarter t one.

B Listen to the conversations. Then practice them. Reduce *to* to /tə/.



A Is it five to one?  
B No, it's ten to one.



A Is it ten to eight?  
B No, it's a quarter to eight.



A Is it a quarter to three?  
B No, it's twenty to three.

### 4 Listening Am I late?

A Listen to five conversations about time. Write the time of each thing.

1 the movie      2 Rod's class      3 the train      4 the bus      5 Susan's class  
10:00                      \_\_\_\_\_                      \_\_\_\_\_                      \_\_\_\_\_

B Listen again. Are the people early or late? Circle the correct answers.

1 early / late      2 early / late      3 early / late      4 early / late      5 early / late

### 5 Speaking What time is ... ?

A **PAIR WORK** Interview your partner. Take notes.

What time is your ... ?



favorite class



lunch break



favorite TV show

A: What time is your favorite class?

B: It's at 7:30 a.m. What time is yours?

A: Mine is at 8:00 p.m. It's this class!

B **PAIR WORK** Tell another classmate about your partner's answers.

"Ji-sung's favorite class is at 7:30 a.m."



# C My routine

## 1 Vocabulary Days of the week and routines

A Listen and repeat.

Weekdays					The weekend	
Monday	Tuesday	Wednesday	Thursday	Friday	Saturday	Sunday

B Listen and repeat.



get up



drink coffee



eat breakfast



read the news



go to school



exercise



cook dinner



study



watch TV



go to bed

C **PAIR WORK** What is your routine on weekdays? On weekends? Tell your partner.

"I get up and eat breakfast on weekdays. I go to school. I study..."

## 2 Conversation Monday morning

Listen and practice.

- Tom** It's Monday morning ... again!
- Liz** Do you get up early on weekdays?
- Tom** Yes, I do. I get up at 5:30 a.m.
- Liz** Wow! That is early!
- Tom** And I study all morning and afternoon.
- Liz** Do you study in the evenings, too?
- Tom** No, I don't. I cook dinner, exercise, and go to bed late, after midnight.
- Liz** That's not good. What about on weekends?
- Tom** On weekends, I sleep!



### 3 Grammar Simple present *yes / no* questions

Do you go to school on Mondays?

Yes, I do.      No, I don't.

Does Liz exercise?

Yes, she does.      No, she doesn't.

Do you and your friends watch TV?

Yes, we do.      No, we don't.

Do your friends study?

Yes, they do.      No, they don't.

**A** Write *yes / no* questions with the information below. Then compare with a partner.

1 (you / get up / 7:00)

Do you get up at 7:00?

2 (you / read the news / every day)

3 (your teacher / drink coffee / in class)

4 (your parents / watch TV / in the evening)

5 (your friend / exercise / on weekends)

6 (you and your friends / study / after midnight)

**B** **PAIR WORK** Ask and answer the questions in Part A. Answer with your own information.

A: Do you get up at 7:00?

B: No, I don't. I get up at 6:00 on weekdays and 9:30 on weekends.

### 4 Speaking Routines

**A** **PAIR WORK** Interview your partner. Check (✓) his or her answers.

Do you ... ?	Yes	No
cook dinner on weekends	<input type="checkbox"/>	<input type="checkbox"/>
drink coffee after 7:00 p.m.	<input type="checkbox"/>	<input type="checkbox"/>
exercise every day	<input type="checkbox"/>	<input type="checkbox"/>
go to bed late on weekdays	<input type="checkbox"/>	<input type="checkbox"/>
get up early on weekdays	<input type="checkbox"/>	<input type="checkbox"/>
read the news in the evening	<input type="checkbox"/>	<input type="checkbox"/>

A: Do you cook dinner on weekends?

B: No, I don't. I cook on weekdays!

**B** **PAIR WORK** Tell another classmate about your partner's routines.

A: Does Rita cook dinner on weekends?

B: No, she doesn't. She cooks on weekdays!

#### Time expressions

on Sunday(s)

on Sunday afternoons(s)

on weekdays

on the weekend

on weekends

in the morning(s)

in the afternoon(s)

in the evening(s)

at noon / midnight

at night

before 7:00

after midnight

every day

### 5 Keep talking!

Go to page 134 for more practice.





# D My weekend







## 1 Reading 🎧

**A** Look at the forum question. What's *your* favorite day of the week? Why?

**B** Read the message board. Whose favorite day is on the weekend?

**This week's question:**

**What's your favorite day of the week?**

	<b>busyguy</b>	My favorite day of the week is Saturday. I study from Monday to Friday. On Saturday, I get up late.
	<b>trish06</b>	Not Saturday or Sunday. I work from noon to 4:00 on those days. In the evening, I study. My favorite day is Wednesday, because I don't work on Wednesdays.
	<b>JasonFan</b>	Monday. I watch my favorite TV show every Monday. It has my favorite actor. The show is called "Life with Jason." It's on at 8:00.
	<b>Ricardo</b>	Monday?! No way! Saturday, Saturday, Saturday! We don't go to school on Saturdays.
	<b>SuperDad45</b>	Sunday! I get up late, read the news, and have coffee. Then my son and daughter cook breakfast for my wife and me.
	<b>michiko3</b>	I have two favorite days – Tuesday and Thursday. I have an art class after work on those days, and my teacher is very nice.

**C** Read the forum again. What's each person's favorite day? Why? Complete the chart.

	Favorite day(s)	Why?
busyguy	Saturday	gets up late
trish06		
JasonFan		
Ricardo		
SuperDad45		
michiko3		

**D** **CLASS ACTIVITY** What's your class's favorite day? Vote and discuss your answer.

## 2 Listening Angela's routine

**A** Listen to Angela talk about her routine on weekends. Circle the activities she does.

Saturdays		Sundays	
<u>work</u>	watch TV	get up late	exercise
go to class	go to bed late	study	cook

**B** Listen again. Write one more thing Angela does on Saturdays and on Sundays.

On Saturdays: \_\_\_\_\_

On Sundays: \_\_\_\_\_

## 3 Writing About my weekend

**A** Complete the chart with information about your weekend routine. Include two activities you do and two activities you don't do.

Saturdays	Sundays
Activities I do:	Activities I do:
• _____	• _____
• _____	• _____
Activities I don't do:	Activities I don't do:
• _____	• _____
• _____	• _____

**B** Write about your weekend routine. Use the model and your answers in Part A to help you.

**C** **GROUP WORK** Share your writing. Ask and answer questions for more information.

### My Weekend Routine

On Saturdays, I get up late and watch TV. I don't study and I don't go to work. On Sundays, ...

## 4 Speaking Are you busy?

**A** Add two questions about routines to the survey. Then circle your answers.

Are you busy?	Me		You	
1 Do you study English every weekend?	Yes	No	Yes	No
2 Do you go to work on the weekend?	Yes	No	Yes	No
3 Do you get up before 7:00 on the weekend?	Yes	No	Yes	No
4 Do you exercise on the weekend?	Yes	No	Yes	No
5 _____	Yes	No	Yes	No
6 _____	Yes	No	Yes	No

**B** **PAIR WORK** Interview your partner. Circle his or her answers. Is your partner busy?



# Wrap-up


## 1 Quick pair review

### Lesson A Brainstorm!

Make a list of ways of getting around. How many do you know? You have one minute.

### Lesson B Test your partner!

Say four different times. Can your partner write them correctly? Check his or her answers. You have two minutes.



### Lesson C Guess!

Say a time and a day. Can your partner guess your routine at that time? Take turns. You have two minutes.

A: Two o'clock on Monday.

B: Do you exercise at 2.00 on Monday?

A: No.

B: Do you study?

A: Yes.

### Lesson D Find out!

What are three things both you and your partner do on weekends? You have two minutes.

A: I exercise on Saturday mornings. How about you?

B: No, I don't. I go to bed late on Saturdays. How about you?

A: Yes, I do!

## 2 In the real world

What time is it around the world? Go online and find the local time in these cities.

Beijing	Cairo	Los Angeles	Rio de Janeiro	Tokyo
Buenos Aires	London	Mexico City	Sydney	Toronto

### What time is it now?

It is nine o'clock in the evening in Beijing now.  
In Buenos Aires, it's ...



Beijing

# 5

# Free time

## LESSON A

- Online activities
- Adverbs of frequency

## LESSON B

- Declining help
- Accepting help

## LESSON C

- Leisure activities and places
- Simple present *Wh-* questions with *do*

## LESSON D

- Reading: "Fun Online Activities"
- Writing: Let's chat



## Warm Up

**A** Look at the pictures. Make two sentences about each one.

**B** When do you have free time? Write the times.

	Monday	Tuesday	Wednesday	Thursday	Friday	Saturday	Sunday
a.m.							
p.m.							



# A Online habits

## 1 Vocabulary Online activities

A Listen and repeat.



☐ use social media



☐ check email



☐ download apps



☐ play games



☐ stream music



☐ watch videos



☐ shop online



☐ post photos

B **PAIR WORK** Check (✓) the things you do online. Then tell your partner.


"I use social media, check email, and play games. How about you?"

## 2 Language in context Habits survey

A Read the survey about online habits. Circle the online activities.


### Habits Survey

- 1 Do you ever shop online?
  - ☒ Yes, I often shop online.
  - ☐ Yes, I sometimes shop online.
  - ☐ No, I never shop online.
- 2 Do you ever post photos?
  - ☐ Yes, I often post photos.
  - ☒ Yes, I sometimes post photos.
  - ☐ No, I never post photos.
- 3 Do you ever play games?
  - ☐ Yes, I often play games.
  - ☐ Yes, I sometimes play games.
  - ☒ No, I never play games.



B What about you? Do you do the online activities in the survey?

### 3 Grammar Adverbs of frequency

always	100%		Do you <b>ever</b> shop online? Yes, I sometimes shop online. Yes, I sometimes do. No, I never shop online. No, I never do.
usually			
often			
sometimes			
hardly ever			
never	0%		

I shop online.

**A** Rewrite the conversations with the adverbs of frequency. Then practice with a partner.

- A** Do you watch movies online? (ever)

**B** Yes, I watch movies online. (often)
- A** Do you check email in class? (ever)

**B** No, I check email in class. (never)
- A** Do you play games online? (ever)

**B** Yes, I do. (usually)
- A** Do you download apps? (ever)

**B** No, I do that. (hardly ever)


Do you **ever** watch movies online?

**B PAIR WORK** Ask and answer the questions in Part A. Answer with your own information.

A: Do you ever watch movies online?

B: Yes, I sometimes do.

### 4 Speaking Often, sometimes, or never?

**A**  Complete the chart with information about your online habits. Use the ideas in Exercise 1 and your own ideas.

I often ...	I sometimes ...	I never ...

**B GROUP WORK** Compare your online habits.

A: I often play games online.


B: Oh? I never do that.

C: I sometimes do.

### 5 Keep talking!

Go to page 135 for more practice.



I can talk about my online habits. 



# B How much is it?

## 1 Prices

A Listen and repeat.

\$79.00 = seventy-nine dollars

\$79.95 = seventy-nine dollars and ninety-five cents

OR seventy-nine ninety-five

\$379.95 = three hundred seventy-nine dollars and ninety-five cents

OR three seventy-nine ninety-five

B Listen and practice.

A: How much is this?

B: It's \$54.89.

A: How much are these?

B: They're \$234.99.

A: How much is that watch?

B: It's only \$109.25.

C **PAIR WORK** Practice the conversations again. Say the prices in a different way.

## 2 Interactions At the store

A Listen and practice.



**Salesperson** Hello.

**Margaret** Hi.

**Salesperson** Can I help you?

**Margaret** No, thanks. I'm just looking.



**Salesperson** Can I help you?

**Renato** Yes, please. How much is this camera?

**Salesperson** It's \$169.50.

**Renato** Thanks.

B Listen to the expressions. Then practice the conversations again with the new expressions.

### Declining help

No, thanks. I'm just looking.

No. I'm fine, thanks.

### Accepting help

Yes, please.

Yes, thanks.

### 3 Pronunciation Thirteen or thirty?

**A** Listen and repeat. Notice the difference in stress in the numbers.

**B** Listen to four conversations about prices. Circle the correct prices.

- 1 \$14 / \$40      3 \$17 / \$70  
2 \$16 / \$60      4 \$19 / \$90

**C** **PAIR WORK** Say a number from the chart. Your partner points to it. Take turns.

Last syllable	First syllable
13 thirteen	30 thirty
14 fourteen	40 forty
15 fifteen	50 fifty
16 sixteen	60 sixty
17 seventeen	70 seventy
18 eighteen	80 eighty
19 nineteen	90 ninety

### 4 Listening Can I help you?

**A** Listen to four conversations in a store. Check (✓) the words you hear.

- 1 ☒ camera      2 ☐ shirts      3 ☐ bag      4 ☐ scarf  
☐ cell phone      ☐ skirt      ☐ bags      ☐ shorts  
☐ laptop      ☐ T-shirt      ☐ belt      ☐ skirt

**B** Listen to a salesperson offer help to four customers. Do the customers accept or decline help? Circle the correct answers.

- 1 accept / decline      2 accept / decline      3 accept / decline      4 accept / decline

### 5 Speaking Role play

**CLASS ACTIVITY** Role-play the situation. Then change roles.

**Group A:** You are salespeople. Offer help to the customers. Answer questions about prices.

**Group B:** You are customers. Decline help three times. Then accept help three times and ask for the prices of three items.



\$168.95



\$23.99



\$877.50



\$400.89



\$119.00



\$9.25

A: Can I help you?

B: No, thanks. I'm just looking.

OR

A: Can I help you?

B: Yes, please. How much ... ?



# C

# What do you do for fun?

## 1 Vocabulary Leisure activities and places

A  Listen and repeat.



eat out



go dancing



go shopping




hang out



play soccer



watch movies

B  Listen and repeat.



at a club



at a restaurant



at home



at the mall



at the park

C **PAIR WORK** Do you do the activities in Part A? Where? Tell your partner.

A: I watch movies at home. Do you?

B: Yes, I do. I watch movies at the mall, too.

## 2 Conversation In our free time

 Listen and practice.

**Annie** What do you do for fun, Chad?

**Chad** Oh, I hang out with friends.

**Annie** Yeah? Where do you hang out?

**Chad** At the mall. We sometimes watch a movie or go shopping. What about you?

**Annie** I play soccer in the park.

**Chad** Sounds fun. Who do you play with?

**Annie** My brother and his friends. Actually, we need another player. Are you interested?

**Chad** Yeah!



### 3 Grammar Simple present *Wh*- questions with *do*

What do you do for fun?

I hang out.

Where do you hang out?

At the mall.

How do you get there?

We take the bus.

Who do you play soccer with?

My brother and his friends.

When do you usually play soccer?

We usually play on weekends.

Why do you play soccer?

Because it's my favorite sport.

**A** Read the answers. Write *Wh*- questions. Then practice with a partner.

- 1 How do you get to class? I take the bus to class.
- 2 \_\_\_\_\_ I eat out on Friday night.
- 3 \_\_\_\_\_ I play sports with my brother.
- 4 \_\_\_\_\_ I go shopping at the mall.
- 5 \_\_\_\_\_ My friends and I watch movies on Saturday.
- 6 \_\_\_\_\_ I sometimes study with my friends.

**B** **PAIR WORK** Ask and answer the questions in Part A. Answer with your own information.

A: How do you get to class?

B: I usually walk, but I sometimes take the subway.

### 4 Speaking Tell me more!

**A** **PAIR WORK** Interview your partner. Take notes.

Questions	Name: _____
1 When do you usually check your email?	
2 What time do you go to bed on Sundays?	
3 When do you chat with friends?	
4 Who do you eat out with? Where do you go?	
5 Where do you go shopping? How do you get there?	
6 What do you do for fun on weekends? Why?	

**B** **PAIR WORK** Tell another classmate about your partner's answers. Are any of your partners' answers the same?

A: Celia usually checks her email at night.

B: Luis checks his email at night, too.

### 5 Keep talking!

Go to page 136 for more practice.



# D Online fun

## 1 Reading


**A** Look at the pictures in the article. What do you see?

**B** Read the article. What's the best title? Check (✓) the correct answer.

☐ New Websites


☐ Chat

☐ Fun Online Activities




Buy and Sell


What do you want? A new video game? A new phone? What *don't* you want? Your old jeans? Your old schoolbooks? Buy and sell things online!




Where is your best friend from elementary school now? Does your friend live in your city? Search his or her name, and find your friend.




Do you have pictures or movies on your cell phone or camera? Post them! Upload your favorite photos and videos for friends.



Tour a museum from your home! Go to the Egyptian Museum in Cairo, Barcelona's Picasso Museum, or Kyoto's National Museum.



Where do you want to go? Search the address and city, and find a map. Get directions to stores, parks, or a new restaurant.



Do you want to discover a new band or listen to your favorite singer on your cellphone? Use an app to stream music.

**C** Read the article again. Where do the headings go? Write them in the article.

Map it!

Take a Tour

Share Photos and Videos

Get Music

✓ Buy and Sell

Find an Old Friend

**D** **PAIR WORK** What activities do you do online? Tell your partner.

"I hardly ever sell things online, but I sometimes buy clothes online."

## 2 Listening Four websites

- A Listen to Helena and Michael talk about the pictures on four websites.  
Number the pictures from 1 to 4.



- B Listen again. Correct the false sentences.

- 1 Michael looks at <sup>photos</sup> ~~videos~~ of Stephen Curry.
- 2 The Museum of Modern Art is in Paris.
- 3 Michael shops on the website.
- 4 Helena often uploads videos.

## 3 Writing Let's chat!

- A Choose a topic for a chat: free time, online activities, or school. Write a question about your topic.

### GROUP WORK

- B **GROUP WORK** Send your question to the classmate on the right in a text message or on paper. Read and answer your classmate's question. Continue to read and answer all of the questions in your group.

Sandra: What do you do in your free time?  
 Jaemin: I watch TV and play video games.  
 My favorite video game is "Soccer Star."  
 Roberto: I hardly ever play video games.  
 I usually watch TV at night. My  
 favorite show is ...



- C **CLASS ACTIVITY** Tell the class about your chat.

## 4 Speaking My favorite website

- A **GROUP WORK** Add a question about online habits to the list. Then ask and answer the questions.
- What's your favorite website or app?
  - What other websites or apps do you usually use?
  - What news websites do you read?
  - What blogs do you read?
- B **CLASS ACTIVITY** Share your information. Which websites and apps are popular?



# Wrap-up

## 1 Quick pair review

### Lesson A **Brainstorm!**

Make a list of online activities. How many do you know? You have one minute.

### Lesson B **Test your partner!**

Write three prices and say them to your partner. Can your partner write them correctly?

Check his or her answers. You have two minutes.

My prices	My partner's prices
_____	_____
_____	_____
_____	_____

### Lesson C **Find out!**

What are three activities both you and your partner do for fun? You have two minutes.

A: I play soccer for fun. Do you?

B: No, I don't play soccer. Do you go shopping for fun?

A: Yes, sometimes.

### Lesson D **Do you remember?**

Complete the sentences with the correct words. You have one minute.

✓ Buy	Find	Share	Take
-------	------	-------	------

1 \_\_\_\_\_ Buy \_\_\_\_\_ and sell online.

2 \_\_\_\_\_ photos and videos.

3 \_\_\_\_\_ an old friend.

4 \_\_\_\_\_ a tour.

## 2 In the real world

How much are they? Find two different prices for each of these items.

Then write about them.

a belt	jeans	a small camera
a downloaded song	a laptop	an umbrella

### Different Prices

A black belt is \$29.99 at Style Shop.

It's \$20.00 at Kelly's Accessories.

A downloaded song is ...



# 6

# Work and play

## LESSON A

- Jobs
- Simple present  
*Wh-* questions with *does*

## LESSON B

- Asking for someone on the phone
- Having someone wait

## LESSON C

- Abilities
- *Can* for ability;  
*and, but, and or*

## LESSON D

- Reading: "Fun Jobs"
- Writing: My abilities



## Warm Up

- A** Where do the people usually work?
- B** Do you know any of the jobs in the pictures? Do you know any other jobs?



# A What does she do?

## 1 Vocabulary Jobs

A Match the jobs and the people. Then listen and check your answers.

- |               |               |                    |         |                  |               |
|---------------|---------------|--------------------|---------|------------------|---------------|
| a accountant  | c doctor      | e flight attendant | g nurse | i police officer | k waitress    |
| b cook / chef | d electrician | ✓ f waiter         | h pilot | j receptionist   | l taxi driver |



B **PAIR WORK** Point to people in the pictures and ask what their jobs are. Your partner says the jobs. Take turns.

A: What's his job?

B: He's a waiter.

## 2 Language in context At work

A Read two job profiles. What are their jobs?



Lucia Ortega works in a hospital from 11:00 p.m. to 7:00 a.m. What does Lucia do? She's a nurse.



Henry Jenkins works in an office. He's an accountant. What company does Henry work for? He works for A1 Accountants.

B What about you? Do you have a job? What is it? What jobs do you think are interesting?

### 3 Grammar Simple present *Wh-* questions with *does*

What does Lucia do?

She's a nurse.

When does she work?

She works from 11:00 to 7:00.

Where does Henry work?

He works in an office.

What company does Henry work for?

He works for A1 Accountants.

**A** Complete the conversations with the correct words. Then practice with a partner.

1 **A** What \_\_\_\_\_ does your brother  
do \_\_\_\_\_?

**B** Oh, Tom's a doctor.

**A** Really? \_\_\_\_\_ does he \_\_\_\_\_?

**B** He works in a hospital.

2 **A** \_\_\_\_\_ does Sue \_\_\_\_\_?

**B** On Mondays, Wednesdays, and Fridays.

**A** And \_\_\_\_\_ company does she  
\_\_\_\_\_ for?

**B** She works for Town Bank.

**B PAIR WORK** Write questions about Mr. Miller, Lisa, and Nicole. Then ask and answer them.



Mr. Miller

What does Mr. Miller do \_\_\_\_\_?

Where \_\_\_\_\_?

**A:** What does Mr. Miller do?

**B:** He's an English teacher.



Lisa

What \_\_\_\_\_?

When \_\_\_\_\_?



Nicole

Where \_\_\_\_\_?

What company \_\_\_\_\_?

### 4 Speaking People's jobs

**CLASS ACTIVITY** Add two jobs to the chart. Then find classmates who know people with those jobs.

Ask for more information.

Job	Classmate	Person	Extra information
chef			
nurse			
police officer			
taxi driver			

**A:** Do you know a chef?

**B:** Yes. My friend Marco is a chef.

**A:** Where does he work?

**B:** He works at Speedy Sushi.

### 5 Keep talking!

Go to page 137 for more practice.



# B Can I speak to ... ?

## 1 Interactions On the phone

**A** Look at the pictures. Where does Michael work?

**B** Listen and practice.



**Michael** Good morning, Quality Hotel.  
**Ashley** Hello. Can I speak to Laura Diaz?  
**Michael** Who is this, please?  
**Ashley** It's Ashley Tillman.



**Michael** Just a minute, please... Oh, I'm sorry, Ms. Diaz is busy at the moment.  
**Ashley** All right. Thank you.

**C** Listen to the expressions. Then practice the conversation again with the new expressions.

### Asking for someone on the phone

Can I speak to ... ?

Could I please speak to ... ?

Is ... there?

### Having someone wait

Just a minute, please.

Hold on, please.

One moment, please.

**D** **PAIR WORK** Practice the conversation again with the names below.



Gabriela Garcia



Anthony Davis



Kumiko Takahashi




Roberto Santos

**A:** Good morning, Quality Hotel.

**B:** Hello. Can I speak to Gabriela Garcia?

**A:** Who is this, please?

## 2 Listening A busy woman

- A**  Listen to Kevin call Star Computers on five different days. Where is Ellen Astor each day?  
Number the pictures from 1 to 5.



☐ at lunch



☐ in a meeting




☐ on another line



☐ on vacation



☐ with a customer

- B**  Listen again. How does Kevin ask to speak to Ellen Astor? Number the questions from 1 to 5.

\_\_\_\_\_ Is Ms. Astor there?

\_\_\_\_\_ Can I speak to Ellen Astor?

\_\_\_\_\_ Could I please speak to ... ?

\_\_\_\_\_ Could I speak to Ms. Astor, please?

\_\_\_\_\_ 1 Can I please speak to Ellen Astor?

## 3 Speaking Role play

**PAIR WORK** Role-play the situation. Then change roles.

**Student A:** You are a receptionist at Sun Travel. Answer the phone. Tell the caller to wait, and then say why the person can't talk.

**Student B:** Call Sun Travel. Imagine someone you know works there. Ask to speak to the person.


A: Hello, Sun Travel.


B: Hi. Can I please speak to Jackie Miller?

A: Of course. Just a minute, please ...

I'm sorry, Jackie's with a customer.

B: Oh, OK. Thanks.

I can ask for someone on the telephone. 

I can have someone wait. 



# C Can you sing?

## 1 Vocabulary Abilities

A  Listen and repeat.



dance



draw



fix computers



paint



play the guitar



sing




speak French



swim

B **PAIR WORK** What things do you sometimes do? Tell your partner.

## 2 Conversation Top talent?

 Listen and practice.

**Host** Welcome to *Top Talent*. What's your name, please?

**Pamela** Hello. My name is Pamela Wells.

**Host** Tell us, can you sing, Pamela?

**Pamela** No, I can't sing at all.

**Host** Well, can you play an instrument?  
The guitar? The piano?

**Pamela** No, I can't.

**Host** You can't sing and you can't play  
an instrument. What *can* you do,  
Pamela?

**Pamela** I can dance!

**Host** Great! Let's see.



### 3 Grammar Can for ability; and, but, and or

I			
You			
He	can	dance very well.	
She	can't	sing at all.	
We			
They			

Can you sing?  
 Yes, I can.      No, I can't.  
 What can Pamela do?  
 She can dance, and she can swim.  
 She can dance, but she can't swim.  
 She can't sing or play an instrument.

**A** Read the answers. Write the questions. Then practice with a partner.

- 1 Can Jenny swim? \_\_\_\_\_ No, Jenny can't swim.
- 2 \_\_\_\_\_ Billy can fix computers.
- 3 \_\_\_\_\_ Yes, Tom and Jill can sing very well.
- 4 \_\_\_\_\_ No, I can't play an instrument.
- 5 \_\_\_\_\_ Jay and I can dance and speak French.
- 6 \_\_\_\_\_ No, Sally can't paint at all.

**B PAIR WORK** Make six sentences about Frank with *and*, *but*, or *or*. Tell your partner.

#### Frank's Abilities


- |   |   |   |
|---|---|---|
| <input checked="" type="checkbox"/> draw  | <input checked="" type="checkbox"/> sing  | <input checked="" type="checkbox"/> swim            |
| <input checked="" type="checkbox"/> paint | <input checked="" type="checkbox"/> dance | <input checked="" type="checkbox"/> play the guitar |

"Frank can draw, but ..."

### 4 Pronunciation *Can* and *can't*

**A**  Listen and repeat. Notice the pronunciation of *can* /kən/ and *can't* /kænt/.

I can draw.      I can't paint.      I can draw, but I can't paint.

**B**  Listen to the conversations. Do you hear *can* or *can't*? Circle the correct answers.

- 1 can / can't
- 2 can / can't
- 3 can / can't
- 4 can / can't

### 5 Speaking Can you paint?

**A PAIR WORK** Add two abilities to the chart. Then interview your partner. Check (✓) the things he or she can do.

Can you ... ?			
paint	cook	sing in English	ride a bicycle
draw	dance	play an instrument	
swim	drive	fix a car	

**B PAIR WORK** Tell another classmate about your partner's abilities. Can your partner do something that you can't? What is it?

### 6 Keep talking!

Go to page 138 for more practice.

I can describe my talents and abilities. 







# D Work and study

## 1 Reading 🎧

**A** Look at the pictures. Where are these people? Guess.

**B** Read the article. Which jobs include travel?

FUN JOBS

**WATER SLIDE TESTER**

Every new water slide needs a water slide tester! Your job: visit new water parks and be the first person down the water slide. It's fun, and you can swim every day on the job.

**PANDA NANNY**

A panda nanny works with baby pandas in China. Usually, you hang out and play games with pandas. You often cook dinner for them, too. Sometimes you even wear a panda suit!

**CRUISE SHIP WAITER**

A cruise ship waiter works in a restaurant on a ship. Your working day is long – you often work breakfast, lunch, and dinner – but you can travel to many countries and meet lots of people.

**VIDEO GAME DESIGNER**

A video game designer works for a software company and helps to make new video games. Usually, you are in a large team, and you work on one game for many months. Video game companies need artists, writers, and computer programmers.

**C** Read the article again. Answer the questions.

- 1 Which job has long hours?
- 2 In which job do you work on a computer?
- 3 Which job is only in China?
- 4 In which job do you travel to many countries?
- 5 In which job can you swim every day?
- 6 In which job do you play with animals?

cruise ship waiter

**D PAIR WORK** Which job is your favorite? Which job sounds hard? Can you think of other fun jobs? Tell your partner.

## 2 Listening Exciting opportunities

A Listen to two students discuss three advertisements. Number them from 1 to 3.

Volunteer!	Be an Intern	Study and Work
 <p>Are you interested in animals? Can you swim? _____ with turtles in Costa Rica. Work _____ to Saturday, 6:00 a.m. to _____ p.m. For more information, send an email to CRVolunteer@cup.edu</p> <p><input type="checkbox"/></p>	 <p>Are you 18 to _____ years old? Can you speak Chinese, _____, Japanese, or English? Be an intern at a theme _____ in Hong Kong! Email us at hongkong@cup.com/intern</p> <p><input type="checkbox"/></p>	 <p>Can you cook? Come to Rome. Study Italian in the morning and work in a restaurant in the <u>evening</u>. See the city in your _____ time! _____ salary. Contact us at study&amp;work@cambridge.org</p> <p><input checked="" type="checkbox"/> 1</p>

B Listen again. Complete the sentences with the correct words.

## 3 Writing My abilities

A Make lists of things you can and can't do well. Then write a paragraph about your abilities. Use the model and your lists to help you.

### My Abilities

I can play sports. I can play basketball and tennis very well. My favorite sport is soccer, but I can't play it very well. I can't play golf at all!

B **PAIR WORK** Share your paragraphs. Ask and answer questions for more information.

## 4 Speaking How well can you ... ?

**GROUP WORK** Discuss the opportunities in Exercise 1, Exercise 2, or your own ideas.

- What abilities do you need in each program?
- How well can you do each thing? (very well? well? not well? not at all?)
- Are any of the programs right for you?

I can talk about study and work programs.



# Wrap-up

## 1 Quick pair review

### Lesson A **Guess!**

Describe a job, but don't say what it is. Can your partner guess it? Take turns.  
You have two minutes.

A: This person drives a car.

B: Is he a police officer?

A: No. The car is yellow in New York City.

B: Is he a taxi driver?

A: Yes.

### Lesson B **Brainstorm!**

Make a list of ways to ask for someone on the phone and have someone wait.  
You have two minutes.

### Lesson C **Find out!**

What are two things both you and your partner can do? What are two things you can't do?  
You have two minutes.

A: Can you cook?

B: Not really. Can you?

A: No, I can't!

### Lesson D **Do you remember?**

Are the sentences true or false? Write T (true) or F (false). You have two minutes.

- 1 A water slide tester hangs out and plays games. F
- 2 A panda nanny travels to many countries.
- 3 A cruise ship waiter meets lots of people.
- 4 A video game designer works on a ship.

## 2 In the real world

Go online and find information in English about a program in a different country. Then write about it.

- What is the name of the program?
- Where is the program?
- What kind of program is it?
- What do people do in the program?

### The Peace Corps

The Peace Corps is an international program.  
Americans volunteer in many countries.  
They help build things and teach people.





# 7 Food

## LESSON A

- Food
- Count and noncount nouns; *some* and *any*

## LESSON B

- Expressing dislikes
- Expressing likes

## LESSON C

- More food
- *How often*; time expressions

## LESSON D

- Reading: "My Favorite Food"
- Writing: A typical meal



## Warm Up

A Match the words and the pictures.

- 1 Italian food      C      2 Mexican food      3 Chinese food      4 Japanese food

B Name ten food words you know.





# A Breakfast, lunch, and dinner

## 1 Vocabulary Food

A Match the words and the pictures. Then listen and check your answers.

a apples	e carrots	i eggs	m pasta
b bananas	f cereal	j fish	n potatoes
c beans	✓ g cheese	k milk	o rice
d beef	h chicken	l noodles	p tomatoes





B **PAIR WORK** Do you ever eat the food in Part A? Tell your partner.

"I often eat apples. I sometimes eat eggs. I never eat noodles."

## 2 Language in context Favorite meals





A Listen to three people talk about their favorite meals. Underline the food.



B What about you? What's your favorite meal of the day? What do you eat?

### 3 Grammar Count and noncount nouns; *some* and *any*



**Count nouns**

an apple      apples      a tomato      tomatoes

Do you have any apples?  
Yes, I have **some** (apples).  
No, I don't have **any** (apples).

**Noncount nouns**

milk      rice

Do you have any milk?  
Yes, I have **some** (milk).  
No, I don't have **any** (milk).

**A** Complete the chart with the food words from Exercise 1. Then compare with a partner.

**Count nouns**

apples	
tomatoes	

**Noncount nouns**

milk	
cereal	

**B** Circle the correct words. Then practice with a partner.

- A** What do you want for lunch, Amy?  
**B** Let's just make some / any pasta.  
**A** Good idea. We have **some** / any pasta.  
**B** Let's see. We have **some** / any carrots.  
 We don't have **some** / any tomatoes.  
**A** OK, I can get **some** / any at the store. What else?  
**B** Do we have **some** / any cheese?  
**A** No, we don't have **some** / any. I can get **some** / any.

**C** **PAIR WORK** Practice the conversation again.  
Use other food words from Exercise 1.



### 4 Speaking What do you eat?

**A** Write your answers to the questions in the chart.

What do you often eat for ... ?	Me	Name: _____	Name: _____
breakfast			
lunch			
dinner			

**B** **GROUP WORK** Interview two classmates. Complete the chart with their answers.

### 5 Keep talking!

Go to page 139 for more practice.



# B I like Chinese food!

## 1 Interactions Likes and dislikes

A Look at the pictures. Where are Maria and Tom?

B  Listen and practice.



Maria Look! They have Italian food here.

Tom Do you like Italian food?

Maria I don't like pizza at all, but I love pasta.

Tom I don't like Italian food.




Maria How about Chinese food?

Tom Good idea. I like Chinese food!

Maria I really like the noodles here.

Tom Great! We can eat lunch at this restaurant.

C  Listen to the expressions. Then practice the conversation again with the new expressions.

### Expressing dislikes



I don't like ...



I don't like ... at all.



I hate ...!

### Expressing likes



I like ...



I really like ...



I love ...!

D **PAIR WORK** Look at Maria's and Tom's likes and dislikes. Are they the same as yours? Tell your partner.

						
Maria	fish	Mexican food	Japanese food	milk	beans	beef
Tom	cheese	carrots	Chinese food	Italian food	French food	eggs

"Maria loves fish, but I don't like fish at all."

## 2 Pronunciation Word stress

A Listen and repeat. Notice the stress in the words.

•	••	•••
cheese	apple	banana
beans	chicken	potato
beef	noodles	tomato
_____	_____	_____

B Listen. Complete the chart with the correct words.

dairy fruit Italian meat pasta

## 3 Listening I love it!

A Listen to four conversations about food. Check (✓) the words you hear.

- |   |                                   |                                    |                                    |
|---|-----------------------------------|------------------------------------|------------------------------------|
| 1 <input type="checkbox"/> beans          | 2 <input type="checkbox"/> cheese | 3 <input type="checkbox"/> noodles | 4 <input type="checkbox"/> bananas |
| <input checked="" type="checkbox"/> beef  | <input type="checkbox"/> chicken  | <input type="checkbox"/> potatoes  | <input type="checkbox"/> carrots   |
| <input checked="" type="checkbox"/> pasta | <input type="checkbox"/> eggs     | <input type="checkbox"/> tomatoes  | <input type="checkbox"/> cereal    |

B Listen again. Do the two speakers like the same things? Circle the correct answers.

- |                     |            |            |            |
|---------------------|------------|------------|------------|
| 1 yes / <u>(no)</u> | 2 yes / no | 3 yes / no | 4 yes / no |
|---------------------|------------|------------|------------|

## 4 Speaking What do you like?

A Make a list of food you like and food you don't like.

Food I like	

Food I don't like	

B **PAIR WORK** Tell your partner about the food you like and don't like. Ask and answer questions for more information.

A: I really like fish.

B: Do you cook fish at home?

A: No, I don't. I eat fish in restaurants.



I can say what I like and dislike.



# C Meals

## 1 Vocabulary More food

A  Label the pictures with the correct words. Then listen and check your answers.

dumplings	✓ hot dogs	pizza	soup	sushi
hamburgers	pancakes	salad	spaghetti	tacos



1 hot dogs



2



3



4



5



6



7



8



9



10

B **PAIR WORK** Which food in Part A do you like? Which food don't you like? Compare your answers.

A: I really like dumplings. Do you?

B: Yes, I like dumplings, too. Do you like ... ?

## 2 Conversation I eat pizza every day.

 Listen and practice.

Megan What is that?

David Pizza. My father is a pizza chef.

Megan Really? So how often do you eat pizza?

David I eat pizza every day. It's my favorite food!

Megan I don't eat pizza very often, but it looks interesting. What's on it?

David Cheese, tomatoes, black beans, and fish.

Megan Yuck!

David Have some. It's really good.

Megan No, thanks. I'm not very hungry.



### 3 Grammar How often; time expressions

#### How often do you eat pizza?

I eat pizza  
every day.  
once a week.  
twice a month.  
three times a month.  
once in a while.

I don't eat pizza very often.  
I never eat pizza.

**A** Look at Matt's menu. Answer the questions. Then practice with a partner.

#### WEEKLY MENU PLANNER

Matt's menu



	Monday	Tuesday	Wednesday	Thursday	Friday	Saturday	Sunday
Breakfast	cereal	eggs	cereal	eggs	cereal	pancakes	pancakes
Lunch	soup	pizza	soup	sushi	soup	tacos	sushi
Dinner	dumplings	chicken	beef	chicken	pizza	spaghetti	hamburgers

- How often does Matt eat hamburgers for dinner?
- How often does Matt eat soup for lunch?
- How often does Matt eat pancakes?
- How often does Matt eat hot dogs?
- How often does Matt eat sushi for lunch?
- How often does Matt eat dumplings for dinner?

He eats hamburgers once a week.

**B PAIR WORK** Make six sentences about your eating habits with different time expressions. Tell your partner.

"I eat spaghetti once a month."

### 4 Speaking Eating habits

**A** Add three food words to the chart. Then answer the questions.

**B PAIR WORK** Interview your partner. Complete the chart with his or her answers.


**C PAIR WORK** Compare your information with another partner.

"Kazu eats hot dogs once a week, but I eat them once in a while."

How often do you eat ...?	Me	Name: _____
hot dogs		
salad		
tacos		

### 5 Keep talking!

Go to page 140 for more practice.

I can talk about my eating habits. 



# D Favorite food

## 1 Reading 🎧

**A** Look at the pictures in the magazine article. Can you name the food?

**B** Read the article. What's the best title? Check (✓) the correct answer.

☐ Meal Times

☐ My Favorite Food

☐ Dinner Around the World

### LETTERS FROM OUR READERS



**Heather**  
United States

I love nachos. I make them once a week. I just buy some tortilla chips and put cheese, beef, tomatoes, and onions on top. Then I cook it in the microwave.



34 likes

[Follow](#)



**Jae-sun**  
South Korea

I like dumplings a lot. You can buy good dumplings in restaurants, but I usually eat my mother's dumplings. They're delicious! I eat them for lunch four or five times a month.



23 likes

[Follow](#)




**Carlos**  
Argentina

My wife and I go to our favorite ice cream shop three times a month. They have many flavors, but we always get chocolate ice cream. It's our favorite.



55 likes

[Follow](#)



**Olga**  
Sweden

I really like pancakes, but we don't eat them for breakfast. We eat them after dinner. We usually eat them two or three times a month. I like to eat them with jam.



68 likes

[Follow](#)

**C** Read the article again. Complete the chart with the correct information.

Name	Favorite food	How often they have it
Heather	nachos	once a week
Jae-sun		
Carlos		
Olga		

**D PAIR WORK** Imagine you can have one food in Part A right now. Which food do you want? Why? Tell your partner.

"I want dumplings. I love South Korean food. Vegetable dumplings are my favorite."

## 2 Listening A meal in Sweden

- A** Listen to Olga describe a typical meal in Sweden. Which meal does she talk about? Check (✓) the correct answer.

☐ breakfast

☐ lunch

☐ dinner

- B** Listen again. Circle the words you hear.

beans	bread	cheese	fish	milk	pancakes
beef	cereal	eggs	fruit	noodles	potatoes



## 3 Writing A typical meal

- A** Think of a typical meal in your country. Answer the questions.

- What do people drink? \_\_\_\_\_
- What do people eat? \_\_\_\_\_
- Do you usually eat it? \_\_\_\_\_
- Why or why not? \_\_\_\_\_

- B** Write about a typical meal in your country. Use the model and your answers in Part A to help you.

- C** **CLASS ACTIVITY** Post your writing around the room. Read your classmates' writing. Who describes similar meals?

### A Japanese Breakfast

People in Japan usually drink green tea for breakfast. They eat fish, rice, soup, salad, and pickles. It's a healthy and delicious breakfast, but I don't eat this. I usually drink orange juice and eat cereal and fruit for breakfast.

## 4 Speaking What's your favorite meal?


- A** **PAIR WORK** Add two questions about food to the chart. Then interview your partner. Take notes.

Questions	Name: _____
What's your favorite meal?	
What's your favorite kind of food?	
How often do you have it?	
Who makes it?	
Can you cook it?	
What do you drink with it?	

A: What's your favorite kind of food?

B: I love Mexican food.

- B** **GROUP WORK** Tell your group about your partner's favorite meal. Do you like that meal, too? Does your group like it?



I can talk about my favorite food. ✓



# Wrap-up

## 1 Quick pair review

### Lesson A **Brainstorm!**

Make a list of count and noncount food words. How many do you know? You have two minutes.

### Lesson B **Do you remember?**

Look at the pictures. Complete the sentences with the correct words. You have one minute.



I don't like fish at all.



I \_\_\_\_\_ French food.



I \_\_\_\_\_ beef.



I \_\_\_\_\_ breakfast.



I \_\_\_\_\_ milk!



I \_\_\_\_\_ carrots!

### Lesson C **Find out!**

What is one thing both you and your partner eat every week? Eat once in a while?

Never eat? You have two minutes.

A: I eat rice every week. Do you?

B: Yes, I do.

### Lesson D **Guess!**

Describe your favorite food, but don't say its name! Can your partner guess what it is?

Take turns. You have two minutes.

A: I love this food. It's Italian, and I eat it once in a while. I eat it at home.

B: Is it pasta?

A: Yes.

## 2 In the real world

Go online and find information in English about your favorite movie star's or musician's eating habits. Then write about them.

- What is his or her favorite food?
- How often does he or she usually eat it?



### Bruno Mars's Favorite Food

The American musician Bruno Mars loves chicken adobo. It's chicken with rice, and it's the national dish of the Philippines.

# 8

# In the neighborhood

## LESSON A

- Places in the neighborhood
- Prepositions of location

## LESSON B

- Asking for directions

## LESSON C

- Places to visit
- *There is, there are*

## LESSON D

- Reading: "Escape Rooms"
- Writing: Group poster



## Warm Up

A Look at the pictures. Where can you do these things?

buy flowers    buy some vegetables    find an ATM    eat lunch    see a doctor    see a movie

B What other places can you find in a city?

"You can find a police station."



# A Around town

## 1 Vocabulary Places in the neighborhood

A Match the words and the places. Then listen and check (✓) your answers.

a bank	c bus stop	e gas station	g library	i subway station
b bookstore	✓d coffee shop	f hotel	h newsstand	j supermarket



B **PAIR WORK** Which places are in your school's neighborhood?

"We have a coffee shop, some restaurants, and a ..."

## 2 Language in context Ads

A Read three advertisements for places in a neighborhood. What places do they describe?

### Mama's Place

**Come to Mama's Place for real Italian food.**

On Second Avenue    10% off between 5:30 and 6:30 p.m.

Find everything you need at  
**ABC Supermarket.**  
New location next to Town Bank

**We're always open!**

### Joe's Coffee Shop

Find us on the corner of Main Street and First Ave.

**Best coffee in town!**

B What can you do at each place in Part A?

### 3 Grammar Prepositions of location



in



on



next to



across from



between



on the corner of

The newsstand is **in** the park.

The gas station is **on** Second Avenue.

The supermarket is **next to** the bank.

The bus stop is **across from** the park.


The hotel is **between** the restaurant and the bookstore.

The coffee shop is **on the corner of** Main Street and First Avenue.

Look at the map in Exercise 1. Complete the sentences with the correct prepositions.

- The newsstand is \_\_\_\_\_ **in** \_\_\_\_\_ the park.
- The subway station is \_\_\_\_\_ the park.
- The bookstore is \_\_\_\_\_ the hotel.
- Mama's Place is \_\_\_\_\_ Second Avenue.
- The gas station is \_\_\_\_\_ Second Avenue and Grand Street.
- The library is \_\_\_\_\_ the coffee shop and the bus stop.

### 4 Pronunciation Word stress

 Listen and repeat. Notice the stress on the first or last syllable.

bookstore

newsstand

across

coffee

station

between

corner

subway

hotel

### 5 Speaking Where's the drugstore?

**A PAIR WORK** Add these four places to the map in Exercise 1. Then ask and answer questions about their locations.



drugstore



post office



police station



department store


A: Where's the drugstore on your map?

B: It's next to the bank. Where is it on your map?

**B PAIR WORK** Where are the places in your town? Tell your partner.

### 6 Keep talking!

Student A go to page 141 and Student B go to page 142 for more practice.

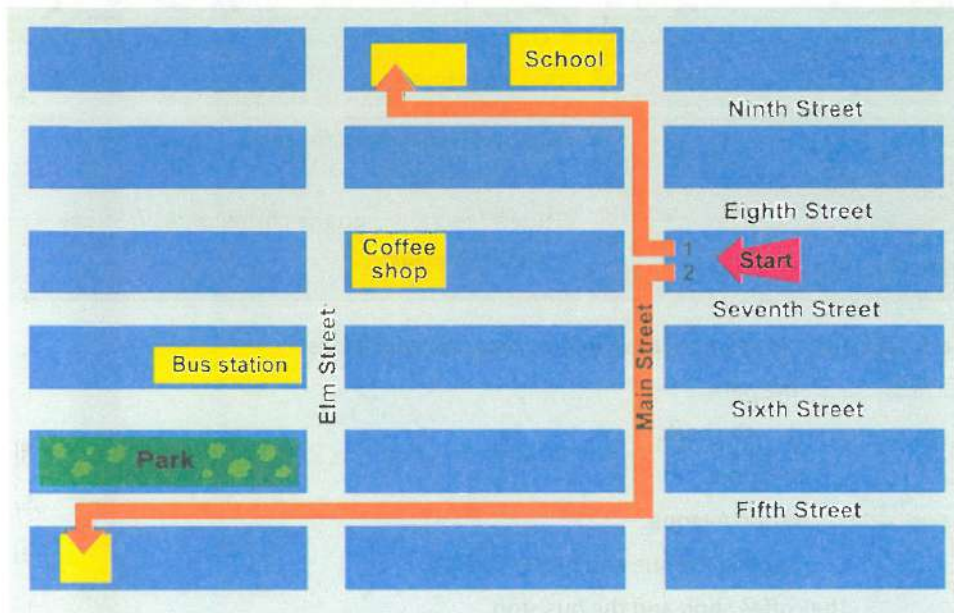
I can give the locations of neighborhood places. 



# 3 How do I get to ...?

## 1 Giving directions

A Listen and repeat.



**1**  
Go up Main Street.  
Turn left on Ninth Street.  
Go one block.  
It's on the right, next to a school.

**2**  
Walk down Main Street.  
Take a right on Fifth Street.  
Walk two blocks.  
It's on the left, across from the park.

B **PAIR WORK** Give directions from *Start* to the coffee shop and the bus station.

## 2 Interactions Directions

A Listen and practice.



**Alex** Excuse me. How do I get to the park?

**Laura** Go down Seventh Street and take a left on Elm Street. Walk one block to Sixth Street. It's on the right, across from the bus station.

**Alex** Turn left on Elm Street?

**Laura** Yes.

**Alex** Great! Thank you very much.

B Listen to the expressions. Then practice the conversation again with the new expression.

Asking for directions

How do I get to ... ?

How can I get to ... ?

### 3 Grammar There is, there are

There's a museum.

There isn't an amusement park.

Is there an aquarium in this city?

Yes, there is. No, there isn't.

Contraction There's = There is

There are two swimming pools.

There aren't any good zoos in this city.


Are there any swimming pools near here?

Yes, there are. No, there aren't.

**A** Complete the questions about the city with *Is there a / an ... ?* or *Are there any ... ?*

Then compare with a partner.

- 1 Is there a \_\_\_\_\_ zoo?
- 2 \_\_\_\_\_ water parks?
- 3 \_\_\_\_\_ aquarium?
- 4 \_\_\_\_\_ museums?
- 5 \_\_\_\_\_ amusement park?
- 6 \_\_\_\_\_ movie theaters?



**B PAIR WORK** Ask and answer the questions in Part A.

Use the map on the right.

A: Is there a zoo?

B: Yes, there is. There's one zoo.

### 4 Speaking Is there ... ? Are there ... ?

**A PAIR WORK** Add two items to the chart. Then interview your partner. Check (✓) the places that are in his or her neighborhood, and ask for more information.

Places	Locations	Extra information
<input type="checkbox"/> movie theaters		
<input type="checkbox"/> museums		
<input type="checkbox"/> science center		
<input type="checkbox"/> swimming pool		
<input type="checkbox"/>		
<input type="checkbox"/>		

A: Are there any movie theaters in your neighborhood?

B: Yes, there's one. It's on University Avenue.

A: How often do you go there?

**B CLASS ACTIVITY** Tell the class about two interesting places in your partner's neighborhood.

### 5 Keep talking!

Go to page 143 for more practice.



# A great place to visit

## 1 Reading

A What are your favorite places to visit?

B Read the article. Where is the world's first escape room?

# ESCAPE ROOMS

Imagine! You are in a room with nine other people. Is it a hotel room, an old library, or even a castle? The door is closed, and you can't leave ...

Your job: find a key and escape the room. You have only 60 minutes. Is this a movie, a video game, or a bad dream? No – it's an escape room!

Every day, thousands of people visit escape rooms in cities around the world. To find the key and win the game, players answer questions and do puzzles. Players



share information and work in pairs or in groups – you need a team to escape the room!

In some games, there is only one room. In others, you travel through many rooms to escape. Sometimes there are even actors in the room to help you! Some rooms are simple, and most players escape in less than 60 minutes. But some are very difficult, and players hardly ever escape in time.

The world's first escape room is in Japan. But, today, there are more than 2,800 games in many countries.


C Read the article again. Answer the questions.

- 1 What do players find to escape a room?
- 2 How many people visit escape rooms every day?
- 3 How long do players have to escape?
- 4 How do players find the key to the door?
- 5 Who sometimes help the players?
- 6 How many escape rooms are there in the world?

Players find a key.

D **PAIR WORK** Do you want to visit an escape room? Why or why not?  
What's another fun adventure that you like?

## 2 Listening City information

- A**  Listen to three tourists ask for information about two places in the city.  
Write the places in the chart.

	Place 1	Place 2
1	movie theater	
2		
3		

- B**  Listen again. Which places are in the city? Circle the correct answers.




## 3 Writing and speaking Group poster presentation

- A** **GROUP WORK** Choose an interesting place in your city. What do you know about it?  
Make a list.

- B** **GROUP WORK** Create and design a poster about the place. Use your list from Part A.

# COME TO THE IMAGINE SCIENCE CENTER!

GREAT FOR KIDS, TEENS, AND ADULTS.

WE'RE OPEN EVERY DAY FROM 9:00 TO 6:00. • THERE'S A FREE AUDIO TOUR IN TEN LANGUAGES.  
THERE'S AN EXCELLENT CAFÉ IN THE MUSEUM. TRY OUR SCIENCE EXPERIMENTS.  
LEARN ABOUT PLANT LIFE. • THERE ARE OVER 10,000 BOOKS IN THE BOOKSTORE.

- C** **CLASS ACTIVITY** Present your posters. Ask and answer questions for more information.

A: The Imagine Science Center is a great place to visit.

B: It's open every day from 9:00 to 6:00.

C: There's a free audio tour. You can listen to the tour in ten languages.

D: Where is the Imagine Science Center?

C: It's at 367 First Avenue, near the park.



# Wrap-up

## 1 Quick pair review

### Lesson A **Brainstorm!**

Make a list of places in a neighborhood. How many do you know? You have one minute.

### Lesson B **Do you remember?**

Circle the correct answers. You have two minutes.

- A** Excuse me. Where / How do I get to the library from here?
- B** Walk up Third Avenue and turn / take left on Elm Street.
- A** Is the library on Elm Street?
- B** No, it's not. Go / Turn two blocks on Elm Street. Then take / walk a right on Main Street. The library is on / in the right.
- A** Thanks!

### Lesson C **Find out!**

What are two kinds of places both you and your partner like to visit in your city?

What are two kinds of places you don't like to visit? You have two minutes.

**A:** I like museums. Do you?

**B:** Not really. How about water parks? I love those!

**A:** I do, too!

### Lesson D **Guess!**

Describe a place to visit in your area, but don't say its name! Can your partner guess the name? Take turns. You have two minutes.

**A:** I go there with my friends on weekends.

**B:** Is it Mall Marina?

**A:** No. There are rides and games there.

**B:** Is it the amusement park, Fantasy Land?

**A:** Yes!

## In the real world

What zoos do you know? Go online and find information in English about a zoo. Then write about it.

- What is the name of the zoo? Where is it?
- What animals and exhibits are there?
- Can you watch videos or take a tour on the website?

### The San Diego Zoo

The San Diego Zoo is a famous zoo in California. You can see pandas there. You can also ...



# 9

# What are you doing?

## LESSON A

- Actions and prepositions
- Present continuous statements

## LESSON B

- Asking if someone can talk now
- Explaining that you can't talk now

## LESSON C

- Activities
- Present continuous questions

## LESSON D

- Reading: "Status Updates"
- Writing: My status update



## Warm Up

**A** Look at the pictures. Make six sentences about them.

**B** Which of these things do you do every day?



# A I'm looking for you.

## 1 Vocabulary Actions and prepositions

A Listen and repeat.



start



hold



look for



wave



sit



stand



run



end

B Listen and repeat.



behind



in



in front of



on



under

C **PAIR WORK** Tell your partner to sit and stand in different places in the classroom.  
Use the prepositions. Take turns.

"Stand in front of the door."

## 2 Language in context Meeting a friend

A Listen to Amy and Claudio meet at a soccer game. Where is Amy? Where is Claudio?

- Amy** Hi, Claudio. It's Amy. I'm standing under the scoreboard. Where are you?
- Claudio** I'm sitting in front of the big clock. Do you see me?
- Amy** No, I don't.
- Claudio** Well, I'm wearing a red shirt.
- Amy** But, Claudio, everyone is wearing a red shirt!



B What about you? Where do you usually meet your friends at big games or other events?

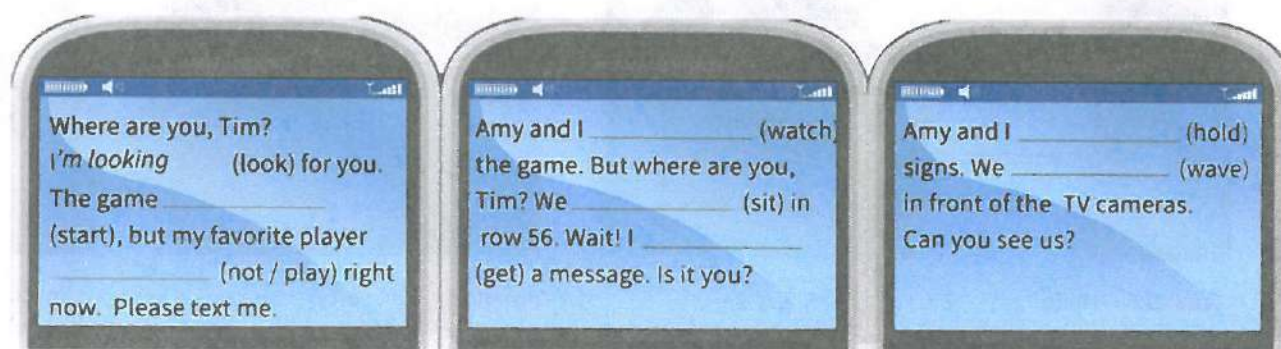
### 3 Grammar Present continuous statements

I'm standing under the scoreboard.  
You're running.  
He's sitting in front of the big clock.  
It's starting.  
We're holding scarves.  
They're playing soccer.

I'm not sitting.  
You're not walking.  
He's not standing.  
It's not ending.  
We're not waving.  
They're not playing tennis.

**Spelling**  
run → running  
sit → sitting  
wave → waving


**A** Complete Claudio's text messages with the present continuous forms of the verbs.



**B PAIR WORK** Make ten sentences about people in your class with the present continuous. Tell your partner.

"I'm sitting behind Eva. Lily and Mei are wearing sweaters."

### 4 Listening Someone is ...

 Listen to the sound effects. What is happening? Circle the correct answers.

- Someone is watching a game / watching a movie.
- Someone is getting up / going to bed.
- Someone is walking / running.
- Some people are playing tennis / playing soccer.
- The game is starting / ending.

### 5 Speaking Guess the action.

**GROUP WORK** Perform an action. Your group guesses it. Take turns.

cook	run	stand
play tennis	sit	watch TV
play the guitar	sleep	wave

A: You're dancing.

B: No, I'm not.


A: You're playing soccer.

B: Yes, that's right.

### 6 Keep talking!

Go to page 144 for more practice.




I can describe what people are doing right now. 



# B I can't talk right now.

## 1 Interactions Can you talk?

A Look at the pictures. What is Amanda doing?

B  Listen and practice.



**Amanda** Hello?

**Justin** Hi, Amanda. It's Justin. *Is this a good time to talk?*



**Amanda** Oh, sorry. I can't talk right now. I'm cooking dinner. Can I call you back?

**Justin** OK, sure. Talk to you later.

**Amanda** Thanks. Bye.

C  Listen to the expressions. Then practice the conversation again with the new expressions.

### Asking if someone can talk now

*Is this a good time to talk?*

*Can you talk right now?*

*Do you have a minute?*

### Explaining that you can't talk now

*I can't talk right now.*

*I'm busy right now.*

*This isn't a good time.*

D **PAIR WORK** Practice the conversation again with the reasons below.



clean



do my homework



watch a movie



wait for the doctor

## 2 Listening Do you have a minute?

**A**  Listen to four phone conversations. Number the questions you hear from 1 to 4.

- \_\_\_\_\_ Can you talk right now?      \_\_\_\_\_ Is this a good time to talk?  
 \_\_\_\_\_ Is this a good time?      1 Do you have a minute?

**B**  Listen again. Why can't each person talk right now? Write the reason.

- 1 Eric is having dinner.      3 Ji-won \_\_\_\_\_  
 2 Renee \_\_\_\_\_      4 Carmen \_\_\_\_\_

## 3 Speaking Role play

**A** Complete the sentences with reasons why you can't talk on the phone.

- I'm watching \_\_\_\_\_ I'm eating \_\_\_\_\_  
 I'm studying \_\_\_\_\_ I'm \_\_\_\_\_


**B** **PAIR WORK** Role-play the situations. Then change roles.

**Student A:** Answer the phone. Explain that you can't talk now and say why. Use the reasons from part A.

**Student B:** Call Student A. Identify yourself and ask if he or she can talk right now.



I can ask if someone can talk now. 

I can explain why I can't talk on the telephone. 



# C These days

## 1 Vocabulary Activities

A  Listen and repeat.




create a website



learn to drive



look for a job



study for an exam



study Italian



take a dance class



take tennis lessons



tutor a student

B **PAIR WORK** Which activities are fun? Which are not fun? Compare answers with a partner.

## 2 Conversation Old friends

 Listen and practice.

- Jill** Long time no see, Wendy!
- Wendy** Oh, hi, Jill!
- Jill** What are you doing these days?
- Wendy** I'm learning to drive. I'm also tutoring a student. Oh, and I'm taking a dance class.
- Jill** You sound really busy.
- Wendy** I am. How about you, Jill? Are you doing anything special these days?
- Jill** Yes, I am. I'm studying Italian.
- Wendy** Really? Why are you studying Italian?
- Jill** Because ... Oh, my phone is ringing. Hello? Sorry, Wendy. It's my new friend, Luigi.
- Wendy** Oh.
- Jill** Ciao, Luigi! Come stai?



### 3 Grammar Present continuous questions

What **are you doing** these days?

I'm learning to drive.

What class is Wendy **taking**?

She's taking a dance class.

Where **are they studying**?

They're studying online.

Are you doing anything special these days?

Yes, I am. No, I'm not.

Is she **tutoring** a student?

Yes, she is. No, she's not.

Are they **taking** tennis lessons?

Yes, they are. No, they're not.

**A** Complete the questions with the present continuous forms of the verbs. Then compare with a partner.

- 1 Are \_\_\_\_\_ you \_\_\_\_\_ taking \_\_\_\_\_ (take) music lessons these days?
- 2 What classes \_\_\_\_\_ you \_\_\_\_\_ (take)?
- 3 \_\_\_\_\_ you and your friends \_\_\_\_\_ (buy) new music these days?
- 4 What \_\_\_\_\_ your classmates \_\_\_\_\_ (learn) in this class?
- 5 What languages \_\_\_\_\_ you \_\_\_\_\_ (study)?
- 6 \_\_\_\_\_ you \_\_\_\_\_ (learn) to drive?

**B** **PAIR WORK** Ask and answer the questions in Part A.

Answer with your own information.



### 4 Pronunciation Intonation in questions

 Listen and repeat. Notice the intonation of *yes / no* and *Wh-* questions.

Are you watching a lot of TV?

What TV shows are you watching?

### 5 Speaking Busy lives

**CLASS ACTIVITY** Add two activities to the chart. Then find classmates who are doing each thing these days. Write their names and ask questions for more information.

Are you ... these days?	Name	Extra information
studying another language		
reading a good book		
watching a lot of TV		
taking any fun classes		
streaming a lot of music		

### 6 Keep talking!

Go to page 145 for more practice.




# D What's new?

## 1 Reading


**A** What are you and your classmates doing right now?

**B** Read the status updates. Which two people are waiting for other people?


WHAT'S YOUR STATUS?




SIGN UP LOGIN




**Donna Bristol** I'm standing under the JB Cola sign on Main Street. I'm waiting for my friend Hank. But Hank is never late! Hank?  
APR 19 8:33 P.M.




**Hank Jones** I'm standing in line. Donna, please wait!! I'm in a store on First Avenue. The line isn't moving.  
APR 19 8:50 P.M.




**Fernando Sanchez** I'm studying English. I'm doing grammar exercises online. I'm getting them all correct. Yay!  
APR 19 9:05 P.M.




**Zack Parker** I'm enjoying Singapore!! I love vacations! How are my friends in Chicago doing?  
APR 19 9:17 P.M.




**Hee-jin Park** I'm having a great evening. I'm at my favorite restaurant with my two friends, Alex and Eddie. We're waiting for dessert.  
APR 19 9:28 P.M.



**Jessica King** I'm looking for a good French dictionary. I'm taking a French class and need help with my vocabulary.  
APR 19 9:44 P.M.



**Arthur Henderson** I'm waiting for my daughter to come home. It's almost 10:00 p.m. Where are you, Lisa? You know the rules!  
APR 19 9:58 P.M.



**Lisa Henderson** I'm at a basketball game. Sorry, Dad. My favorite player is playing. 15 more minutes?  
APR 19 10:02 P.M.

Type your message here and hit enter

**C** Read the updates again. Complete the sentences with first names.

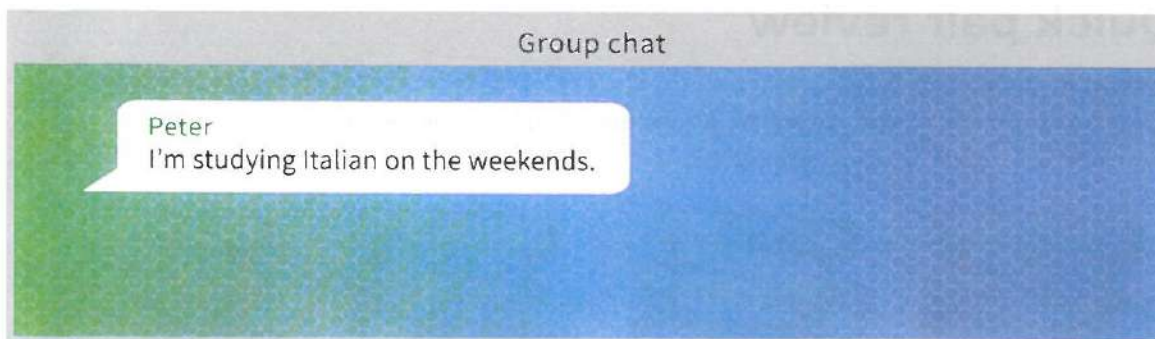
- |  |   |
|--|---|
| 1 <u>      Zack      </u> is on vacation.          | 4 <u>                    </u> is watching a basketball game.                |
| 2 <u>                    </u> is having dinner.    | 5 <u>                    </u> and <u>                    </u> are students. |
| 3 <u>                    </u> is standing in line. | 6 <u>                    </u> and <u>                    </u> are late.     |

**D PAIR WORK** How often do you write messages like the ones above? What do you write about? Tell your partner.

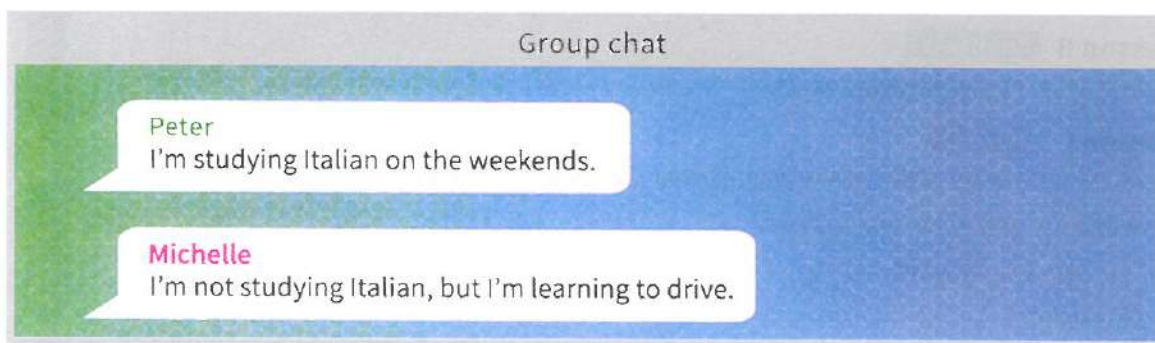
"I love status updates. I write them twice a day. I usually write about the new music I find online."

## 2 Writing My status update

**A** Write or tell your classmates in a group chat what you're doing right now or these days.



**B GROUP WORK** Pass your paper to the classmate on your right or send an update to the group. Read and respond to your classmate's update. Continue to pass, read, and respond to each classmate's update three times with different actions.



## 3 Speaking Makoto's Desk

**GROUP WORK** Look at Makoto's desk. What do you think he's doing these days?

**A:** I think he's studying French.

**B:** Right. And he's playing tennis.

**C:** Do you think he's drinking a lot of coffee?





# Wrap-up

## 1 Quick pair review

### Lesson A Do you remember?

Complete the sentences with the correct prepositions. You have one minute.



1 The ball is \_\_\_\_\_  
the bench.



2 The ball is \_\_\_\_\_  
the bench.



3 The ball is \_\_\_\_\_  
the bench.



4 The ball is \_\_\_\_\_  
the bench.

### Lesson B Brainstorm!

Make a list of phone expressions. How many do you know? You have two minutes.

### Lesson C Find out!

What are two things both you and your partner are doing these days? You have one minute.

A: What are you doing these days?

B: I'm taking tango lessons. Are you?

A: No, I'm not.

### Lesson D Guess!

Describe the clothes and actions of someone in your class, but don't say his or her name!

Can your partner guess the name? Take turns. You have two minutes.

A: He's wearing a baseball cap and talking to Angela right now.

B: Is it Sebastian?

A: Yes, it is.

## 2 In the real world

Go to a mall or park. What are people doing? Write about them.

### People in the Park

I am in the park. Two women are walking. One woman is wearing a red T-shirt. A man is sitting next to me. He is eating his lunch. He is also ...



### 3 Grammar Simple past regular verbs

I **listened** to music last Saturday.  
You **stayed** home.  
He **called** me on Saturday.  
We **laughed**.  
They **stayed** out late.

I **didn't** watch a movie.  
You **didn't** stay out late.  
He **didn't** call me on Sunday.  
We **didn't** cry.  
They **didn't** stay at home.

**Spelling**  
stay → stayed  
love → loved  
cry → cried  
shop → shopped

**A** Write sentences about the things Pedro did and didn't do last weekend.

#### Things to Do

✓ call Carmen      ✗ listen to music  
✓ watch a movie    ✓ upload photos  
✗ play basketball   ✗ shop for new clothes

1 Pedro called Carmen.

2 \_\_\_\_\_

3 \_\_\_\_\_

4 \_\_\_\_\_

5 \_\_\_\_\_


6 \_\_\_\_\_

**B** **PAIR WORK** Make true sentences about your weekend with the past forms of the verbs in Part A. Tell your partner.

### 4 Pronunciation Simple past -ed endings

**A**  Listen and repeat. Notice that some verbs have an extra syllable in the past tense.

Same syllable (most verbs)		Extra syllable (verbs ending in t and d)	
call / called		chat / chat·ted	
listen / listened		start / start·ed	
play / played		upload / upload·ed	

**B**  Listen. Complete the chart with the correct verbs.

download / downloaded	shop / shopped	visit / visited
post / posted	stay / stayed	watch / watched

### 5 Speaking A fun weekend

**A** Complete the phrases with your own ideas.

chat with \_\_\_\_\_ exercise \_\_\_\_\_ study \_\_\_\_\_ visit \_\_\_\_\_  
cook \_\_\_\_\_ look for \_\_\_\_\_ talk to \_\_\_\_\_ walk to \_\_\_\_\_

**B** **PAIR WORK** Tell your partner about the things you did and didn't do last weekend. Use the phrases from Part A to help you.

A: I chatted online with my friends last weekend. How about you?

B: I didn't chat online with my friends, but I called them.

### 6 Keep talking!

Go to page 146 for more practice.




# B You're kidding!

## 1 Interactions Expressing surprise

**A** Look at the pictures. What do you think Diego and Jasmine are talking about?

**B** Listen and practice.



**Diego** I checked plane tickets to go to Walt Disney World in May.

**Jasmine** Uh-huh.

**Diego** They're usually \$600, but right now they're \$350!

**Jasmine** You're kidding!

**Diego** I know. I didn't buy them, but I called my parents, and they liked the idea.

**Jasmine** That's great. I love that place.

**C** Listen to the expressions. Then practice the conversation again with the new expressions.

### Showing that you're listening

Uh-huh.

Oh?

Oh, yeah?

### Expressing surprise

Really?

What?

You're kidding!

**D** **PAIR WORK** Check (✓) the best responses. Then practice with a partner.

1 I watched a movie last night.

☒ Uh-huh.

☐ Really?

2 I listened to 500 songs yesterday.

☐ You're kidding!

☐ Oh?

3 I didn't study for the big test.

☐ Oh, yeah?

☐ What?

4 I played tennis with friends on Sunday.

☐ You're kidding!

☐ Oh, yeah?

## 2 Listening What a week!

A Listen to Diana tell her friend about the past week. Number the pictures from 1 to 4.



B Listen again. What surprises Diana's friend? Complete the sentences.

- 1 Diana didn't answer three questions.
- 2 Diana's boyfriend surprised her.
- 3 Julie didn't finish the homework.
- 4 Diana came home on Thursday.

## 3 Speaking Really?

A Match the sentences. Then compare with a partner.

- |  |                                  |
|--|----------------------------------|
| 1 Last night, I studied for my English test for five hours. <u>b</u> | a I watched them with my dad.    |
| 2 I just checked my email. <u>c</u>                                  | b But I didn't get a good score. |
| 3 Last week, I streamed two movies. <u>d</u>                         | c I'm learning Chinese.          |
| 4 On Thursday, I started a new class. <u>a</u>                       | d I have 100 new messages.       |

B **PAIR WORK** Role-play the situations in Part A. Then change roles.

Student A: Say the lines from Part A.

Student B: Show interest or express surprise.

A: Last night, I studied for my English test for five hours, but I didn't get a good score.

B: You're kidding! Why not?

C **PAIR WORK** Role-play new situations. Use your own ideas.

I can show that I'm listening.


I can express surprise.



## C

# Did you make dinner last night?

## 1 Vocabulary Things to do

A  Listen and repeat.



do laundry



do the dishes



get a haircut



go grocery shopping



have a party



make dinner



see a play



see friends



sleep

B **PAIR WORK** How often do you do the things in Part A? Tell your partner.

"I do laundry once a week. I do the dishes every day ..."

## 2 Conversation Last night

 Listen and practice.

- Mindy** Hi, Pete. Did you see Jennifer last night?  
**Pete** Yes, I did. But the day didn't go so well.  
**Mindy** Really? What happened?  
**Pete** Well, I did my laundry yesterday morning, but my favorite white shirt turned pink.  
**Mindy** You're kidding!  
**Pete** Then I got a haircut, but I really didn't like it.  
**Mindy** Oh, yeah? Did you make dinner for Jennifer?  
**Pete** Well, I slept for a while, so I didn't go grocery shopping.  
**Mindy** Oh. Did you eat anything?  
**Pete** Yeah, we did. Jennifer bought a pizza for us.  
**Mindy** Really?



### 3 Grammar Simple past irregular verbs; yes / no questions

I **saw** Jennifer last night.

She **bought** a pizza.

They **ate** a pizza.

I **didn't see** Jennifer last week.

She **didn't buy** soup.

They **didn't eat** salad.

Did you see Jennifer last night?

Yes, I **did**. No, I **didn't**.

Did she **buy** dinner?

Yes, she **did**. No, she **didn't**.

Did they **eat** dinner?

Yes, they **did**. No, they **didn't**.

- A** Complete the conversation with the simple past tense form of the verbs. Then practice with a partner.

**A** Hey, Pablo. Did you do (do) today's homework?

**B** I                     . I                     . (not / have) time.

**A** Really? Why not?

**B** I                      (see) some friends yesterday. We                      (eat) lunch, and then we                      (go) to the mall.

**A** Oh, yeah?                      you                      (buy) any clothes?

**B** I                      (not / buy) anything! So,                      you                      (do) your homework?

**A** Yes, I did. And no, you can't see it!

#### Common irregular verbs

buy → bought	have → had
do → did	make → made
drink → drank	meet → met
drive → drove	read → read
eat → ate	see → saw
fall → fell	sleep → slept
get → got	take → took
go → went	write → wrote

Go to page 152 for a list of more irregular verbs.

- B** Put the words in order to make questions. Then compare with a partner.

1 last night / you / see / did / your friends

Did you see your friends last night?

2 go / last weekend / you / did / grocery shopping

3 watch / you / a movie / did / last night

4 yesterday / stay home / you / did

5 make dinner / did / on Thursday / you

6 you / did / last Saturday / have a party

- C** **PAIR WORK** Ask and answer the questions in Part B. Answer with your own information.

**A:** Did you see your friends last night?

**B:** Yes, I did. I saw two friends. We ate out at a restaurant.

### 4 Speaking Did you?

- A** **PAIR WORK** Add two past time expressions to the list. Then ask and answer *Did you ... ?* questions with each time expression. Take notes.

**A:** Did you make dinner last night?

**B:** Yes, I did. Did you do laundry last night?

**A:** No, I didn't.

Past time expressions	
last night	last week
yesterday	last weekend

- B** **GROUP WORK** Tell your group about your partner's answers. Did anyone do anything interesting?

### 5 Keep talking!

Go to page 147 for more practice.

I can talk about routine events in the past. 




# I saw a great movie.

## 1 Reading 🎧


A Do you read the review of a movie before you watch it? Or do you think it spoils the fun?

B Read Matt's review and the comments people made. Who liked the movie?



### Matt's Movie Reviews

[HOME](#)
[REVIEWS](#)
[CONTACT ME](#)



#### Too Young to Love

On Friday, my friend Naomi and I hung out together. We had a very good time. We saw a great old movie at the Cineplex. They are showing old movies all month. Did anyone see *Too Young to Love*? I loved it! It's a story about two young people who are in love. Their parents think they are too young, so they can't get married. It's not a sad movie. It's really funny! We laughed a lot.

MONDAY, 11:00

**CGIRL** I saw *Too Young to Love*. I also saw the play. Both are good. See the movie and the play.

MONDAY, 11:26 A.M.

**OSCAR** *Too Young to Love*?! You're kidding! I hated the movie, but I liked the music. The sound track had some really good old songs.

MONDAY, 1:00 P.M.

**TOMAS** My friend and I saw it. She laughed. I cried because I paid for the tickets, and I didn't like it at all.

TUESDAY, 7:00 A.M.

**JOE C** I liked *Too Young to Love*. I saw three old movies at the Cineplex last month, and I really liked all of them.

TUESDAY, 12:45 P.M.

**MARIA** What?! *Too Young to Love*?! I hated the movie, but I loved the book.

TUESDAY, 1:15 P.M.

C Read the blog again. Correct the false sentences.

1 Matt saw the movie on Saturday.

Matt saw the movie on Friday.

2 Oscar hated the music.

3 Tomas liked *Too Young to Love*.

4 Joe C didn't see any movies at the Cineplex last month.

5 Maria hated the book *Too Young to Love*.

D **PAIR WORK** Do you or your friends ever post reviews of movies, food, or places you visit online? What do you post about? Tell your partner.

"My friend Rosa reviews every restaurant she goes to. She is a hard critic!"

## 2 Writing A blog post

**A** Choose one day last week. Complete the chart with information about the things you did that day.

Day	Activities	Places	Other information

**B** Write a blog post about that day. Use the model and your answers in Part A to help.

**C** **PAIR WORK** Share your post. Ask and answer questions for more information.  
 "Did you have a good time? Did you eat out?"

### Friday

After class, I met my friend Terry.  
 We went shopping at the mall. I bought a new watch. I didn't pay much for it, but I really like it. I went home at 8:00 p.m.

## 3 Listening A busy week

**A** Listen to Matt talk about last week. What activities did he do? Check (✓) the correct answers.

- |  |  |  |
|--|--|--|
| <input type="checkbox"/> did laundry             | <input type="checkbox"/> made dinner       | <input type="checkbox"/> read books      |
| <input checked="" type="checkbox"/> got up early | <input type="checkbox"/> played soccer     | <input type="checkbox"/> stayed out late |
| <input type="checkbox"/> got up late             | <input type="checkbox"/> played the guitar | <input type="checkbox"/> worked          |

**B** Listen again. What activities did Matt enjoy? Circle the activities above.

## 4 Speaking I played in a band last year.

**A** **CLASS ACTIVITY** Add two past activities to the chart. Then find classmates who did each thing. Write their names and ask questions for more information.

Find someone who ...	Name	Extra information
bought a cell phone last year		
got a haircut last week		
saw a friend yesterday		
made dinner last night		
watched a game on TV last weekend		
wrote a blog post yesterday		

A: Did you buy a cell phone last year, Alex?

B: Yes, I did.

**B** **GROUP WORK** Share your information.

"Alex bought a cell phone last year."



# Wrap-up

## 1 Quick pair review

### Lesson A Find out!

What are three things both you and your partner did after class yesterday?

What are three things you didn't do? You have two minutes.

A: I walked home after class yesterday. Did you?

B: Yes, I did. I watched TV at home. Did you?

A: No, I didn't. I listened to music.

### Lesson B Do you remember?

Circle the correct answers. You have two minutes.

1 A I listened to all of Taylor Swift's songs today.

B Oh? / You're kidding! All of them?  
She has a lot!

2 A Janet uploaded photos from the party.

B Uh-huh. / Really? I know. I looked at them  
this morning.

3 A Charlie's band played at The Red Room  
downtown on Saturday night!

B What? / Oh? No way! That's so cool!  
I didn't know that.

4 A I visited my grandmother last weekend.

B You're kidding! / Oh, yeah? How is she doing?

### Lesson C Test your partner!

Say eight irregular verbs in the simple present. Can your partner write the simple past forms of the verbs correctly? Check his or her answers. You have two minutes.

- |         |         |         |         |
|---------|---------|---------|---------|
| 1 _____ | 3 _____ | 5 _____ | 7 _____ |
| 2 _____ | 4 _____ | 6 _____ | 8 _____ |

### Lesson D Guess!

Make two true sentences and one false sentence about your activities last week. Can your partner guess the false sentence? Take turns. You have two minutes.

A: I watched 20 movies last week. I played basketball in the park. I saw a play.

B: You didn't watch 20 movies.

A: You're right. I only watched 12.

## 2 In the real world

Did anyone else do the same things as you yesterday? Go online and find three English-speaking bloggers who did the same activities as you yesterday. Then write about them.

- What activities did both you and the bloggers do yesterday?
- What are the bloggers' names? Where are they from?

### Bloggers and Me

I played basketball yesterday. Three bloggers also played basketball yesterday.

Diego is from California. He played basketball with his brother.



# 11

# Getting away

## LESSON A

- Adjectives
- Past of *be*

## LESSON B


- Reacting to good news
- Reacting to bad news

## LESSON C

- Vacation activities
- Simple past *Wh*-questions

## LESSON D

- Reading: "Travel Tales"
- Writing: A postcard



## Warm Up

- A** Do you know any of these places? Which ones?
- B** What are some popular places to visit in your country? In your city?



# A Where were you?

## 1 Vocabulary Adjectives

A  Listen and repeat.



exciting / fun / great



all right / OK / so-so



awful / terrible



boring



interesting



noisy



quiet

B **PAIR WORK** Think of things that each adjective describes. Discuss your ideas.

A: Sports are exciting.

B: Basketball is exciting, but I think soccer is boring.

## 2 Language in context Quick getaways

A  Listen to four people talk about recent trips. Number the pictures from 1 to 4.

1 We went on a school trip last week. We went to a theater and saw an exciting play. The actors were great.

—Olivia

3 I was at my brother's apartment last weekend. He doesn't have a TV or a computer. It was quiet and kind of boring.


—Brian

2 We just had a three-day weekend. I went away with my family. It was a fun trip, but our hotel wasn't very nice. In fact, it was terrible.

—Ichiro

4 My friend and I went on a day trip last week. We took a local bus to an old town. The bus was awful and noisy, but the trip was interesting. Look what I bought!

—Eleanor



B Did each person like his or her trip? Why or why not?

### 3 Grammar Past of be

Where **were** you last weekend?  
I **was** at my brother's apartment.

How **was** your weekend?  
It **was** quiet and kind of boring.

I / he / she / it      you / we / they  
**was**                      **were**

Was your trip interesting?  
Yes, it **was**.      No, it **wasn't**.

Were the people nice?  
Yes, they **were**.      No, they **weren't**.

Contractions  
**wasn't** = was not      **weren't** = were not

**A** Complete the guest comment card with *was*, *were*, *wasn't*, or *weren't*. Then compare with a partner.

#### Guest comments

My wife, son, and I       were       guests at your hotel last week. Unfortunately, we                      happy with our room. The room                      clean, and the beds                      awful. And the room                      near the street. The noise                      terrible in the early morning. But the people at the hotel                      great, so that                      good!

**B** Read the answers. Write the questions. Then practice with a partner.

- 1 How was your weekend?      It was great.
- 2         Yes, my weekend was interesting.
- 3         I was on a trip.
- 4         No, I wasn't at the theater on Friday.
- 5         Yes, I was at home on Sunday afternoon.
- 6         My parents were in Tahiti.

**C** **PAIR WORK** Ask and answer the questions in Part B. Answer with your own information.

### 4 Speaking Where were you last Friday night?

**A** **PAIR WORK** Interview your partner. Take notes.

Where were you ... ?	Location	Extra information
at this time yesterday		
on your birthday		
on New Year's Eve		
last Friday night		

**B** **GROUP WORK** Tell your group about your partner's answers. Who was in an interesting place? Who did interesting things?

### 5 Keep talking!

Go to page 148 for more practice.



# 3 That's great!

## 1 Good news, bad news

A Listen and repeat.



I got a promotion.



I lost my wallet.



I missed my flight.



I was sick.



I won a contest.

B **PAIR WORK** Which things are good news? Which are bad news? Can you think of other examples? Discuss your ideas.

## 2 Interactions Reacting to news

A Listen and practice.



Meg Did you have a good weekend?

Joe Yes! It was my sister's birthday, so we went to the beach.

Meg Really? **That's great!**



Joe And how was your weekend?

Meg It wasn't so good. I lost my phone.

Joe **Oh, no!** What happened?

B Listen to the expressions. Then practice the conversation again with the new expressions.

### Reacting to good news

That's great!

That's excellent!

That's awesome!

### Reacting to bad news

Oh, no!

That's too bad.

That's terrible!


C **PAIR WORK** Practice the conversation again with the examples from Exercise 1. React to the news.

A: Did you have a good weekend?

B: Yes! I got a promotion, so I went shopping.

### 3 Listening A short trip

A Listen to Sam tell a friend about a short trip. Number the pictures from 1 to 6.



B Listen again. Was Sam's trip great, good, bad, or awful?

### 4 Speaking That's ... !

A Write three good things and three bad things that happened to you last week.

	Good things that happened	Bad things that happened
1		
2		
3		

B **CLASS ACTIVITY** Ask your classmates about their week. React to the news.

A: Did you do anything interesting last week?

B: Well, I started a new job.

A: That's excellent!

B: Yeah. But I lost my cell phone.

A: That's terrible!



# C My vacation

## 1 Vocabulary Vacation activities

A  Listen and repeat.



buy souvenirs



go sightseeing



go to a festival



go to the beach



relax



shop in markets



take a tour



take pictures

B **PAIR WORK** Did you do any of the activities in Part A on your last vacation? Tell your partner.

"On my last vacation, I bought souvenirs and took pictures. I didn't go to the beach."

## 2 Conversation Back from vacation

 Listen and practice.

- Dave** How was your vacation, Kate?
- Kate** Oh, it was exciting. We had a great time.
- Dave** Where did you go?
- Kate** I went to Veracruz, Mexico.
- Dave** That's great. Who did you travel with?
- Kate** My sister.
- Dave** When did you get back?
- Kate** Last night. I got home at midnight.
- Dave** Really? That's late! So, what did you do there?
- Kate** Well, we went to a festival called *Carnaval*. We also shopped in local markets and took lots of pictures. Look, I bought you a souvenir.
- Dave** Thanks! I love it!



### 3 Grammar Simple past *Wh-* questions

Where did you go on vacation?

I went to Veracruz, Mexico.

When did you get back?

Last night.

Who did you travel with?

My sister.

What did you do there?

We went to a festival and shopped.

Why did you go to Veracruz?

Because the festival is famous.


How did you get to Veracruz?

By plane.

Match the questions and the answers. Then practice with a partner.

- |  |                                  |
|--|----------------------------------|
| 1 Where did you go on vacation? <u>f</u> | a We got back last week.         |
| 2 Who did you go with? _____             | b We took the bus and the train. |
| 3 When did you get back? _____           | c We relaxed and took pictures.  |
| 4 What did you do on vacation? _____     | d Because I have friends there.  |
| 5 Why did you go to Vietnam? _____       | e I went with my brother.        |
| 6 How did you travel in Vietnam? _____   | f I went to Vietnam.             |

### 4 Pronunciation Reduction of *did you*

**A**  Listen and repeat. Notice how *did you* is pronounced /dɪdʒə/ after *Wh-* question words.

Where did you go?

What did you do?

When did you get back?

**B** **PAIR WORK** Practice the questions in the grammar chart. Reduce *did you* to /dɪdʒə/ after *Wh-* question words.

### 5 Speaking What a vacation!

**A** Answer the questions.

- Where did you go on your last vacation? \_\_\_\_\_
- Who did you go with? \_\_\_\_\_
- When did you go? \_\_\_\_\_
- What did you do there? \_\_\_\_\_
- How did you travel? \_\_\_\_\_
- Did you buy anything? \_\_\_\_\_
- What did you like about the vacation? \_\_\_\_\_
- What didn't you like about the vacation? \_\_\_\_\_

**B** **GROUP WORK** Tell your group about your last vacation. Ask and answer questions for more information.

### 6 Keep talking!


Go to page 149 for more practice.



fly → flew



take a boat → took a boat

I can talk about my last vacation. 









# D Travel experiences

## 1 Reading

**A** How often do you go on vacation? Where do you go?

**B** Read the travel blog posts. What country is each person visiting?



TRAVEL TALES

	<p>I'm here in Chiang Mai, Thailand. Yesterday, I went on a short elephant ride. There was a man on the elephant in front of me. His name was Alan Johnson. My name is Alan Johnson, too!</p> <p>POSTED ON OCTOBER 12, 10:30 A.M.</p> <p><b>ALAN JOHNSON</b></p>
	<p>My sister and I are in Paris, France. It's our first trip overseas. We went to an outdoor café the other day, and Johnny Depp was at the next table. How exciting!</p> <p>POSTED ON OCTOBER 14, 6:48 P.M.</p> <p><b>MARY O'CONNOR</b></p>
	<p>I'm here with my parents at a hotel in Miami, Florida. We came to visit our relatives. We all went to bed last night at about midnight. At 3:00 in the morning, we heard a fire alarm.</p> <p>POSTED ON OCTOBER 15, 8:06 A.M.</p> <p><b>ANITA GONZALEZ</b></p>
	<p>I'm in Granada, Nicaragua. I came here to help build houses. It's a great country. We finished our first house yesterday. We're not staying in a hotel. We're staying in a school.</p> <p>POSTED ON OCTOBER 21, 9:12 P.M.</p> <p><b>DIANE NICHOLSON</b></p>

**C** Read the blog posts again. What is the last sentence of each post? Number the posts from 1 to 4.

- 1 Last night, we all slept in one big room!
- 2 He was nice to us, and I have a cool photo now.
- 3 I can't believe that we have the same name!
- 4 We ran down to the street and were fine.

**D PAIR WORK** What adjectives describe each travel experience? Discuss your ideas.

**A:** I think Alan Johnson's trip was very exciting!

**B:** Me, too. I love elephants, and Thailand is an interesting country.

## 2 Listening Three different trips

- A** Listen to three people talk about their vacations. How do they describe them? Check (✓) the correct answers.

	How were their vacations?	What was one thing they liked?
1	<input type="checkbox"/> awful <input checked="" type="checkbox"/> great <input type="checkbox"/> boring <input type="checkbox"/> so-so	shopping
2	<input type="checkbox"/> fun <input type="checkbox"/> OK <input type="checkbox"/> interesting <input type="checkbox"/> terrible	
3	<input type="checkbox"/> awful <input type="checkbox"/> exciting <input type="checkbox"/> boring <input type="checkbox"/> great	

- B** Listen again. What did they like about their trips? Write one thing for each person in the chart.

## 3 Writing and speaking A postcard

- A** Read Sofia's postcard to Jack about her vacation.

Dear Jack,

Linda and I are having a great time here in Morocco. We took a train from Casablanca to Marrakech yesterday. Last night, we went to a big "souk," or market. We walked around the market for hours! I bought a nice souvenir for you.

See you soon!  
Sofia



- B** Write a postcard to a friend or family member about an experience you had on vacation. Use the model in Part A to help you.
- C** **CLASS ACTIVITY** Post your postcards around the room. Read your classmates' postcards. Then write questions about five postcards that interest you.
1. Eddie – What did you buy for your sister?
  2. Jung-woo – Who did you travel with?
  3. Marcus – When did you take this vacation?
- D** **CLASS ACTIVITY** Find the classmates who wrote the five postcards. Ask them your questions.
- A: Eddie, what did you buy your sister?  
B: I bought a scarf.  
A: I see, thanks. Excuse me, Jung-woo, who did you travel with?



# Wrap-up

## 1 Quick pair review

### Lesson A **Brainstorm!**

Make a list of adjectives. How many do you know? You have one minute.

### Lesson B **Do you remember?**

Check (✓) the correct answers. You have one minute.

- |                                   |   |  |
|-----------------------------------|---|--|
| 1 I won a free ticket to Jamaica. | <input checked="" type="checkbox"/> That's great! | <input type="checkbox"/> Oh, no!           |
| 2 I lost my cell phone.           | <input type="checkbox"/> That's terrible!         | <input type="checkbox"/> That's excellent! |
| 3 My sister missed her flight.    | <input type="checkbox"/> That's awesome.          | <input type="checkbox"/> That's too bad.   |
| 4 Charlie met Leonardo DiCaprio.  | <input type="checkbox"/> Oh, no!                  | <input type="checkbox"/> That's great!     |

### Lesson C **Find out!**

What are two things both you and your partner did on your last vacation?

You have two minutes.

A: Did you go sightseeing on your last vacation?

B: Yes, I did. How about you?

A: Yes, I went sightseeing, too.

### Lesson D **Test your partner!**

Describe a vacation. Can your partner draw a postcard of your vacation?

Check his or her drawing. You have two minutes.

"Last year, my sister and I went to Madrid, Spain.

We shopped in El Rastro Market and went to art museums."

## 2 In the real world

Do you ever read travel blogs? Go online and find a travel blog in English. Then write about it.

- Where did the blogger go?
- When did he or she go there?
- What did he or she do there?

### Kelly's Travel Blog

Kelly is a blogger from Canada. Last week, she went on vacation to Scotland. She went sightseeing in Glasgow. She went to ...





# 12

# Time to celebrate

## LESSON A

- Months and dates
- *Be going to*; yes / no questions

## LESSON B

- Declining an invitation
- Accepting an invitation

## LESSON C

- Party checklist
- *Wh-* questions with *be going to*; object pronouns

## LESSON D

- Reading: "Birthday Traditions"
- Writing: A thank-you note



## Warm Up

**A** Label the pictures with the correct words.

birthday graduation holiday ✓ wedding

**B** What special events do you celebrate?



# A I'm going to get married.

## 1 Vocabulary Months and dates

A  Listen and repeat.

January	February	March	April	May	June
July	August	September	October	November	December

1st	first	9th	ninth	17th	seventeenth	25th	twenty-fifth
2nd	second	10th	tenth	18th	eighteenth	26th	twenty-sixth
3rd	third	11th	eleventh	19th	nineteenth	27th	twenty-seventh
4th	fourth	12th	twelfth	20th	twentieth	28th	twenty-eighth
5th	fifth	13th	thirteenth	21st	twenty-first	29th	twenty-ninth
6th	sixth	14th	fourteenth	22nd	twenty-second	30th	thirtieth
7th	seventh	15th	fifteenth	23rd	twenty-third	31st	thirty-first
8th	eighth	16th	sixteenth	24th	twenty-fourth		

B **CLASS ACTIVITY** When is your birthday? Stand in the order of your birthdays, from the first to the last in the year.

A: My birthday is July twenty-eighth.

B: Mine is July twentieth. You're next to me.

## 2 Language in context Special days

A  Listen to three people talk about special days. What are the dates of the special days?



I'm going to graduate from high school on June 8th. I'm going to start college in September.

—Sarah



My eightieth birthday is on August 21st. I'm going to go skydiving for the first time. I can't wait!

—Walter



My boyfriend, Kenta, and I are going to get married on October 16th. We're going to have a big wedding.

—Mari

B What about you? What days of the year are special to you? Why?

### 3 Grammar Be going to; yes / no questions

I'm going to graduate on June 8th.  
 I'm not going to start college in July.  
 Walter's going to go skydiving.  
 He's not going to play basketball.  
 Mari and Kenta are going to get married.  
 They're not going to have a small wedding.

Are you going to start college?  
 Yes, I am. No, I'm not.  
 Is Walter going to go skydiving?  
 Yes, he is. No, he isn't.  
 Are they going to have a big wedding?  
 Yes, they are. No, they aren't.

#### A Complete the conversation with the correct forms of *be going to*.

Then practice with a partner.

- A Are you going to graduate (graduate)  
 from college this year?  
 B Yeah, on May 30th. My parents (have)  
 a big party for me.  
 A Great! the party (be)  
 at their house?  
 B No, it (not / be) at the house.  
 They (have) it at a restaurant.  
 A you (get) a job right away?  
 B No, I'm not. First, I (travel).  
 Then I (look) for a job.

#### B PAIR WORK Ask and answer three *Are you going to ... ?* questions. Answer with your own information.



### 4 Pronunciation Reduction of *going to* before verbs

#### A Listen and repeat. Notice how *going to* is reduced to /gənə/ in informal spoken English.

Are you *going to* do anything special? Yes. I'm *going to* go skydiving.

#### B PAIR WORK Practice the sentences in the grammar chart. Reduce *going to* to /gənə/.

### 5 Speaking Three special days


#### A Write the dates and your plans for three special days or holidays next year.

	Special day: _____	Special day: _____	Special day: _____
Dates			
Plans			

#### B PAIR WORK Tell your partner about your special days. Ask and answer questions for more information.

### 6 Keep talking!

Go to page 150 for more practice.

I *car* talk about my plans for specific dates. 



# B Sure. I'd love to.

## 1 Interactions Invitations

A How often do you go to the movies with your friends?

B  Listen and practice.



Bill Hello?

Brandon Hey, Bill. It's Brandon. Listen, do you want to see a movie tonight?

Bill Tonight? **I'm sorry. I can't.**

Brandon Oh, OK. Well, maybe some other time.

Melissa Hello?

Brandon Hi, Melissa. This is Brandon. Do you want to see a movie tonight?

Melissa A movie? **Sure. I'd love to.**

Brandon Great.

C  Listen to the expressions. Then practice the conversation again with the new expressions.

### Declining an invitation

I'm sorry. I can't.

I'm afraid I can't.

I'm really sorry, but I can't.

### Accepting an invitation

Sure. I'd love to.

Sounds good.

Yeah. That sounds great.

D **PAIR WORK** Practice the conversations again with the activities below.

get some ice cream   hang out   play video games   watch TV


A: Hello?

B: Hey, Bill. It's Brandon. Listen, do you want to get some ice cream tonight?

## 2 Listening I'd love to, but ...

A  Listen to four people invite their friends to do things tonight. Number the pictures from 1 to 4.



B  Listen again. Do the friends accept or decline the invitations? Check (✓) the correct answers.

1 ☒ accept  
☐ decline

2 ☐ accept  
☐ decline

3 ☐ accept  
☐ decline

4 ☐ accept  
☐ decline

## 3 Speaking Do you want to hang out?

**CLASS ACTIVITY** "Call" your classmates and invite them to do something with you right now. Your classmates accept the invitations or decline them with excuses. Use the ideas below or your own ideas.

go out for coffee	I'm cooking dinner.	Oh, that's OK.
go to a party	I'm not feeling well.	Maybe next time.
see a movie	I'm eating lunch.	I'm sorry you can't make it.
go to the mall	I'm studying for an exam.	OK, I understand.
hang out	I'm doing my homework.	That's all right.
go shopping	I'm working late tonight.	No problem.

A: Hello?

B: Hi, it's me. Do you want to go to the mall?

A: I'm really sorry, but I can't. I'm not feeling well.

B: OK, I understand. Maybe next time.



# C Planning a party

## 1 Vocabulary Party checklist

**A** Match the things on the checklist and the pictures. Then listen and check your answers.

### THINGS TO DO

- 1 ☒ bake a cake
- 2 ☐ buy a gift
- 3 ☐ choose the music
- 4 ☐ decorate the room
- 5 ☐ make a guest list
- 6 ☐ plan the menu
- 7 ☐ prepare the food
- 8 ☐ send invitations



**B PAIR WORK** When is a good time to do each thing in Part A? Discuss your ideas.

2 weeks before the party	2-3 days before the party	the morning of the party
1 week before the party	the day before the party	1 hour before the party

"A good time to make a guest list is two weeks before the party."

## 2 Conversation I can bake!

Listen and practice.

- Andrea** We have a lot of things to do for Eric's birthday party. Look, I made a checklist.
- Mark** Good idea. Who's going to help us?
- Andrea** Rosario. She's going to send the invitations.
- Mark** How is she going to send them?
- Andrea** By email.
- Mark** Good. That's easy. What are we going to buy for Eric?
- Andrea** Let's get him a sweater.
- Mark** Great. Who's going to bake the cake?
- Andrea** I'm going to bake it.
- Mark** Um, do you think that's a good idea?
- Andrea** Hey, I can bake!
- Mark** OK.



### 3 Grammar Wh- questions with *be going to*; object pronouns

What are we going to buy Eric?

Who's going to bake the cake?

How is she going to send the invitations?

Let's get him a sweater.

Andrea's going to bake it.

She's going to send them by email.

Subject I you he she it we they

Object me you him her it us them

**A** Complete the conversation with the correct forms of *be going to*. Then practice with a partner.

**A** What time are you going to go (go) to Eric's birthday party?

**B** I am going to go (go) to the party at 6:45.

**A** How are you going to get (get) there?

**B** My friend Jason is going to drive (drive). Do you want a ride?

**A** Um, sure, thanks! What are you going to do (do) after the party?

**B** Jason and I are going to go (go) out. I think we are going to see (see) a movie.

**B** Rewrite the sentences. Use object pronouns. Then compare with a partner.

1 He's not going to invite Mary. He's not going to invite her.

2 Let's call Bill and Ami again. Let's call them again.

3 I'm going to see Eric tomorrow. I'm going to see him tomorrow.

4 He's going to help Debbie and me. He's going to help her.

5 We're going to buy the present tomorrow. We're going to buy it tomorrow.

6 Call Rosario at 5:00. Call her at 5:00.

**C** **CLASS ACTIVITY** Ask your classmates what they're going to do tonight. Answer with your own information.

### 4 Speaking Let's decide together.

**A** **PAIR WORK** Discuss the situations.

Your classmate Masao is in the hospital. He has nothing to do. What are you going to bring him?

You're planning your friend's birthday party. Where is it going to be? What are you going to eat and drink?

You want music for your teacher's birthday party. What songs are you going to play? How are you going to listen to them?

**A:** What are we going to bring to Masao?

**B:** Let's bring him a new video game.

**A:** That's a great idea. How about ... ?

**B** **GROUP WORK** Share your ideas with another pair. Ask and answer questions for more information.

### 5 Keep talking!

Go to page 151 for more practice.



# D Birthdays

## 1 Reading

**A** What was the last party you went to? What did you do at the party?

**B** Read the article. Which birthdays are special in each country?

### NIGERIA

In Nigeria, the first, fifth, tenth, and fifteenth birthdays are very special. To celebrate these birthdays, people have big parties and invite up to 100 people. They eat "jollof rice." This is rice with tomatoes, red peppers, onions, and cassava, a kind of potato.



### JAPAN

The third, fifth, and seventh birthdays are very important in Japan. Every year on November 15th, three-year-old boys and girls, five-year-old boys, and seven-year-old girls celebrate the *Shichi-go-san* (Seven-five-three) Festival. They usually wear traditional clothes and eat "thousand-year candy" for a long life.



## BIRTHDAY TRADITIONS AROUND THE WORLD

### ECUADOR

In Ecuador, a family has a big party when a girl turns 15 years old. The birthday girl wears a dress, and her father puts her first pair of high-heeled shoes on her. Then he dances with her. Fourteen other girls dance with fourteen other boys at the same time.



### SOUTH KOREA

Parents in South Korea sometimes try to guess a child's future on his or her first birthday. They put the child in front of some objects, such as a book and a coin. They wait to see which object the child takes. For example, a book means the child is going to be a teacher. A coin means the child is going to have a lot of money.



**C** Read the article again. Answer the questions.

1 On special birthdays, what do Nigerian children eat?

They eat "jollof rice."

2 Who celebrates *Shichi-go-san*?

3 Who dances with a 15-year-old Ecuadorian girl at her birthday party?

4 How do South Korean parents guess a child's future?

**D PAIR WORK** How did you celebrate your last birthday? Tell your partner.

"I celebrated my last birthday with my friends. We ate out at a nice restaurant."

## 2 Listening Sweet 16

- A** Listen to Amanda, a 16-year-old American girl, describe her "Sweet 16" birthday party. Check (✓) the true sentences.

- |  |  |
|--|--|
| 1 <input checked="" type="checkbox"/> Amanda's birthday is July 14th.    | 5 <input type="checkbox"/> She had pizza, ice cream, and cake.               |
| 2 <input type="checkbox"/> <sup>She</sup> Her parents made a guest list. | 6 <input type="checkbox"/> Forty of her friends came.                        |
| 3 <input type="checkbox"/> She sent the invitations.                     | 7 <input type="checkbox"/> She got a gift from her parents.                  |
| 4 <input type="checkbox"/> She and her father decorated the room.        | 8 <input type="checkbox"/> She's going to have a party on her 18th birthday. |

- B** Listen again. Correct the false sentences.

## 3 Writing A thank-you note

- A** Think of a birthday gift (or any gift) you received. Answer the questions.

- What is the gift? \_\_\_\_\_
- Who is it from? \_\_\_\_\_
- Why did you get it? \_\_\_\_\_
- What do you like about it? \_\_\_\_\_

- B** Write a thank-you note for the gift. Use the model and your answers in Part A to help you.

- C** **GROUP WORK** Share your thank-you notes. Did any of you write about similar gifts?

Dear Liz,

Thanks a lot for the birthday gift. I love the sweater. Blue and green are my favorite colors. Thank you for coming to my party!

Thanks again,  
Sun-hee

## 4 Speaking How we celebrate

- A** **GROUP WORK** Discuss the ways people celebrate birthdays in your culture. Use the questions below and your own ideas.

- Which birthdays are very special?
- Do people celebrate with family, friends, or both?
- What do people eat and drink?
- What do people do?
- Do they give gifts? What kinds of gifts?
- How do you usually celebrate birthdays?

- B** **GROUP WORK** Tell your group how you are going to celebrate your next birthday. Are you going to do any of the things you discussed in Part A?



a birthday party in Mexico



# Wrap-up

## 1 Quick pair review

### Lesson A **Guess!**

Say three dates when you are going to do something special. Can your partner guess what you are going to do? Take turns. You have three minutes.

A: I'm going to do something special on June 17th.

B: Are you going to graduate?

A: Yes, I am!

### Lesson B **Do you remember?**

Read the sentences. Write A (accepting an invitation), D (declining an invitation), or E (making an excuse). You have one minute.

1 I'd love to. \_\_\_\_\_

2 I'm studying for an exam. \_\_\_\_\_

3 That sounds great. \_\_\_\_\_

4 I'm really sorry, but I can't. \_\_\_\_\_

5 I'm working late tonight. \_\_\_\_\_

6 I'm afraid I can't. \_\_\_\_\_

### Lesson C **Brainstorm!**

Make a list of things you do to plan a party. How many do you know?

You have two minutes.

### Lesson D **Find out!**

What are three activities both you and your partner do on your birthdays?

You have two minutes.

A: I eat cake on my birthday. Do you?

B: Yes, I eat cake, too.


## 2 In the real world

When is your birthday? Go online and find information in English about two important events that happened that day. Then write about them.

- Where did the events happen?
- Who participated in the events?
- Why were the events important?


### My Birthday

My birthday is December 17th. On this day in 1903, the Wright brothers flew an airplane for 12 seconds. This was important because ...



## Name circle

- A GROUP WORK** Stand in a circle. Go around the circle and say your first names. Repeat your classmates' names before you say your own name.



- B GROUP WORK** Go around the circle again. Repeat your classmates' full names.

A: My name is Eduardo Sanchez.

B: His name is Eduardo Sanchez. My name is Ming-mei Lee.

C: His name is Eduardo Sanchez. Her name is Ming-mei Lee. My name ...



## Entertainment awards

### Student A

**PAIR WORK** You and your partner have pictures of the same people, but some of the jobs and cities are different. Ask questions to find the differences. Circle them.



A: Is Antonio Loren a model in your picture?

B: Yes, he is.

A: OK. That's the same. Is he from Rome?

B: No, he's from Milan. That's different.

## Around the world

- A** Create a “new” identity. Write your new name and the country and city you are from.

Name:

Country:

City:



- B GROUP WORK** Interview four classmates. Complete the cards with their “new” identities.

Name:

Country:

City:

Name:

Country:

City:

Name:

Country:

City:

Name:

Country:

City:

A: Hi. What's your name?

B: Hi. My name is Sophie Manet.

A: Where are you from, Sophie?

B: I'm from France.

A: Oh, you're French. What city are you from?


B: I'm from Paris.



## Entertainment awards

### Student B

**PAIR WORK** You and your partner have pictures of the same people, but some of the jobs and cities are different. Ask questions to find the differences. Circle them.



A: Is Antonio Loren a model in your picture?


B: Yes, he is.

A: OK. That's the same. Is he from Rome?

B: No, he's from Milan. That's different.

## Family tree

**A** Draw your family tree. Include your family members, their names, and their ages.



**My Family Tree**

**B PAIR WORK** Tell your partner about your family tree, but don't show it! Your partner draws it on another sheet of paper. Take turns.

A: My grandfather is George. He's 72 years old. My grandmother is Anna.

B: How do you spell "Anna"?

A: A-N-N-A.

B: OK, thanks.


A: She's 68. Their kids are ...

**C PAIR WORK** Compare your drawing with your partner's family tree. Are they the same?



## Cleaning the closet

**PAIR WORK** Look at Dean and Lucy's closet. What things are in their closet?



A: What's that?

B: It's a dictionary. What's that?

A: It's a cell phone. Hey, what are these?

## What color?

### Student A

- A PAIR WORK** You and your partner have pictures of the same people, but some of their clothes are different colors. Describe the clothing to find the differences. Circle them.



A: In my picture, Alice's coat is blue and white.

B: That's the same in mine. And her pants are gray.

A: In my picture, her pants are green. That's different.

- B PAIR WORK** Cover the picture. What is the same? Answer with the information you remember.

A: Alice's coat is blue and white.

B: Yes. And Ben's pants are ...



## What color?

### Student B

- A PAIR WORK** You and your partner have pictures of the same people, but some of their clothes are different colors. Describe the clothing to find the differences. Circle them.



A: In my picture, Alice's coat is blue and white.

B: That's the same in mine. And her pants are gray.

A: In my picture, her pants are green. That's different.

- B PAIR WORK** Cover the picture. What is the same? Answer with the information you remember.

A: Alice's coat is blue and white.

B: Yes. And Ben's pants are ...

## Car, train, bus, or bicycle?

**A** Look at the ways people get to work in Los Angeles.

How people in Los Angeles get to work

73%	drive alone
10%	drive with others
7%	take the bus, train, or subway
3%	walk
1%	ride a bicycle
5%	work from home



Note: % = percent

**B PAIR WORK** Guess the ways people get to work in Washington, D.C. Complete the chart with the numbers. Then check your answers on the bottom of page 134.

1%    4%    5%    6%    13%    32%    39%

How people in Washington, D.C. get to work

_____ %	drive alone
_____ %	drive with others
_____ %	take the bus, train, or subway
_____ %	walk
_____ %	ride a bike
_____ %	other
_____ %	work from home



**C GROUP WORK** Guess the ways people get to work where *you* live. Rank them from 1 to 8.

\_\_\_\_\_ drive alone      \_\_\_\_\_ ride a bicycle      \_\_\_\_\_ take the bus, train, or subway      \_\_\_\_\_ walk  
 \_\_\_\_\_ drive with others      \_\_\_\_\_ take a taxi      \_\_\_\_\_ work from home      \_\_\_\_\_ other

A: I think number 1 is "take the bus, train, or subway."

B: I agree. I think number 2 is "drive alone."



## Routines

**A CLASS ACTIVITY** Find classmates who do each thing. Write their names.

Find someone who ...	Name	Find someone who ...	Name
gets up before 6:00		sleeps a lot on weekends	
studies in the morning		walks to class	
takes a shower at night		has a red bike	
has coffee at home		reads on the bus	
reads every day		takes a bath in the morning	
goes to bed early		drives a sports car	
watches TV after midnight		doesn't cook	



take a shower



study on the bus



drive a sports car

**A:** Do you get up before 6:00, Donna?

**B:** No, I don't. I get up at 6:30.

**A:** How about you, Michael? Do you get up before 6:00?

**C:** Yes, I do.

**B Share your information.**

**A:** Michael gets up before 6:00.

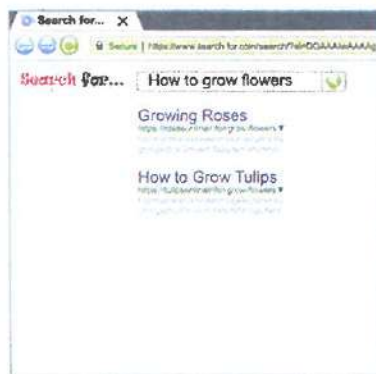
**B:** And Angela gets up before 6:00. David studies in the morning.

Answers to Keep talking! Unit 4 Lesson A, Part B (page 133): 32% drive alone; 6% drive with others; 39% take the bus, train, or subway; 13% walk; 4% ride a bike; 5% work at home; 1% other

## On the computer

**A** Add two more questions about online activities to the chart.

Do you ever ... ?	Name: _____
read people's blogs	
buy books online	
watch movies online	
search the internet in English	
write articles or blogs	
chat with friends online	
listen to podcasts	



search the internet in English



chat with friends online



buy books online

**B PAIR WORK** Interview your partner. Complete the chart with his or her answers. Use adverbs of frequency.

A: Naoko, do you ever read people's blogs?

B: Oh, yes. I often do. Do you?

A: I hardly ever do.

B: Do you ever ...

**C PAIR WORK** Tell another classmate about your partner's answers.




A: Naoko often reads people's blogs.

B: Sasha never does.



## Follow-up questions

**A** Add two more questions about each topic to the charts.

Sports and games	Questions	Name: _____
	Do you ever play sports?	
	What do you play?	
	Who do you play with?	
Shopping	Questions	Name: _____
	Do you ever go shopping?	
	Where do you shop?	
	What do you buy there?	
Getting around	Questions	Name: _____
		

**B CLASS ACTIVITY** Find a classmate who does each activity. Then ask the follow-up questions. Take notes.

A: Do you ever play sports, Samantha?

B: Yes, I sometimes do.

A: What do you play?

B: I play tennis.

**C** Share your information. What answers are popular in your class?

## Job details

**A** Look at the picture for two minutes. Try to remember the people's names, jobs, and other information.



**B PAIR WORK** Cover the picture. Ask the questions and answer with the information you remember.

- What does Ana do?
- Where does she work?
- Who does she work with?
- What does Paul do?
- How does Jane get to work?
- What does Luis do?
- Where does Mei-li work?
- What does she do?
- What company does Mitch work for?
- What does Carla do?

A: What does Ana do?

B: I think she's a waitress.

A: Yes, I think so, too. Where does she work?

**C PAIR WORK** Ask and answer two more questions about the picture.



## Start to finish

**GROUP WORK** Play the game. Put a small object on *Start*. Toss a coin.



Move 1 space.

Heads












Move 2 spaces.

Tails

Read the question. Can you do what it says? Take turns.

Yes. → Move forward.

No. ← Move back.

<p><b>START</b></p>	<p>Can you spell your first name backward?</p> <p><i>Carlos:</i> S-O-L-R-A-C.</p>	<p>Can you whistle?</p> 	<p>Can you name the days of the week in English?</p> <p><i>Monday, ...</i></p>
← 2 spaces	← 1 space	← 2 spaces	← 2 spaces
1 space →	2 spaces →	1 space →	1 space →
<p>Can you answer this question?</p> <p>What time is it?</p>	<p>Can you read music?</p> 	<p>Can you name eight nationalities?</p>	<p>Can you name nine colors?</p> 
← 2 spaces	← 1 space	← 1 space	← 3 spaces
1 space →	3 spaces →	1 space →	1 space →
<p>Can you shoot a basketball?</p> 	<p>What can you do online?</p> <p>Name two things.</p>	<p>Can you sing karaoke in English?</p> 	<p>Can you name eight countries in alphabetical order?</p> <p><i>Australia, Brazil, Canada ...</i></p>
← 1 space	← 2 spaces	← 2 spaces	← 2 spaces
2 spaces →	1 space →	2 spaces →	1 space →
<p>Can you count from 1 to 20 in English?</p>	<p>Can you ask for someone on the phone?</p> 	<p>Can you answer this question?</p> <p>What's your morning routine?</p>	<p>Can you talk about your family for one minute?</p> 
← 2 spaces	← 2 spaces	← 2 spaces	← 3 spaces
1 space →	1 space →	2 spaces →	1 space →
<p>Can you name six things in the classroom?</p> 	<p>Can you answer this question?</p> <p>What do you usually do on Saturday night?</p>	<p>Can you name seven ways of getting around?</p> 	<p><b>FINISH</b></p>
← 3 spaces	← 1 space	← 1 space	
3 spaces →	2 spaces →	2 spaces →	



## What's in your shopping basket?

A Choose seven items to put into your shopping basket. Circle them.



B **PAIR WORK** Find out what is in your partner's basket. Can you make it below with the food in your baskets?



**Stew**  
beef  
carrots  
noodles



**Fruit smoothie**  
apples  
bananas  
milk



**Spaghetti and meatballs**  
beef  
cheese  
pasta  
tomatoes

A: I have beef and noodles. Do you have any carrots?

B: Yes, I do. We can make stew!

C **PAIR WORK** What else can you make with the food in your baskets?



## How often do you eat standing up?

**GROUP WORK** Add two eating habits to the list. Then discuss how often you do each thing.



drink coffee in the morning



drink tea



eat alone



eat junk food in class



eat fast food for breakfast



eat on the street



eat standing up



(your own idea)



(your own idea)

A: Do you ever drink coffee in the morning?

B: Yes, I do.

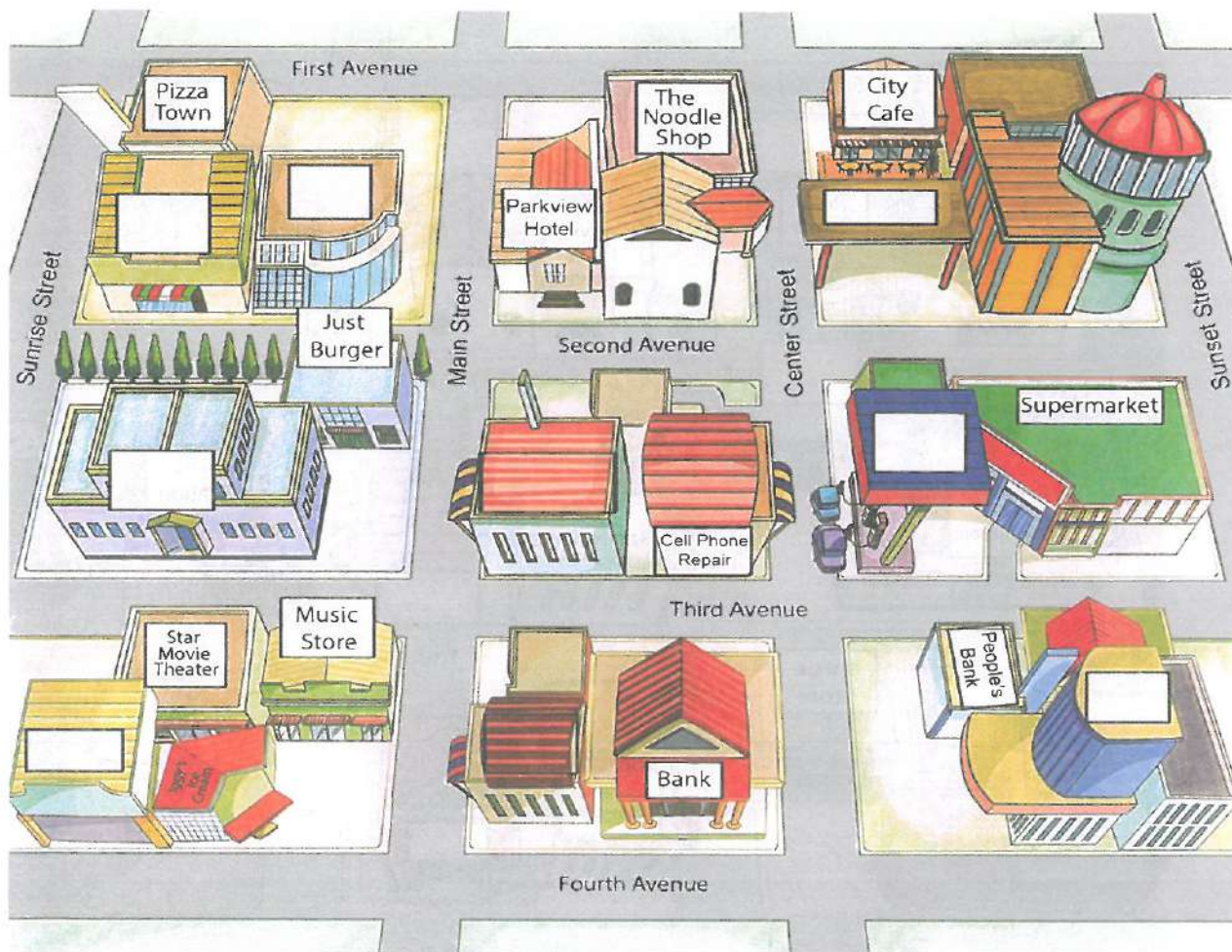
C: How often do you drink coffee in the morning?

B: I drink coffee in the morning three times a week. How about you?

## What's missing?

### Student A

- A PAIR WORK** You and your partner have pictures of the same neighborhood, but different places are missing. Ask questions to get the names. Write them.



A: What's next to the supermarket?

B: The gas station.

- B PAIR WORK** Cover the picture. Tell your partner six things you remember.

A: The gas station is next to the supermarket.

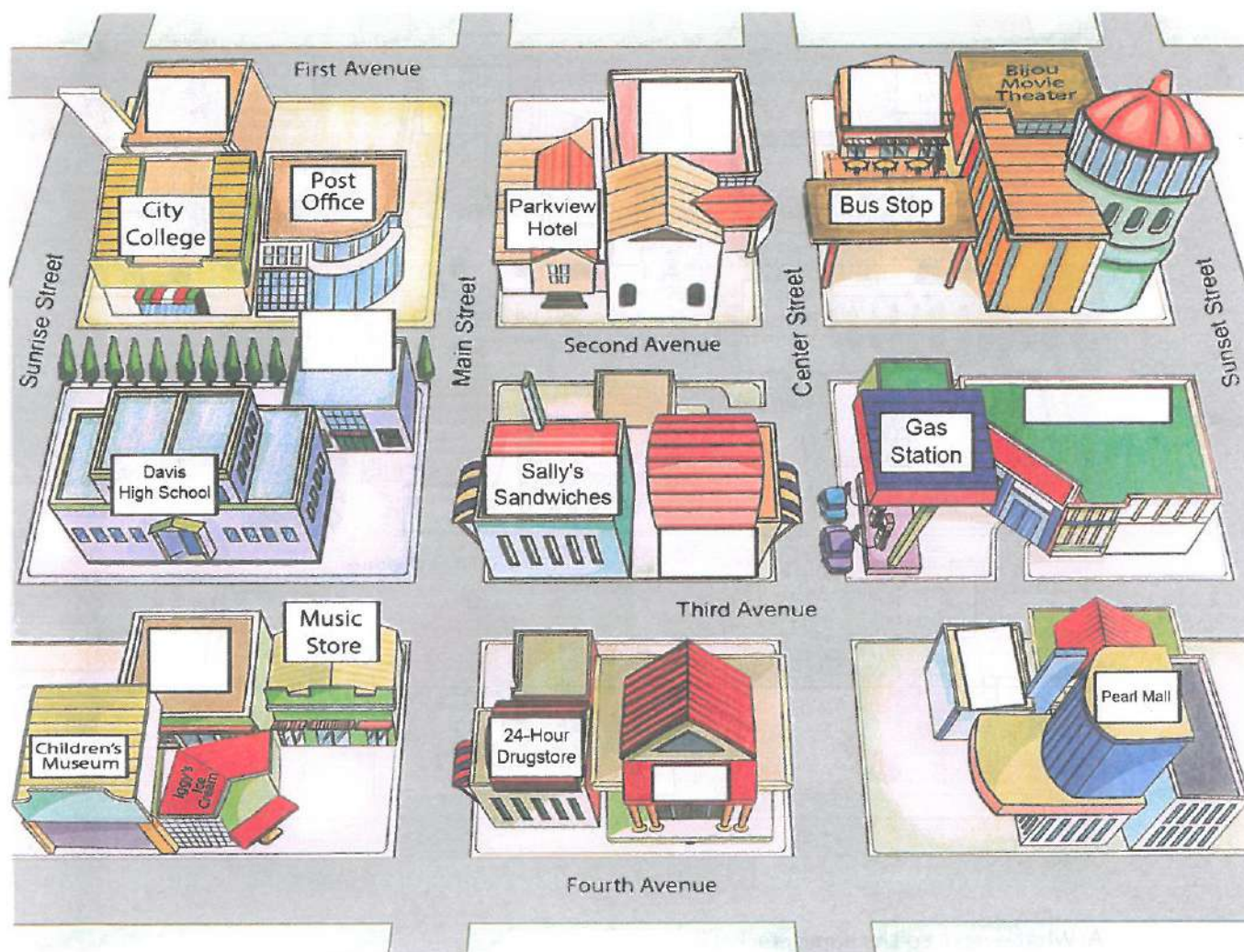
B: That's right.



## What's missing?

### Student B

- A PAIR WORK** You and your partner have pictures of the same neighborhood, but different places are missing. Ask questions to get the names. Write them.



A: What's across from the post office?

B: Parkview Hotel.

- B PAIR WORK** Cover the picture. Tell your partner six things you remember.

A: Parkview Hotel is across from the post office.

B: That's right.



## An unusual zoo

**PAIR WORK** What's wrong at this zoo? Make ten sentences about the people, animals, and other things in the zoo. Use *There is ...*, *There are ...*, and prepositions of location.



"There's a bear in the car."



## Neighbors

**A PAIR WORK** Look through the windows. What are the people doing? Discuss your ideas.



A: I think the man is doing his homework. What do you think?

B: I think he's writing a letter. He's sitting, too.

**B PAIR WORK** What are the people actually doing? Go to page 153 to check your answers.

## Who is it?

- A** Write three sentences about what you're doing these days on three pieces of paper. Don't write your name!

I'm tutoring a student.

I'm taking tennis lessons.

I'm not studying every night!

- B** **GROUP WORK** Put your papers on the table. Take one paper and read the sentences. Your group guesses the name. Take turns.



A: This person is tutoring a student.

B: Is it Juliana?

C: No, it's not me!

D: Is it Kate?

- C** **GROUP WORK** Discuss the activities you're doing these days. Ask and answer questions for more information.

A: Who are you tutoring these days, Ken?

B: I'm tutoring a friend of mine. His name is Luke.

C: Are you tutoring him in English?

B: No, I'm not. I'm tutoring him in Japanese.



## Picture story

- A PAIR WORK** Look at the pictures of David and Emma Salas. What did they do last weekend?  
Use the verbs to discuss your ideas.

clean	fix	play	stay out	watch
dance	paint	shop for	study	



**A:** David and Emma cleaned the house.

**B:** Emma fixed her bike.

- B PAIR WORK** Cover the pictures. What did David and Emma do last weekend? Answer with the information you remember.

## Memories

**GROUP WORK** Make five true sentences about your past activities with the phrases below. Your group asks three questions about each sentence for more information. Take turns.

Yesterday	Last night	Last weekend	Last month	Last year
I drank ...	I ate ...	I saw ...	I bought ...	I went ...
I got up ...	I went to bed ...	I had ...	I read ...	I met ...
I did ...	I slept ...	I drove ...	I made ...	I took ...



A: Last night, I ate soup for dinner.

B: Did you eat in a restaurant?

A: No, I didn't. I ate at home.

C: Did you make the soup?

A: No, I didn't. My son made it.

D: Did you ... ?



## School trips

**A PAIR WORK** Add three more questions about school or work trips to the list. Then interview your partner. Take notes.

1 What was your favorite school or work trip?

\_\_\_\_\_

2 How old were you?

\_\_\_\_\_

3 How was the trip?

\_\_\_\_\_

4 Was there anything bad about the trip?

\_\_\_\_\_

5 Did you take a bus there?

\_\_\_\_\_

6 Were you there all day?

\_\_\_\_\_

7 Did you buy anything?

\_\_\_\_\_

8

\_\_\_\_\_

9

\_\_\_\_\_

10

\_\_\_\_\_



**B PAIR WORK** Tell another classmate about your partner's answers.

"Michi's favorite school trip was to a cookie factory. She was ten years old. The trip was ..."

## What a vacation!

**A** Look at the items from Adriana's vacation. Write five questions and answers about her vacation.

1. Where did Adriana go on vacation?  
New York City.
2. What kind of music did she hear?  
Jazz music.



**B** **GROUP WORK** Cover the picture. Ask your questions. How many correct answers did your group get?



## This weekend

**A** Make eight true sentences about your plans with the phrases below.

	My plans	
I'm going to	dress up	tonight
I'm not going to	eat out	this evening
	go to a concert	tomorrow
	go to bed late	this weekend
	go to the mall	next Monday
	go window-shopping	next Friday
	hang out	
	study	
	watch a movie	
	work	



dress up



go to a concert



go window-shopping

**B PAIR WORK** Tell your partner about your plans. Ask and answer questions for more information.

A: I'm going to go to bed late tonight.

B: Are you going to watch a movie tonight?

A: No, I'm not. I'm going to study.

## Party planners

**A GROUP WORK** Plan an end-of-class party. Take notes.

Date of party	Time of party	Place of party

Food and drink	Decorations	Music



A: When are we going to have our party?

B: Let's have it after class on Friday at 8:00.

C: OK. Now, where are we going to have it?

D: Let's have it here at the school.

**B CLASS ACTIVITY** Share your ideas. Ask and answer questions for more information.

A: We're going to have our party on Friday at 8:00.

B: It's going to be here at our school.

C: Which room is the party going to be in?

**C CLASS ACTIVITY** Vote for your favorite plan.



# Irregular verbs

Base form	Simple past
be	was, were
become	became
build	built
buy	bought
can	could
choose	chose
come	came
do	did
draw	drew
drink	drank
drive	drove
eat	ate
fall	fell
feel	felt
fly	flew
get	got
give	gave
go	went
hang	hung
have	had
hear	heard
hold	held
know	knew
leave	left

Base form	Simple past
lose	lost
make	made
meet	met
pay	paid
read	read
ride	rode
run	ran
say	said
see	saw
sell	sold
send	sent
sing	sang
sit	sat
sleep	slept
speak	spoke
spend	spent
stand	stood
swim	swam
take	took
teach	taught
think	thought
wear	wore
win	won
write	wrote

# Answer Key

## Unit 9 Lesson A (page 144)

### Keep Talking! Neighbors





# Credits

The authors and publishers acknowledge the following sources of copyright material and are grateful for the permissions granted. While every effort has been made, it has not always been possible to identify the sources of all the material used, or to trace all copyright holders. If any omissions are brought to our notice, we will be happy to include the appropriate acknowledgements on reprinting and in the next update to the digital edition, as applicable.

## Photography

All below images are sourced from Getty Images.

U1: Dougal Waters/DigitalVision; Idea Images/The Image Bank; drbimages/E+; Shannon Fagan/Blend Images; Alys Tomlinson/Cultura; kali9/E+; Gary John Norman/Blend Images; Vincent Sandoval/Getty Images Entertainment; Michael Tran/FilmMagic; Jason Merritt/Getty Images Entertainment; Kevin Winter/WireImage; Noam Galai/FilmMagic; PeopleImages/DigitalVision; Christa Van Den Heuvel; Jason Merritt/Getty Images Entertainment; Manuel Blondeau - Corbis/AOP Press/Corbis Sport; XGV Cruz; Jim Spellman/WireImage; Everett Collection; Scott Gries; Kevin Mazur; Victor Chavez/WireImage; Focus on Sport; Jon Kopaloff; Kevin Mazur/Getty Images Entertainment; U2: miniature/DigitalVision Vectors; Patricia Robles Gil; Caiaimage/Tom Merton/OJO+; JohnnyGreig/E+; Ronnie Kaufman/Larry Hirshowitz/Blend Images; Sami Sert/E+; Geber86/Vetta; Rob Lewine; PhotoAlto/Frederic Cirou/PhotoAlto Agency RF Collections; manaeimage/iStock/Getty Images Plus; ake1150sb/iStock/Getty Images Plus; U3: Harvey Lloyd/Photolibrary; Stewart Cohen/Photolibrary; H. Armstrong Roberts/ClassicStock/Archive Photos; Tim Brown/Stone; BeholdingEye/iStock/Getty Images Plus; koya79/iStock/Getty Images Plus; iStock; Hemera; E+; SKYRENDER/iStock/Getty Images Plus; Sean Justice/Photonic; gielmichal/iStock/Getty Images Plus; DorlingKindersley; Jerome Gorin/PhotoAlto; nipastock/iStock/Getty Images Plus; Yagi Studio/DigitalVision; maroke/iStock/Getty Images Plus; NYS444/iStock/Getty Images Plus; Eri Morita/Photodisc; Franco Origlia/Getty Images Entertainment; Images Plus; Dorling Kindersley; iStock; Nikolai Sorokin; E+; iStock; caimacanul/iStock/Getty Images Plus; Imagesource; creativesunday2016/iStock/Getty Images Plus; iStock; U4: Radius Images/Radius Images/Getty Images Plus; Garden Photo World/David C Phillips/Canopy; Brent Winebrenner/Lonely Planet Images; artipipi/iStock/Getty Images Plus; microgen/iStock/Getty Images Plus; milkoj/E+; Fuse/Corbis; Sam Edwards/Caiaimage; Wavebreakmedia/iStock; Indeed; PeopleImages/E+; photodisc; Hero Images; Hemera; iStock; Yongyuan Dai/Stone; U5: iPandastudio/iStock/Getty Images Plus; monkeybusinessimages/iStock/Getty Images Plus; pictafolio/iStock/Getty Images Plus; OnstOn/iStock/Getty Images Plus; KeremYucel/iStock/Getty Images Plus; Janie\_Kelly/iStock/Getty Images Plus; Madmaxer/iStock/Getty Images Plus; Geert Weggen/Aurora Photos; Westend61; JGI/Jamie Grill/Blend Images; Tetra Images; Photoplotnikov/iStock; MicrovOne/iStock; Jupiterimages/Photolibrary; Creative Crop/DigitalVision; Grzegorz Wozniak/EyeEm; rasslava/iStock/Getty Images Plus; UmbertoPantalone/iStock/Getty Images Plus; matjeacock/iStock/Getty Images Plus; 3alexid/iStock/Getty Images Plus; valentinrussanov/E+; Morsa Images/Iconica; Boogich/E+; Perry Mastrovito; Jean-Pierre Lesscourret/Lonely Planet Images; Sam Edwards/OJO Images; golibo/iStock/Getty Images Plus; imagedepotpro/E+; ultramarinfo/E+; Jeffrey Coolidge/Photodisc; Thomas-Soellner/iStock/Getty Images Plus; Spencer Platt/Getty Images News; Vimvertigo/iStock/Getty Images Plus; Thearon W. Henderson/Getty Images Sport; Akimasa Harada/Moment Open; Tara Moore/DigitalVision; dlerick/iStock; U6: JohnnyGreig/E+; RUBEN RAMOS/iStock Editorial/Getty Images Plus; Digital Vision; Joerg Lehmann/StockFood Creative; PeopleImages/E+; ljubaphoto/iStock/Getty Images Plus; Andersen Ross/Cultura; Jenny Acheson/Iconica; Workbook Stock; hjalmeida/iStock/Getty Images Plus; Wavebreak Media Ltd/Getty Images Plus; DAJ; Jean Luc Morales/The Image Bank; Sven Hansche/EyeEm; LIU JIN/AFP; Todd Pearson/The Image Bank; PRImageFactory/iStock/Getty Images Plus; EricLatt/iStock Editorial; Owen Franken/Photolibrary; U7: ahira\_photo/iStock/Getty Images Plus; twomeows/Moment; Angela Schintu/EyeEm; Jason England/EyeEm; MARIAMARTAGIMENEZ/iStock/Getty Images Plus; iStock; E+/Getty Images; Wavebreakmedia/iStock/Getty Images Plus; MIXA; EricVega/iStock/Getty Images Plus; Hemera; Eric Audras/ONOKY; guruXOOX/iStock/Getty Images Plus; yulkapopkova/iStock/Getty Images Plus; Stockbyte; Zakharova\_Natalia/iStock/Getty Images Plus; Photodisc; asbe/iStock/Getty Images Plus; Piotr Krzeslak/iStock/Getty Images Plus; rez-art/iStock/Getty Images Plus; Image Source; Claudia Totir/Moment; Roger Stowell/Photolibrary; SUNGSU HAN/iStock/Getty Images Plus; MargoeEdwards/iStock/Getty Images Plus; PhotoAlto/Laurence Mouton/PhotoAlto Agency RF Collections; Jupiterimages/PHOTOS.com/Getty Images Plus; Kevin Mazur/WireImage; U8: Ken Welsh/Photolibrary; guruXOOX/iStock/Getty Images Plus; Education Images/Universal Images Group; Jeff Greenberg/Universal Images Group; Richard Cummins/Lonely Planet Images; Glow Wellness/Glow; Alija/E+; csfotoimages/iStock Editorial/Getty Images Plus; Barry Winiker/Photolibrary; JoeMcBride; Fuse/Corbis; fotog; Wolfgang Kaehler/Getty Images; Judy Bellah/Lonely Planet Images; Tim Bieber/Photodisc; John Leyba/The Denver Post; John Leyba/The Denver Post; Chad Baker/Jason Reed/Ryan McVay/Photodisc; Erik Tham/Corbis Documentary; DragonImages/iStock/Getty Images Plus; PhotoTalk/iStock/Getty Images Plus; Thomas Barwick/Taxi; PRImageFactory/iStock/Getty Images Plus; PhotoAlto/Laurence Mouton/Getty Images; U9: Westend61; Jacoblund/iStock/Getty Images Plus; Robert Deutschman/Robert Deutschman; Wavebreakmedia/iStock/Getty Images Plus; Tom Merton/Caiaimage; Wavebreakmedia/iStock; Andersen; Ross; Alija/E+; Eric Audras/ONOKY; PeopleImages/E+; JGI/Tom Grill/Blend Images; fizkes/iStock/Getty Images Plus; Image Source/Getty Images; Dougal Waters/DigitalVision; monkeybusinessimages/iStock/Getty Images Plus; drbimages/E+; Car Culture/Car Culture Collection; Quasimodo/iStock/Getty Images Plus; John Harper/Corbis Documentary; Parichat Boon-Ek/EyeEm; Peter Bannan/Moment; VStock LLC/Tanya Constantine; Martin Paul/Photolibrary; Ryan McVay/The Image Bank; Caiaimage/Paul Bradbury; Jose Luis Pelaez Inc/MNPhotoStudios/Blend

Images; U10: Andreas Kuehn/DigitalVision; Hoxton/Tom Merton/Hoxton; Photos.com/PhotoObjects.net; lewkmiller/iStock/Getty Images Plus; Wavebreakmedia/iStock/Getty Images Plus; Elke Meitzel/Cultura; Neil Beckerman; Thomas Barwick/Taxi; Ryan McVay/The Image Bank; Huntstock/Getty Images; Lambert/Archive Photos; DMEPhotography/iStock/Getty Images Plus; Aneese/iStock Editorial/Getty Images Plus; Andrew Olney/Getty Images; jarewnicklund/iStock/Getty Images Plus; bowdenimages/iStock/Getty Images Plus; MGP; Gregory Costanzo; iFlashfilm/Taxi Japan; Stockbyte; Plume Creative; FluxFactory/E+; Erik Isakson/Blend Images/Getty Images Plus; BLOOMimage; U11: Jupiterimages/Stockbyte PhotoAlto/Ale Ventura/PhotoAlto Agency RF Collections; andresr/iStock/Getty Images Plus; PRImageFactory/iStock/Getty Images Plus; Caiaimage/Paul Bradbury; BLOOMimage; JeanUrsula/E+; Image Source; robbie jack/Corbis Entertainment; iStock/Getty Images; MangoStar\_Studio/iStock/Getty Images Plus; andrej\_k/iStock/Getty Images Plus; Manuel-F-O/iStock/Getty Images Plus; Andersen Ross/Blend Images; Jon Feingersh/Stone; Otto Stadler; visualspace/iStock/Getty Images Plus; Westend61; Hector Vivas/Jam Media/LatinContent Editorial; Thomas Barwick/Taxi; Ferdaus Shamim/WireImage; Glow Images; In Glow; Ariel Skellay/DigitalVision; Rohan Van Twest/VisitBritain/Britain on View; PhotoAlto/Ale Ventura/PhotoAlto Agency RF Collections; U12: Sam Edwards/OJO Images; Burke/Triolo Productions/The Image Bank; Stephanie Keith/Getty Images News; xavierarnau/E+; Jose Luis Pelaez Inc/Blend Images; Steve Fitchett/Photographer's Choice; Christian Kober/AWL Images; PhotoAlto/Laurence Mouton/Getty Images; Jose Luis Pelaez Inc/MNPhotoStudios/Blend Images; Westend61; PhotoAlto/Ale Ventura/PhotoAlto Agency RF Collections; fotografixx/iStock/Getty Images Plus; Photo and Co/The Image Bank; Luis Alvarez/Taxi; Amy Eckert/Taxi; Michael Powell/Photolibrary/Getty Images; YOSHIKAZU TSUNO/AFP; kali9/iStock; Ann Ronan Pictures/Print Collector/Hulton Archive; End Matter: VisionsofAmerica/Joe Schmitt/Photodisc; Jeffrey Greenberg/Universal Images Group; David Harrigan/Canopy; hedgehog94/iStock/Getty Images Plus; Car Culture/Car Culture Collection; JerryPDX/iStock/Getty Images Plus; Radius Images/Getty Images Plus; pop\_jop/DigitalVision Vectors; 4x6/iStock/Getty Images Plus; RichLegg/iStock/Getty Images Plus; baona/iStock/Getty Images Plus; alikemalkarasu/E+; Hemera Technologies/PhotoObjects.net/Getty Images Plus; Rawpixel/iStock/Getty Images Plus; Daniel Grill/Tetra; E+; Imagesource; Tetra Images; iStock; Greg Elms/StockFood Creative; PhotoAlto; Stockbyte; annal311/iStock/Getty Images Plus; nicmifud/iStock; McIninch/iStock/Getty Images Plus; vgajic/E+; Mikael Vaisanen/Corbis; iPandastudio/iStock/Getty Images Plus; Jonathan Knowles/The Image Bank; Wavebreakmedia/iStock/Getty Images Plus; Clerkenwell/Vetta; kali9/E+; Image Source RF/DreamPictures; Fraser Hall/robertharding; JGI/Jamie Grill/Blend Images; PeopleImages/E+; Neil Beckerman/Getty Images; Hero Images.

Front Cover by Sergio Mendoza Hochmann/Moment; Betsie Van der Meer/DigitalVision; andresr/E+.

Back Cover by Monty Rakusen/Cultura.

The following images are sourced from other libraries:

U1: Alistar Picture Library/Alamy; U2: Joana Lopes/Shutterstock; RubberBall/Alamy; Alamy; Derek Trask/Alamy; U3: Media Bakery; Shutterstock; Frank Veronsky; Oleksiy Maksymenko/Alamy; Squared Studios/Ocean/Corbis; iStock1971/Shutterstock; Helene Rogers/Alamy; U4: Liu Xiaoyang/Alamy; Patrick Eden/Alamy; David Gee/Alamy; Frank Veronsky, Shutterstock; Media Bakery; Pushish Images/Shutterstock; U5: Frank Veronsky; Robert Clayton/Alamy; David Sanger/Alamy; Alex Segre/Alamy; U6: Golden Pixels/Alamy; Pinnacle Pictures/Media Bakery; U7: Evlakhov Valeriy/Shutterstock; Adrianna Williams/Corbis; Frank Veronsky; ampFotoStudio/Shutterstock; Bon Appetit/Alamy; U8: Frank Veronsky; Iain Masteron/Alamy; Tomas Abad/Alamy; Frans Lemmens/Alamy; U9: Blend Images/Alamy; Ted Foxx/Alamy; Ian Shaw/Alamy; Andrea Matone/Alamy; Jeffrey Isaac Greenberg/Alamy; ACE STOCK LIMITED/Alamy; Vehbi Koca/Alamy; U11: Gavin Hellier/Alamy; Idealink Photography/Alamy; tomas del amo/Alamy; JL Images/Alamy; picturesbyrob/Alamy; Frank Veronsky; Ditty\_about\_summer/Shutterstock; IM\_photo/Shutterstock; Neale Cousland/Shutterstock; U12: dam eastland/Alamy; dbimages/Alamy; Frank Veronsky; End Matter: Judith Collins/Alamy; Hugh Threlfall/Alamy; Holger Burmeister/Alamy; David Lee/Alamy; imageBROKER/Alamy; dbimages/Alamy.

## Illustration

Front Matter: Kim Johnson; John Goodwin; U1: Kim Johnson; QBS Learning; U2: Peter Ellis; QBS Learning; Dani Geremia/Beehive Illustration; U3: Dani Geremia/Beehive Illustration; Peter Ellis; Rob Schuster; Kim Johnson; QBS Learning; U4: QBS Learning; U6: Dani Geremia/Beehive Illustration; QBS Learning; U8: QBS Learning; U9: Szilvia Szakall/Beehive Illustration; Garry Parsons; Peter Ellis; QBS Learning; U10-12: QBS Learning; End Matter: Dani Geremia/Beehive Illustration; QBS Learning.

Dani Geremia/Beehive Illustration pp20, 26, 56, 129, 137; Szilvia Szakall/Beehive Illustration pp86, QBS Learning pp5, 16, 29, 30, 32, 33, 35, 40, 57, 59, 60, 76, 78, 79, 81, 93, 96, 99, 109, 120, 125, 126, 127, 130, 131, 132, 135, 138, 141, 142, 143, 144, 146, 147, 149

Art direction, book design, and layout services: QBS Learning  
Audio production: CityVox, NYC and John Marshall Media  
Video production: Steadman Productions

1

# FOUR CORNERS

**Second Edition**

**Student's Book**  
with Online Self-Study

**JACK C. RICHARDS & DAVID BOHLKE**



**CAMBRIDGE**  
UNIVERSITY PRESS



**CAMBRIDGE**  
UNIVERSITY PRESS

University Printing House, Cambridge CB2 8BS, United Kingdom

One Liberty Plaza, 20th Floor, New York, NY 10006, USA

477 Williamstown Road, Port Melbourne, VIC 3207, Australia

314–321, 3rd Floor, Plot 3, Splendor Forum, Jasola District Centre, New Delhi – 110025, India

79 Anson Road, #06–04/06, Singapore 079906

Cambridge University Press is part of the University of Cambridge.

It furthers the University's mission by disseminating knowledge in the pursuit of education, learning and research at the highest international levels of excellence.

[www.cambridge.org](http://www.cambridge.org)

Information on this title: [www.cambridge.org/fourcorners](http://www.cambridge.org/fourcorners)

© Cambridge University Press 2012, 2019

This publication is in copyright. Subject to statutory exception and to the provisions of relevant collective licensing agreements, no reproduction of any part may take place without the written permission of Cambridge University Press.

First published 2012

Second edition 2019

20 19 18 17 16 15 14 13 12 11 10 9 8 7 6 5 4 3 2 1

Printed in Dubai by Oriental Press

*A catalogue record for this publication is available from the British Library*

ISBN 978-1-108-65961-1	Student's Book with Online Self-Study 1
ISBN 978-1-108-68741-6	Student's Book with Online Self-Study 1A
ISBN 978-1-108-64936-0	Student's Book with Online Self-Study 1B
ISBN 978-1-108-56045-0	Student's Book with Online Self-Study and Online Workbook 1
ISBN 978-1-108-56048-1	Student's Book with Online Self-Study and Online Workbook 1A
ISBN 978-1-108-56399-4	Student's Book with Online Self-Study and Online Workbook 1B
ISBN 978-1-108-45950-1	Workbook 1
ISBN 978-1-108-45953-2	Workbook 1A
ISBN 978-1-108-45955-6	Workbook 1B
ISBN 978-1-108-63367-3	Teacher's Edition with Complete Assessment Program 1
ISBN 978-1-108-64464-8	Full Contact with Online Self-Study 1
ISBN 978-1-108-59712-8	Full Contact with Online Self-Study 1A
ISBN 978-1-316-99950-9	Full Contact with Online Self-Study 1B
ISBN 978-1-108-45973-0	Presentation Plus Level 1

Additional resources for this publication at [www.cambridge.org/fourcorners](http://www.cambridge.org/fourcorners)

Cambridge University Press has no responsibility for the persistence or accuracy of URLs for external or third-party internet websites referred to in this publication, and does not guarantee that any content on such websites is, or will remain, accurate or appropriate. Information regarding prices, travel timetables, and other factual information given in this work is correct at the time of first printing but Cambridge University Press does not guarantee the accuracy of such information thereafter.



# FOUR CORNERS



Communicate with confidence and measure your progress. Four Corners Second Edition is an American English course that takes students from beginner through to intermediate level. It combines effective, communicative methodology with a practical, 'can-do' approach.

## Can-do

'Can-do' statements in every lesson, linked to the Common European Framework of Reference (CEFR), help students to measure the progress they are making.

## Confidence

'Interactions' lessons and personalized speaking activities give students the language they need to speak with confidence in everyday situations.

## Communication

A manageable grammar and vocabulary syllabus provides a firm foundation for effective written and spoken communication.

## Clarity

Clear and carefully staged lessons, with measurable outcomes, help teachers to deliver successful classes and help students to see the results of their learning.

	Level 1	Level 2	Level 3	Level 4
CEFR Level:	A1	A2	B1	B1+

## Available for each level of Four Corners Second Edition:

- Student's Book with Online Self-Study
- Workbook
- Online Workbook
- Class audio
- Class video
- Presentation Plus classroom software
- Teacher's Edition with Complete Assessment Program



## Online Self-Study



## Online Workbook



## Presentation Plus

[cambridge.org/fourcorners](http://cambridge.org/fourcorners)

for additional teaching resources

**Better Learning** is our simple approach where insights shape content that drives results.

Discover more:

[cambridge.org/betterlearning](http://cambridge.org/betterlearning)



**CAMBRIDGE**  
UNIVERSITY PRESS  
[www.cambridge.org](http://www.cambridge.org)

ISBN 978-1-108-65961-1



9 781108 659611 >