

Workbook

Pockets 3

Second
Edition




PEARSON
Longman

Mario Herrera

Barbara Hojel

Audio CD
included

Workbook

Pockets 3

Second
Edition



Mario Herrera **Barbara Hojel**



MELAL LANGUAGE INSTITUTE



Contents

① People at School	2
② I Am Healthy	10
③ Making Toys	18
④ Our Community	26
⑤ Let's Go to the Farm	34
⑥ What People Wear	42
⑦ At the Restaurant	50
⑧ Let's Go Somewhere	58
⑨ Going Camping	66
Extra Practice: Reading and Writing	74
Jolly Giraffe Puppet	93

1

People at School

Draw the missing people: *janitor, music teacher, principal.*





2

Warm Up



Cut and paste: *gym teacher, cashier, gatekeeper, bus driver.*

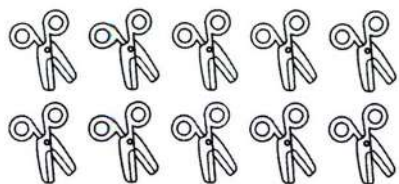


Draw the missing people: *gatekeeper, secretary.*





Practice



Count, draw, and trace.




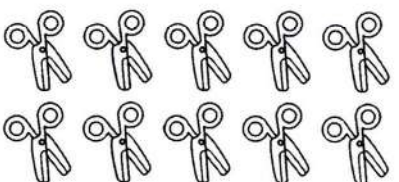
= 10




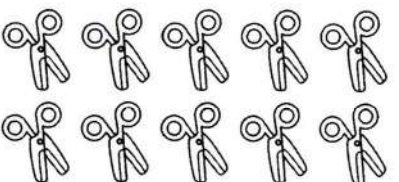
= 13



= 15





= 17



= 19

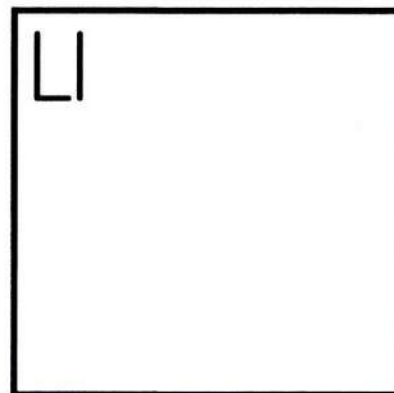

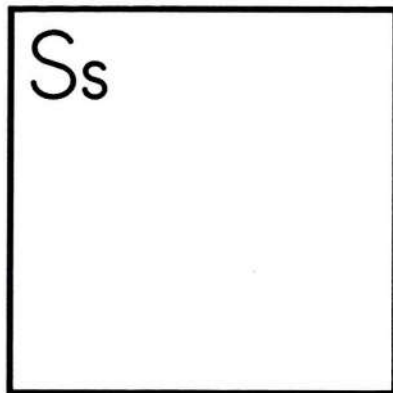

Trace and say. Circle two more items that begin with the sounds: /l/ as in *lion*,
/m/ as in *monkey*, /f/ as in *farmer*, and /s/ as in *secretary*.



Trace and write letters. Match big and small letters. Draw pictures.


F _____ L _____ M _____ S _____

s _____ f _____ l _____ m _____




My Values

Who is cleaning up? Circle.



People at School


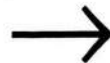

Say who is missing in each space.



2



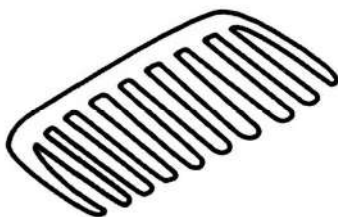

I Am Healthy

Look. *What is clean?* Draw and say.

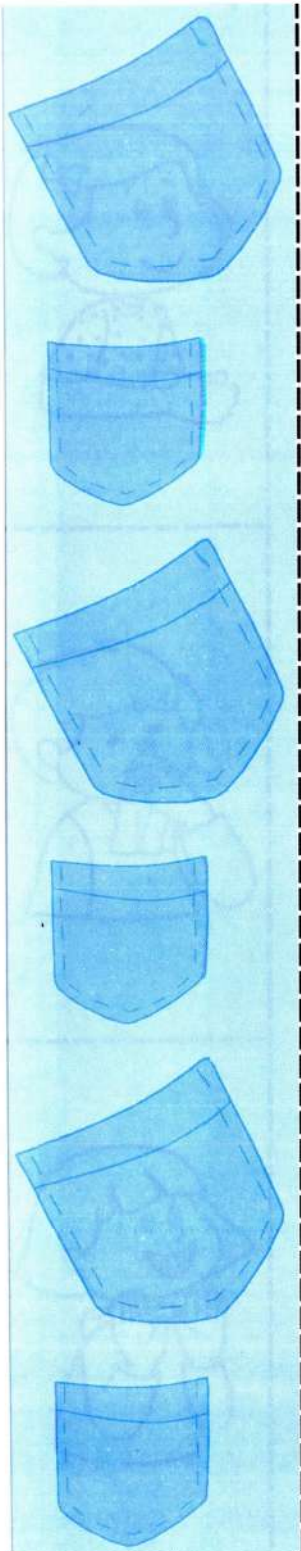










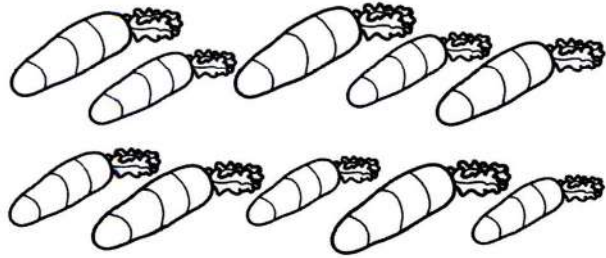
Say what he or she does *next*. Cut out, match, and paste the pictures.




Draw children exercising. Say what each is doing.




Count and trace. Draw more fruit to match the numbers.



23

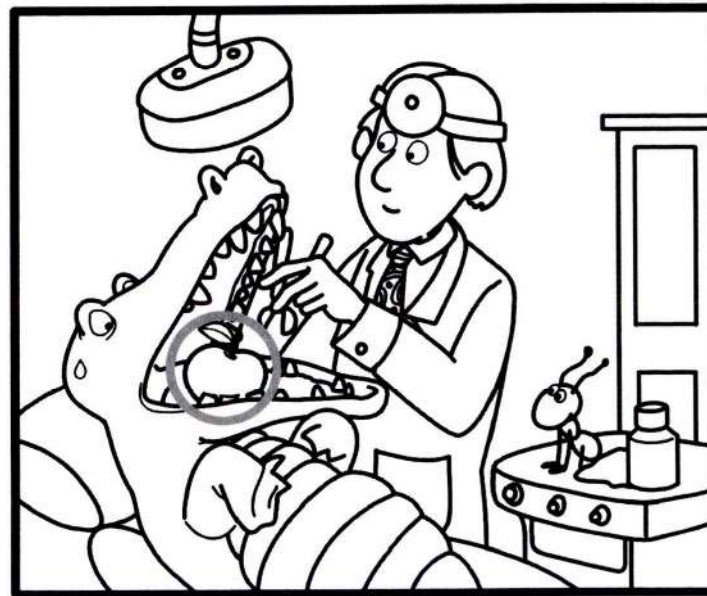



25



28

Trace and say. Circle other things that start with /p/, /t/, /n/, and /æ/.



Trace and write letters. Match big and small letters. Draw pictures.

P _____ T _____ N _____ A _____

n _____ p _____ t _____ a _____

Aa

Tt

Pp

Nn


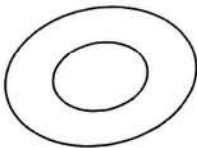
My Values

Trace . Read.

a




a



I Am Healthy

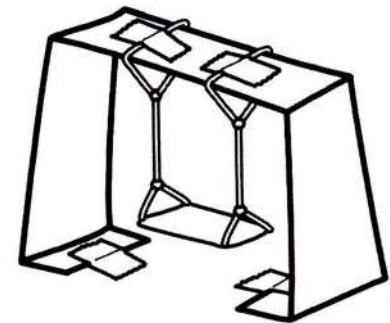
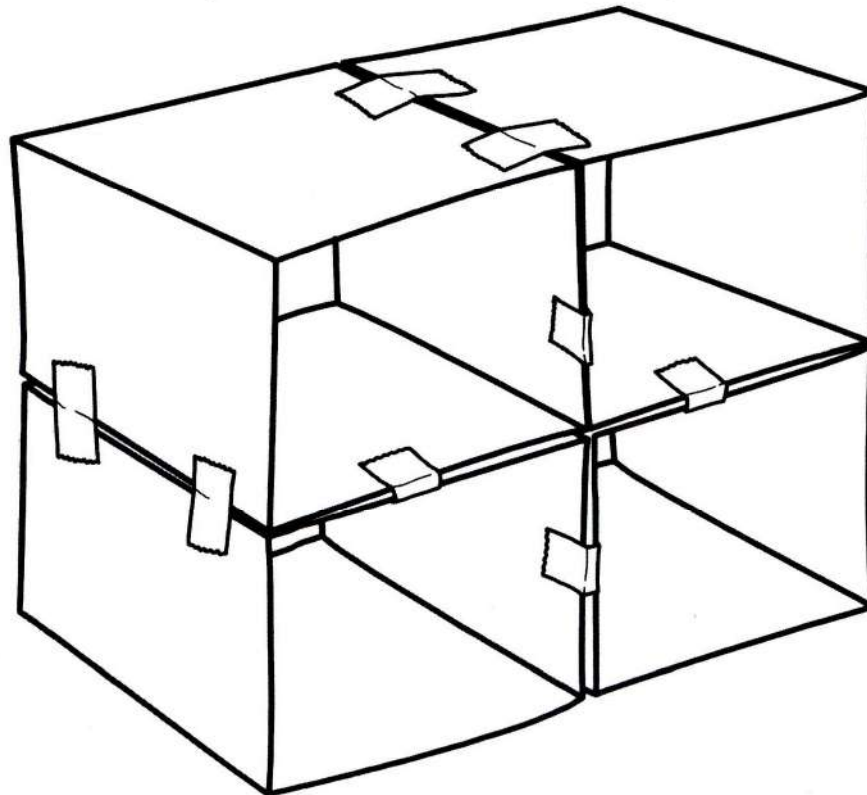

Say and draw what's missing in each picture. Say what each child is doing.



3

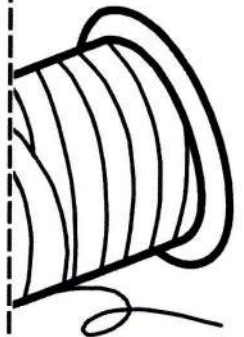
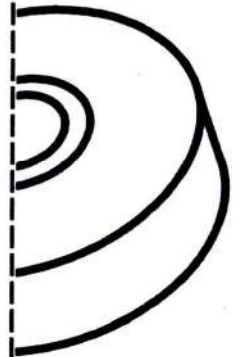
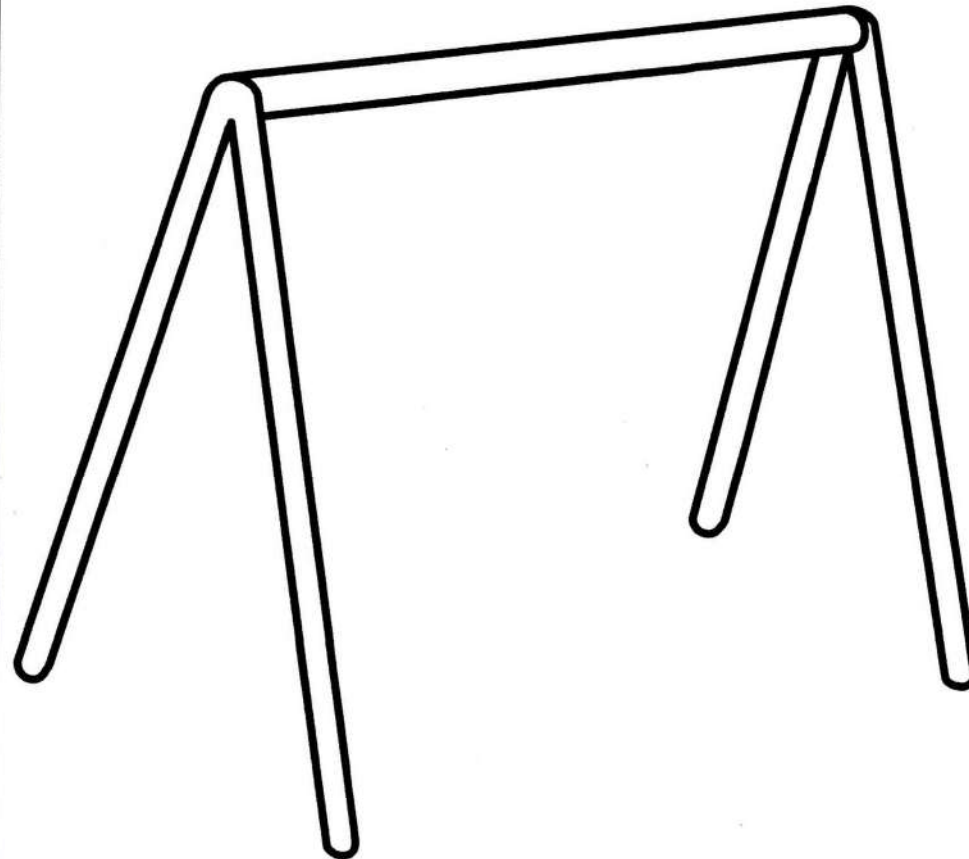
Making Toys


Find the objects and color. Say.






Cut out and paste. Use tape and string to make the swing.





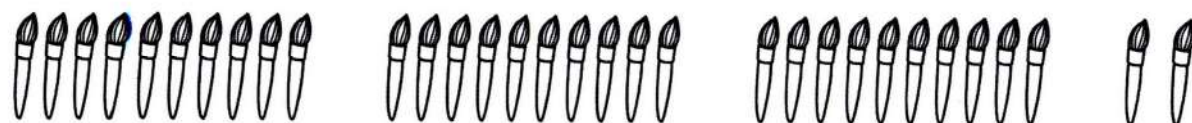
Draw something *big*. Draw something *small*.



Circle the sets of ten. Count and trace or write.



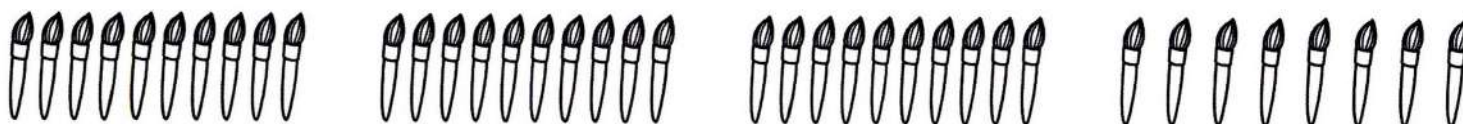
= 30



= _____





= _____



= _____

Trace and say. Circle something else that starts with /ɛ/ as in *envelope*,
/ɑ/ as in *ostrich*, /d/ as in *doctor*, and /g/ as in *guitar*.



Trace and write letters. Match big and small letters. Draw pictures.

G _ _ E _ _ O _ _ D _ _

o _ _ e _ _ d _ _ g _ _

Oo


Ee

Dd

Gg

My Values



Who is wasteful? Circle. Read.



The  is painting.

Making Toys


What do you need to make each object? Circle and say.



4




Our Community


Draw the missing people. Say.






Cut out and paste: *gardener, nurse, police officer, trash collector.*






Look and say. Draw a rabbit and a flower. Say.


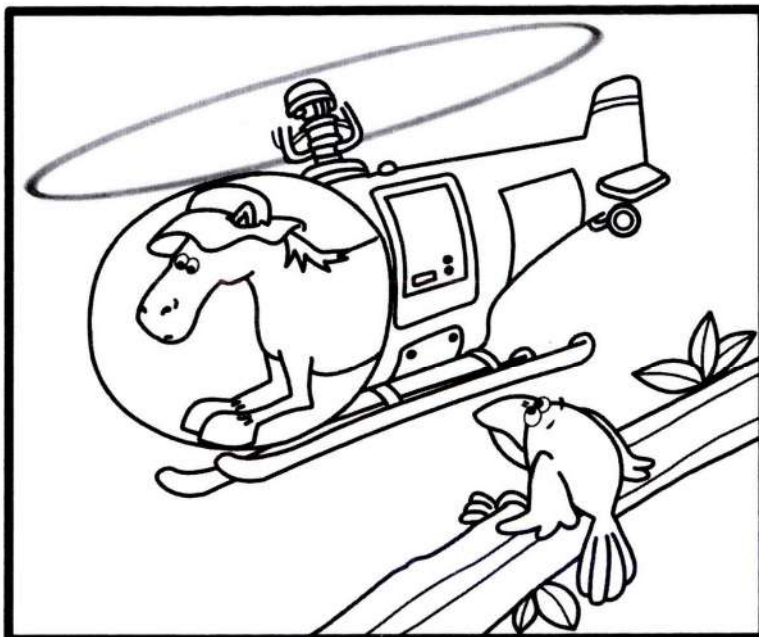




Count and write the missing numbers. Trace and say.



41 42 43 44 45 46 47 48 49

Color one item that begins with /k/ as in *cat*, /I/ as in *igloo*, /h/ as in *horse*, and /Λ/ as in *underwear*.



Trace and write letters. Match big and small letters. Draw pictures.

H _____ C _____ U _____ I _____

u _____ i _____ c _____ h _____

Cc

Ii


Uu

Hh

My Values

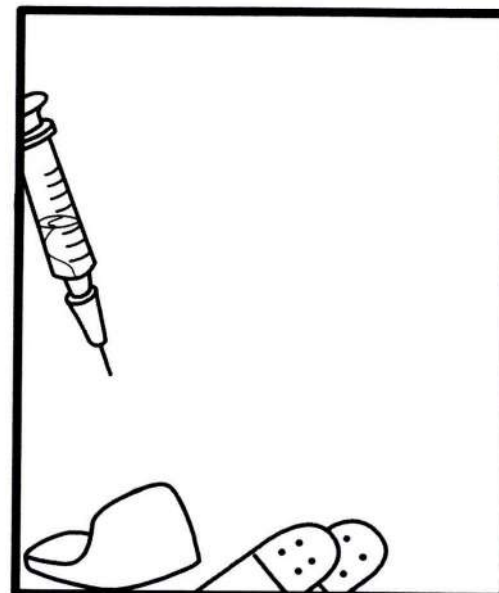



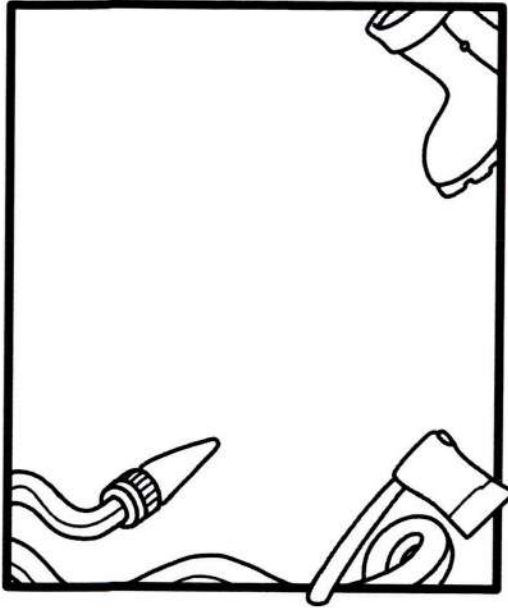
Draw cans on the shelf and read.



The  and  work together.

Our Community

Draw the missing people. Say.




Assessment

5




Let's Go to the Farm


Draw five chicks.







Cut and paste. Say where the animals are.

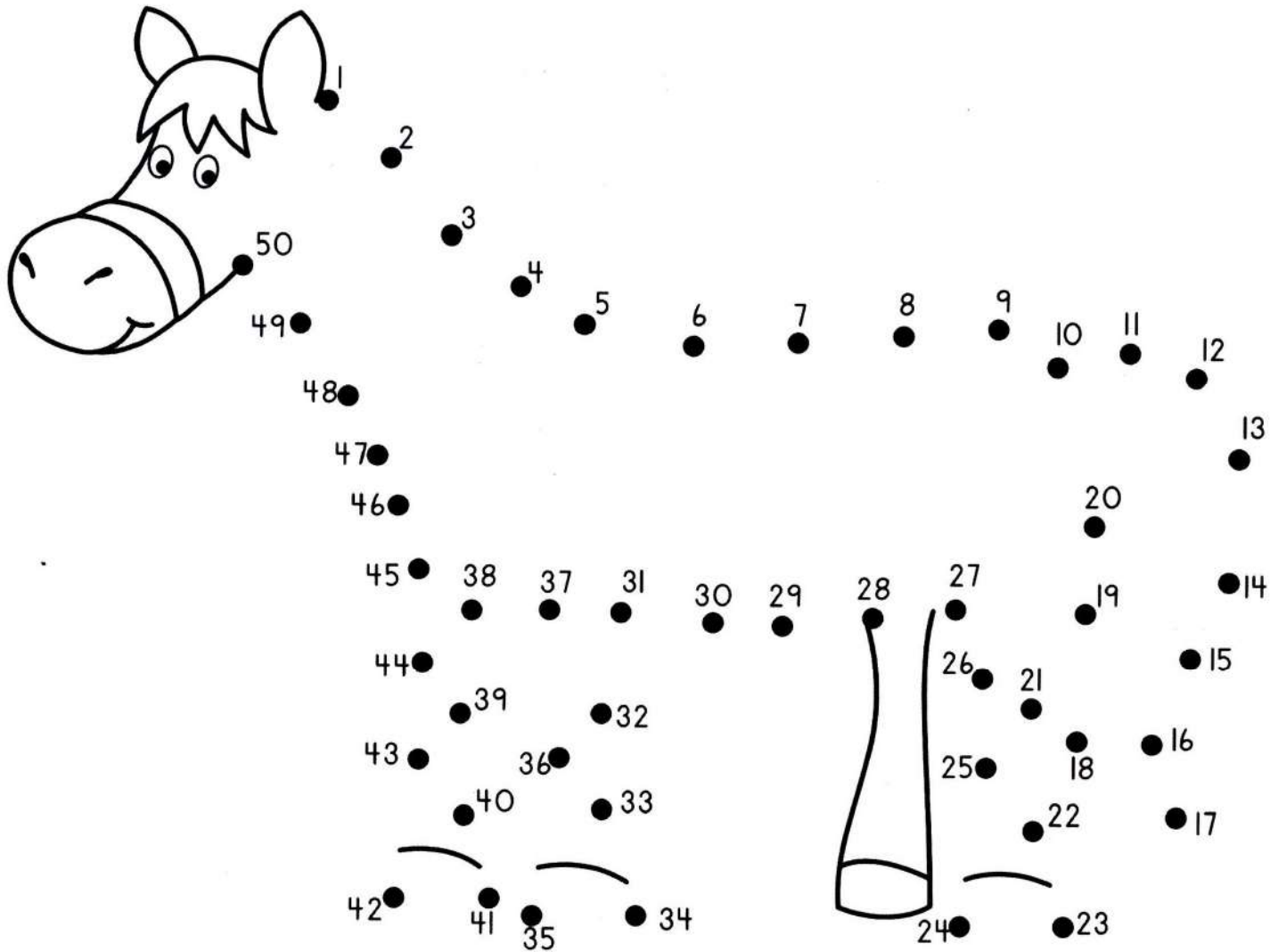




Draw what farmers do in the morning and at night.







Connect the dots in number order. Trace and say.



51 52 53 54 55 56 57 58 59

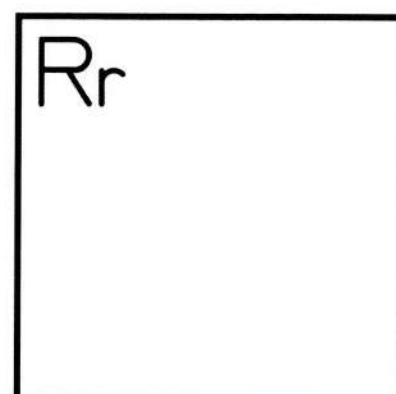
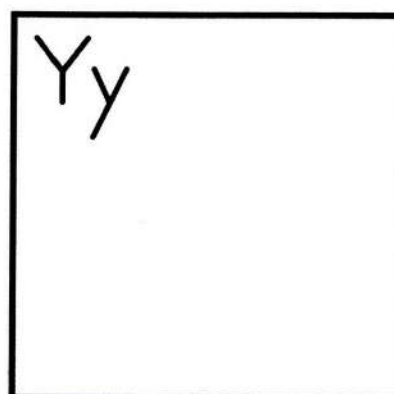


Circle one item that begins with /r/ as in *rain*, /b/ as in *barn*, /y/ as in *yarn*, and /j/ as in *jump rope*.



Trace and write letters. Match big and small letters. Draw pictures.


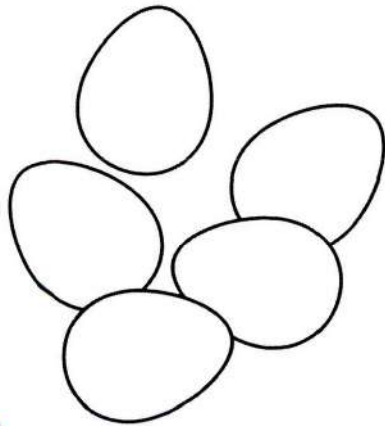

J _____ B _____ Y _____ R _____

r _____ y _____ j _____ b _____








My Values

What's missing? Match and say.



Let's Go to the Farm

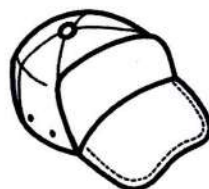


Draw the missing animals. Say.



6

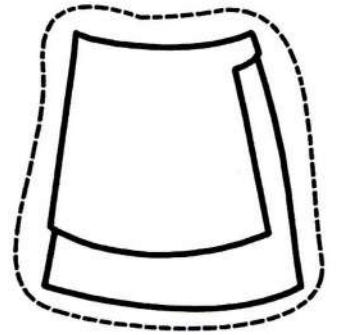

What People Wear


Who wears the clothes? Draw lines. Say.





Cut and paste. Say what they are wearing.

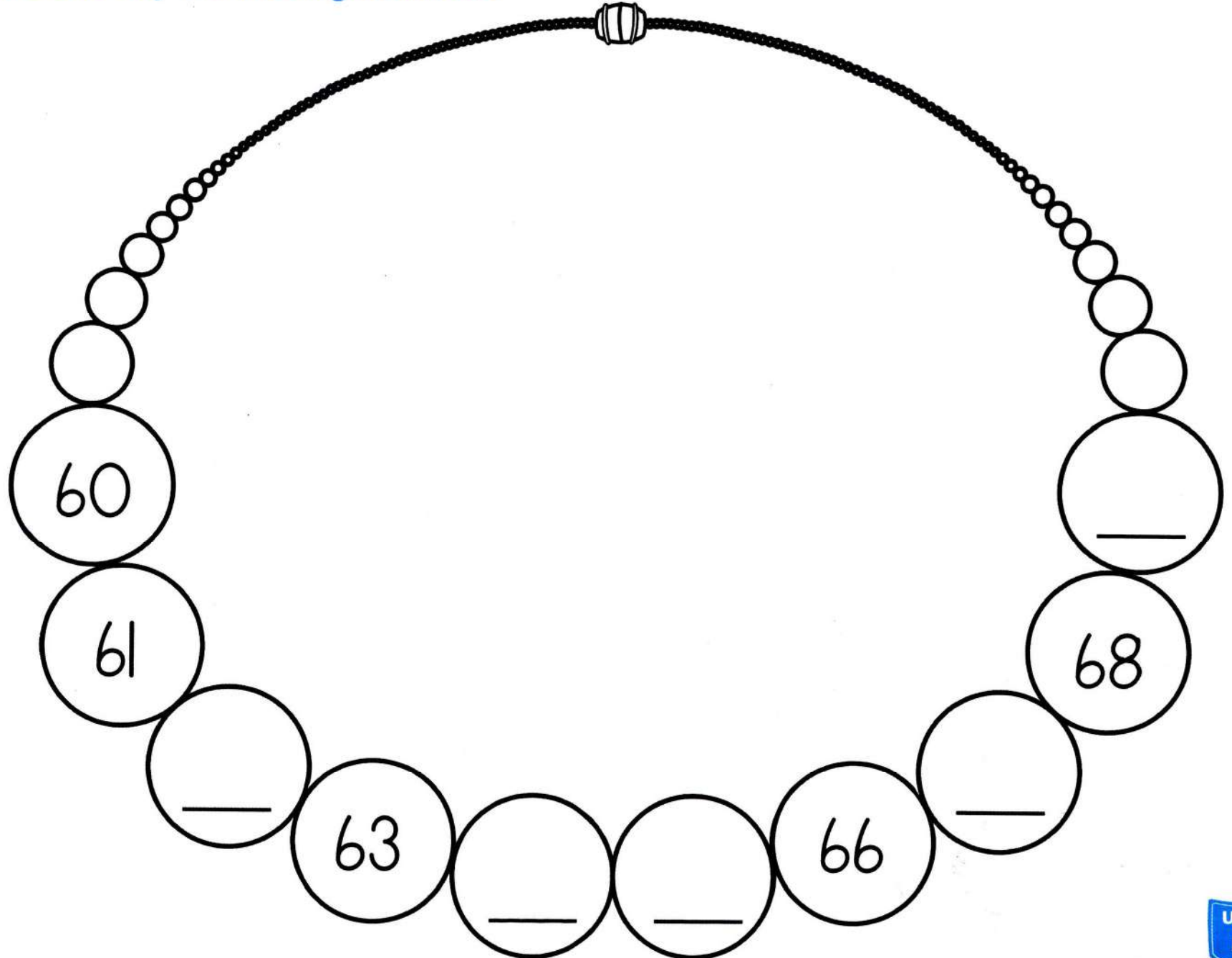






Draw a *bigger* sock. Draw a *smaller* shoe.



Write and say the missing numbers.



Circle items that begin with /k/ as in *key*, /w/ as in *watermelon*, /z/ as in *zipper* and end with /ks/ as in *mix*.



Trace and write letters. Match big and small letters. Draw pictures.

K _____ W _____ X _____ Z _____

x _____ z _____ k _____ w _____

Kk


Ww

Xx

Zz

My Values


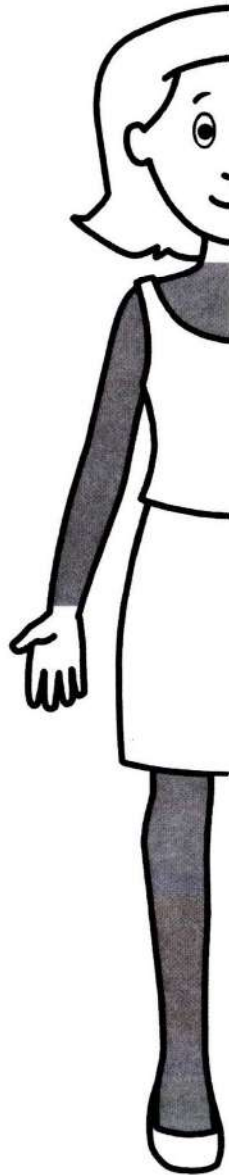
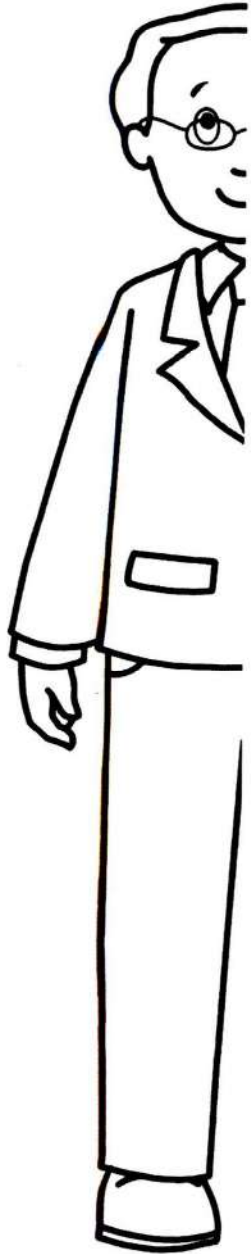
Color the uniforms. Read.



The  include the .

What People Wear

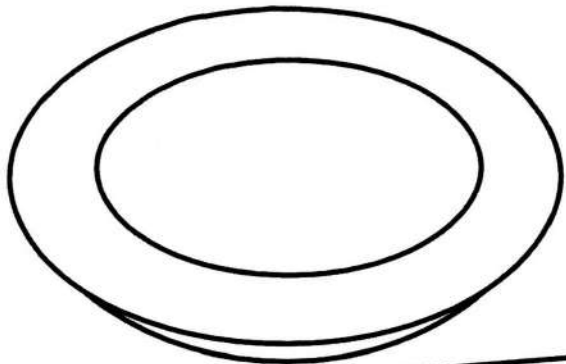
Draw the other half of each person. Say what they are wearing.



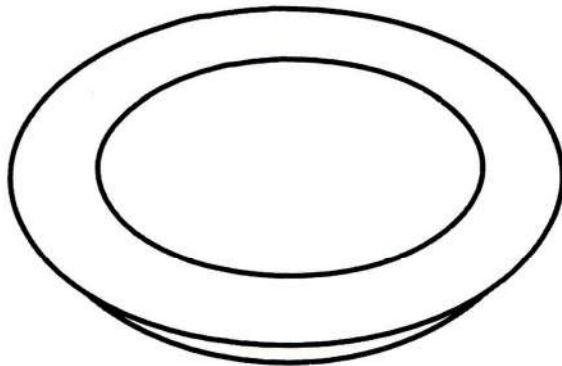
7


At the Restaurant

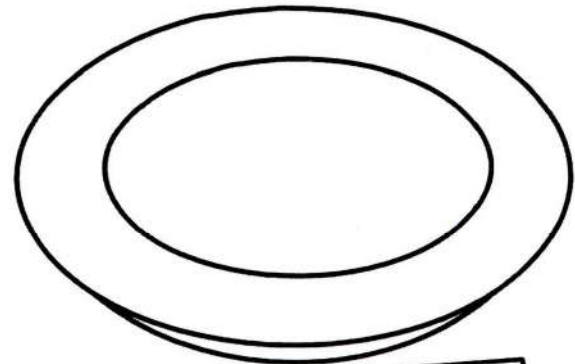

Match the foods. Draw the food on the plates. Say.



vegetables 




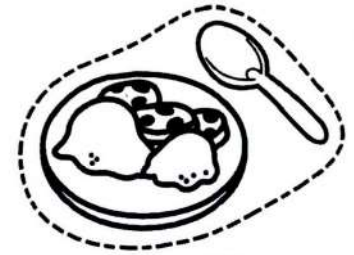
fruit 





desserts 



Cut and paste. Say what they are eating.



Circle the items that begin with /v/ as in *violin* and /kyu/ as in *queen*. Then trace and write the letters.



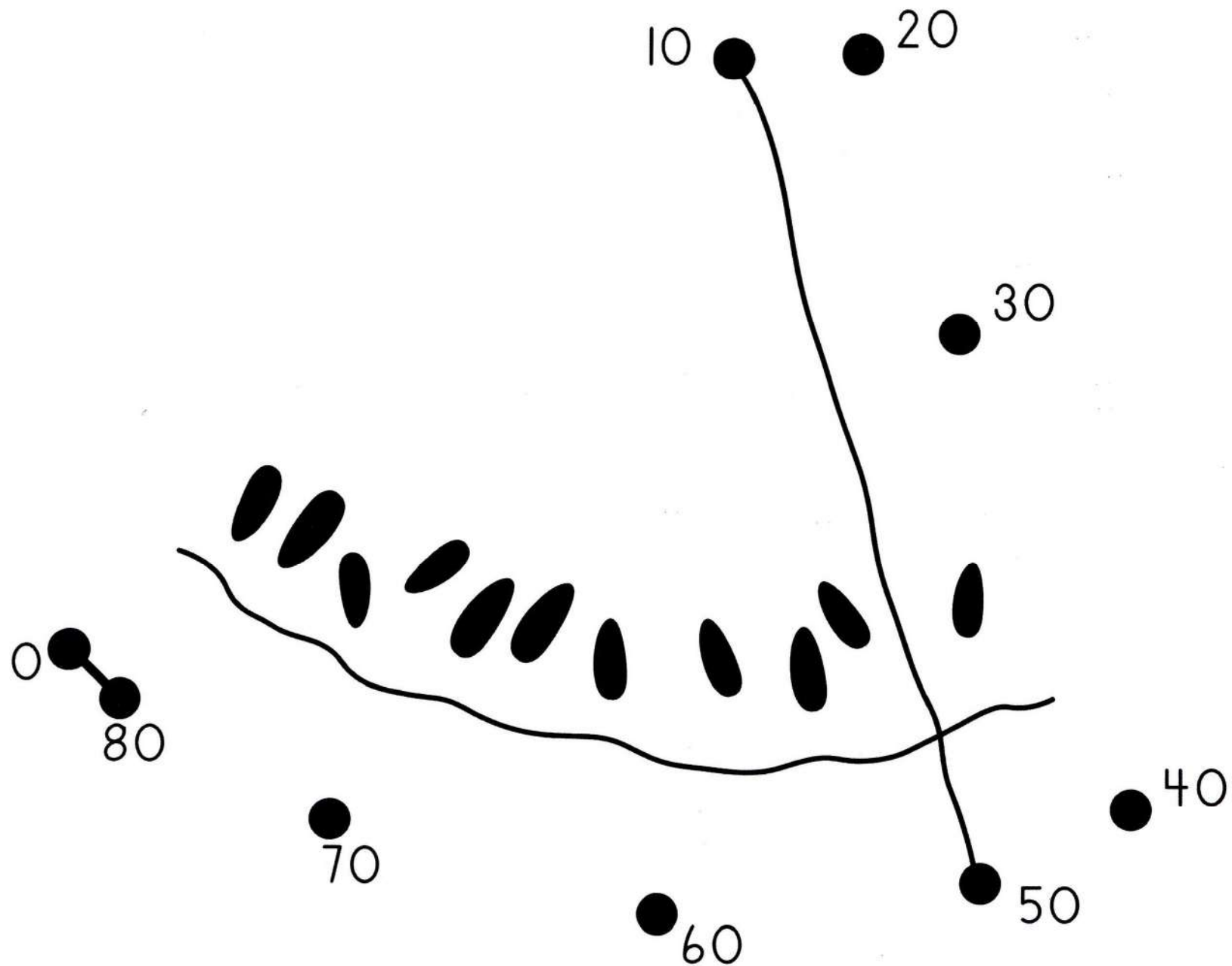
V _ _

v _ _

Q _ _

q _ _


Connect the dots by tens from 0 to 80. Name the food. Color.



Look and read. Trace and read. Write and read.




a



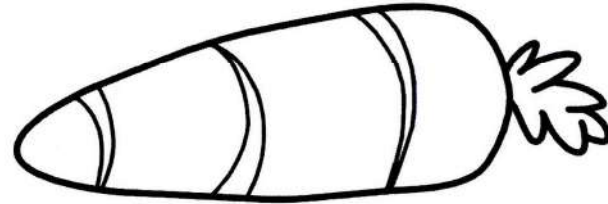
.

I see a

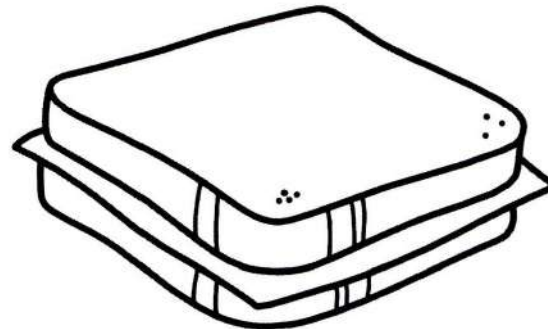


.

I see a




.




.

Say and write the letter.



__alad




__ilk




__an



__uilt



__arrot




__ish

My Values

Who is sharing? Circle. Read.







The  is sharing.

The  is not sharing.

At the Restaurant

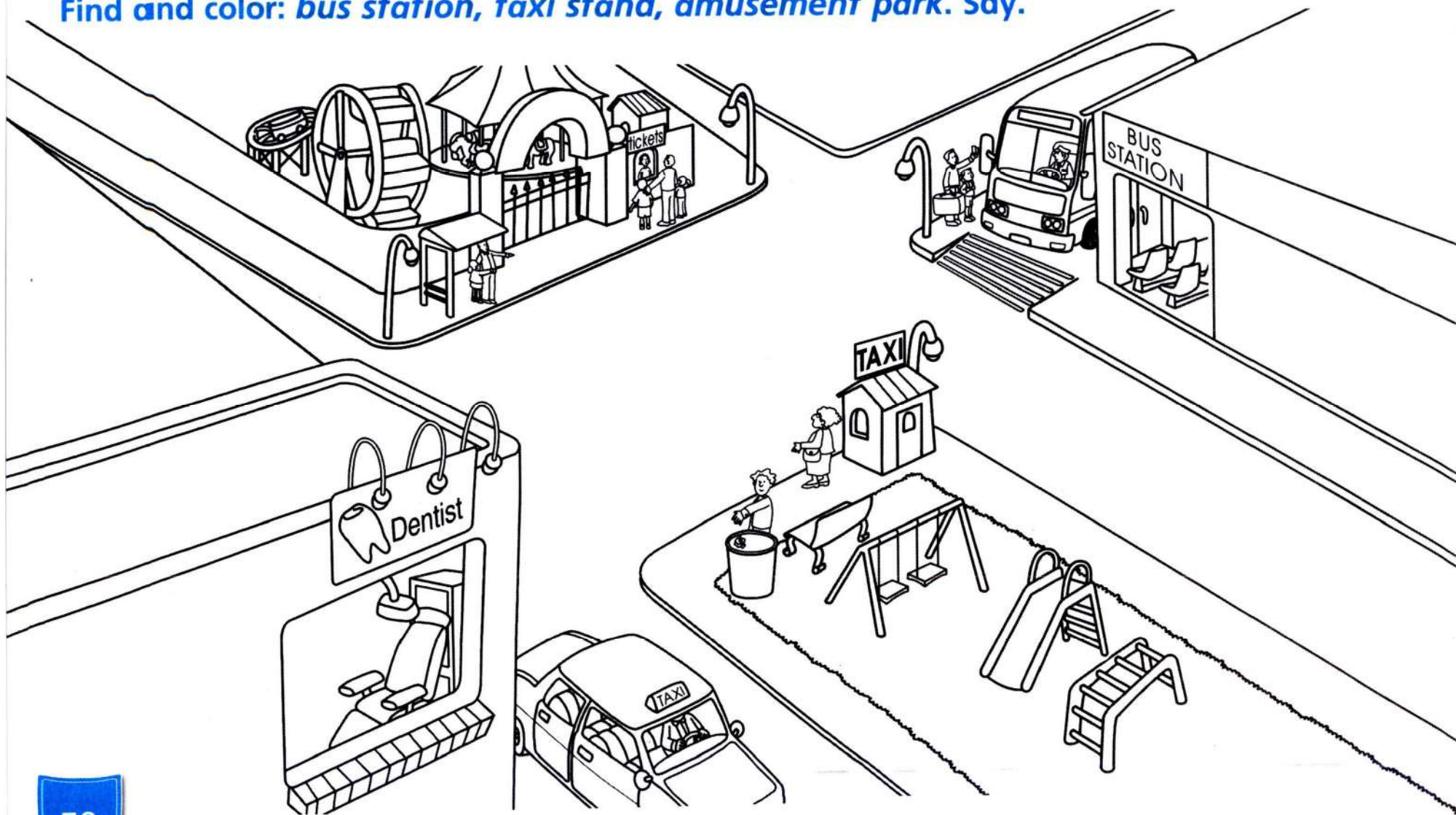
Color the crayons and food. Draw other foods that are the same color and say.



8


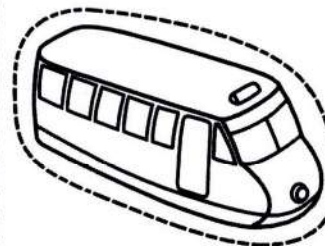

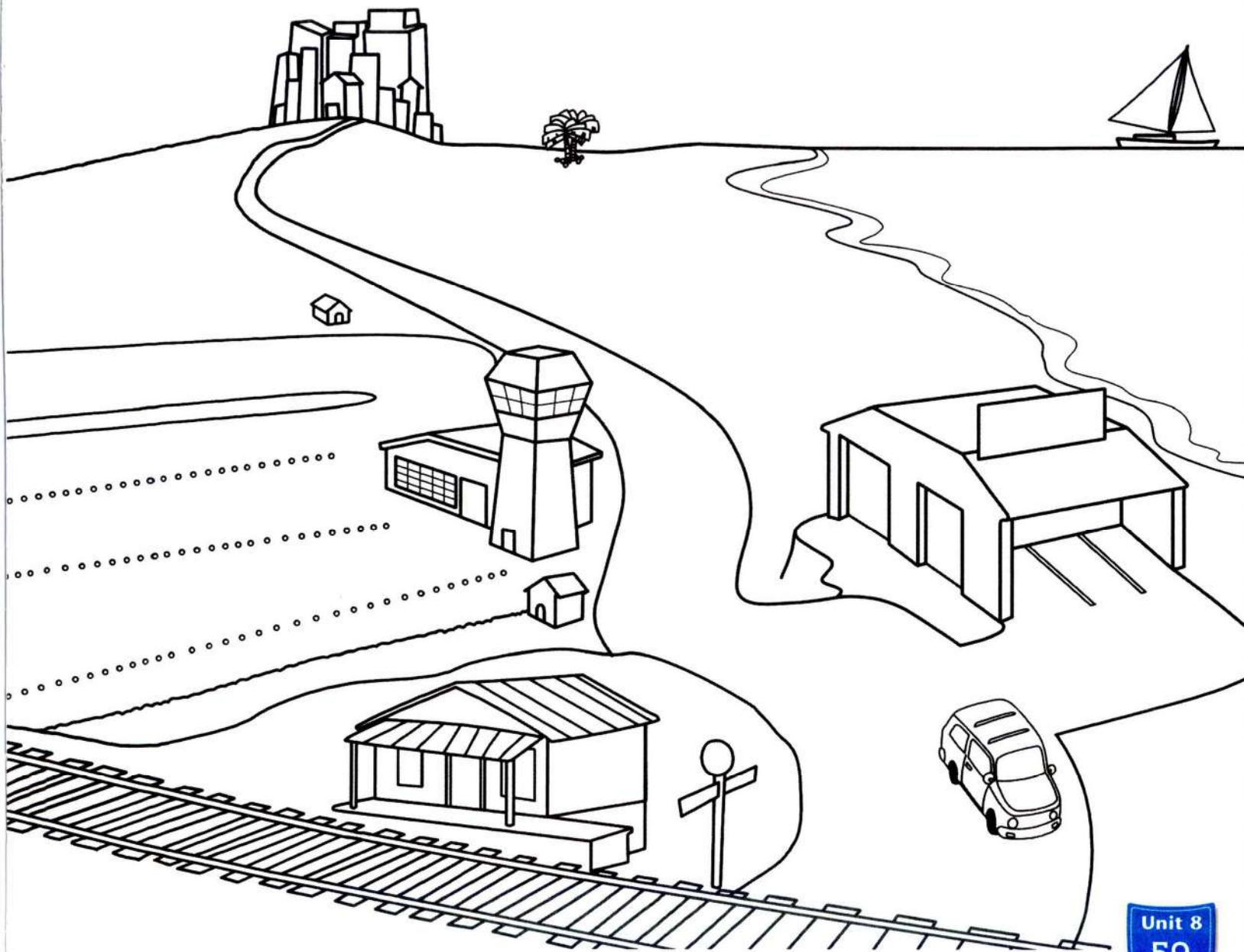
Let's Go Somewhere

Find and color: *bus station, taxi stand, amusement park.* Say.

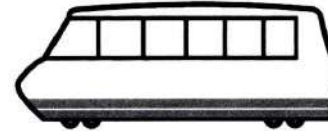
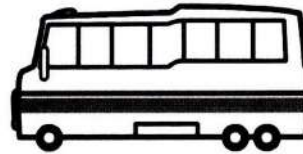




Color, cut out, and paste. Say where the *airplane*, *bus*, *train*, and *family* are going.



The family is going on vacation. Circle a vehicle.
Draw where they are going *first*, *then*, *last*, and say.

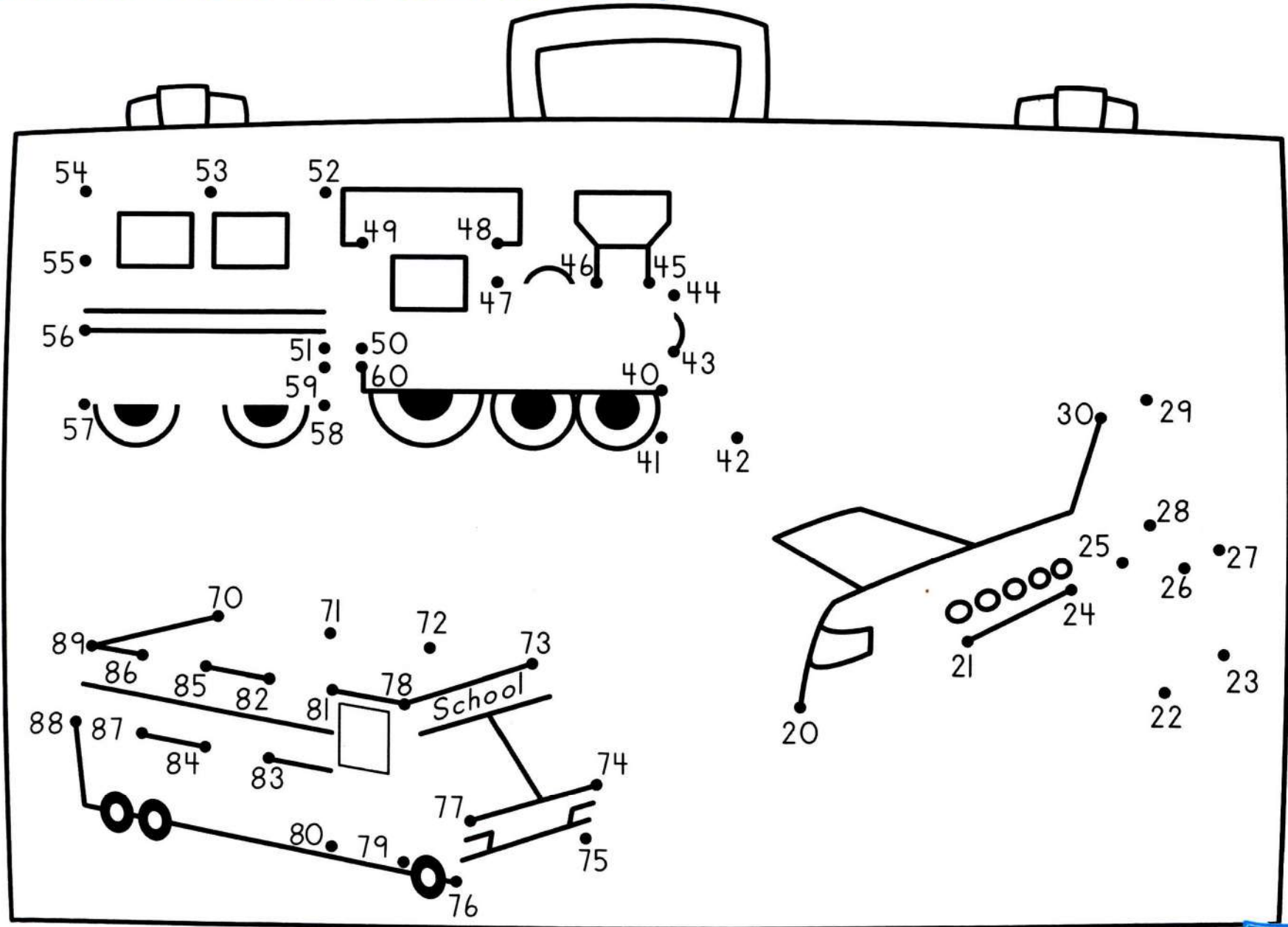


first

then


last

Connect the dots 20–30, 40–60, 70–89, and say.




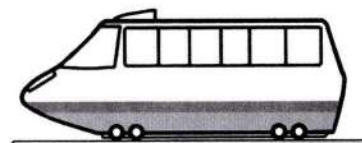


Read and circle. Trace, read, and circle. Write and circle.

I see a car.




I see a bus.





_____.

Read and circle. Trace, read, and circle. Write and circle.

I see a .
It is big.




I see a .
It is small.



My Values

Who is careful? Circle. Read.




I see a  .

I see a  .

They are careful.

Let's Go Somewhere

Draw vehicles. Then draw lines from vehicles to places. Say.




Assessment

9

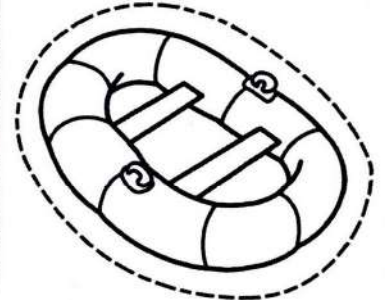

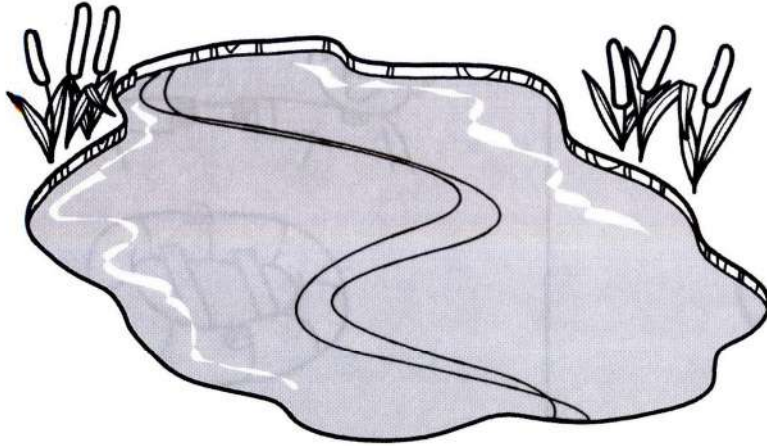
Going Camping


Draw a campfire. Circle the flashlight, tent, bucket, rope, and rocks. Say.




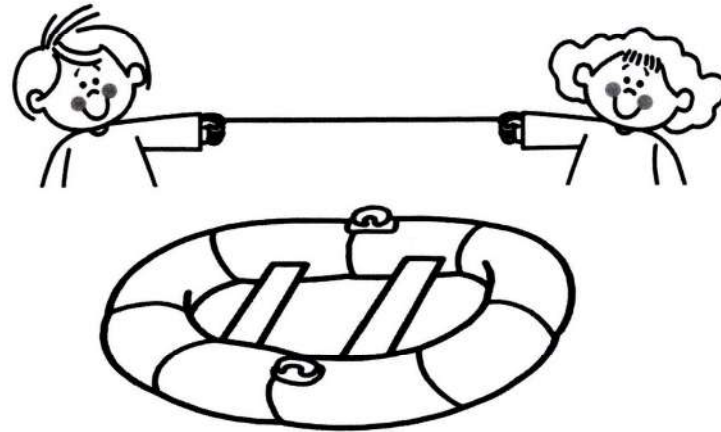


Cut and paste. Say where each item is: *in, in front of, on, next to.*

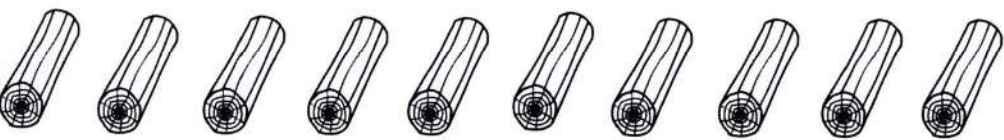
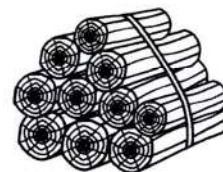



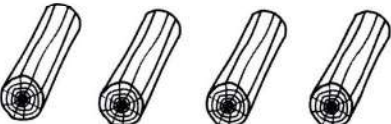



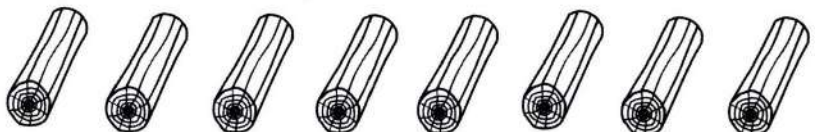
Think and draw *long* and *short* camping items.



Count and write. Trace and say.

10 =  = 


  =

  =


91 92 93 94 95 96 97 98 99 100

Read. Trace and read. Write and read. Color the fish.

It is a  fish.

It is a  fish.

 _____.




Read, draw, and color.


What do you



?



I see a tent.
It is yellow.



My Values


Circle the water. Read.



The  listen to their father.

Going Camping

Follow the path. Say what the family is doing, using *first* and *then*. Draw and say what the family does *last*.



Extra Practice: Reading and Writing





Cut out and match. Say.

F

M

S




L

f

m

s

l







Cut out and match. Say.

P

T

N


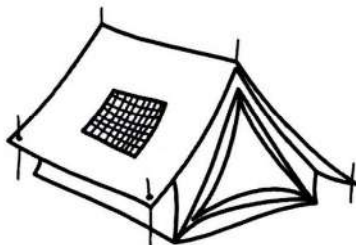
A

p

t

n

a







Cut out and match. Say.

E

D

O






G

e

d

o

g







Cut out and match. Say.

H

I

C

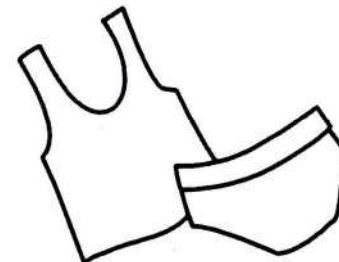



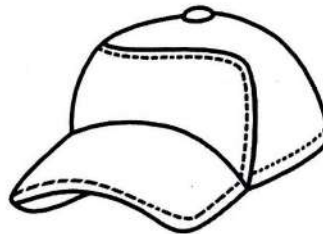
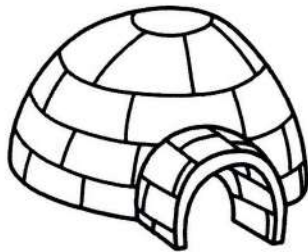

U

h

i

c

u







Cut out and match. Say.

B

J

Y







R

b

j

y

r





 Cut out, match, and say. Make sentences.

Q

V

is





a

q

v

It

.








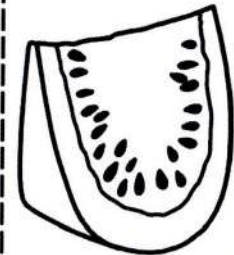
Trace and read. Cut out words, match, and paste.
Choose a picture. Cut and paste. Draw the picture.




I



see



a




.

I	see	a		.
---	-----	---	--	---


Trace, read, and draw. Read the sentences.

I see a



.

It is



.




Cut out and make sentences. Read the sentences.

It

It


I



is

is

see



a

red

a



.

.


.








Look at the pictures. Cut out and paste the cards. Read the sentences.




The is the .



The is the .




on



in

Read, write, and draw. Read your sentences.



I see a _____.

It is _____.



Color and cut out the puppet. Tape or paste the puppet to a stick.

