


Workbook

# Pockets

1

Second  
Edition



Mario Herrera

Barbara Hojel

Audio CD  
included



PEARSON  
Longman



# Workbook

# Pockets ①

Second  
Edition



Mario Herrera

Barbara Hojel




# Contents

|                           |    |
|---------------------------|----|
| ① My Classroom .....      | 2  |
| ② My Body .....           | 10 |
| ③ My Toys .....           | 18 |
| ④ My Family .....         | 26 |
| ⑤ Our Pets .....          | 34 |
| ⑥ My Clothes .....        | 42 |
| ⑦ Party Food .....        | 50 |
| ⑧ Around My Home .....    | 58 |
| ⑨ Nature Around Us .....  | 66 |
| Happy Monkey Puppet ..... | 75 |
| Certificate .....         | 77 |

# 1

# My Classroom

Trace and color. Say.




## 2



Warm Up



Trace and color. Say.


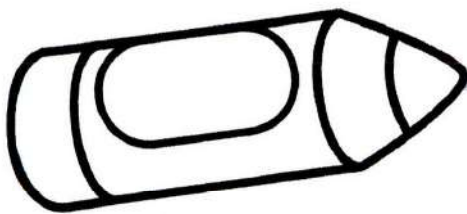




Trace. Find more *circles* and color them.



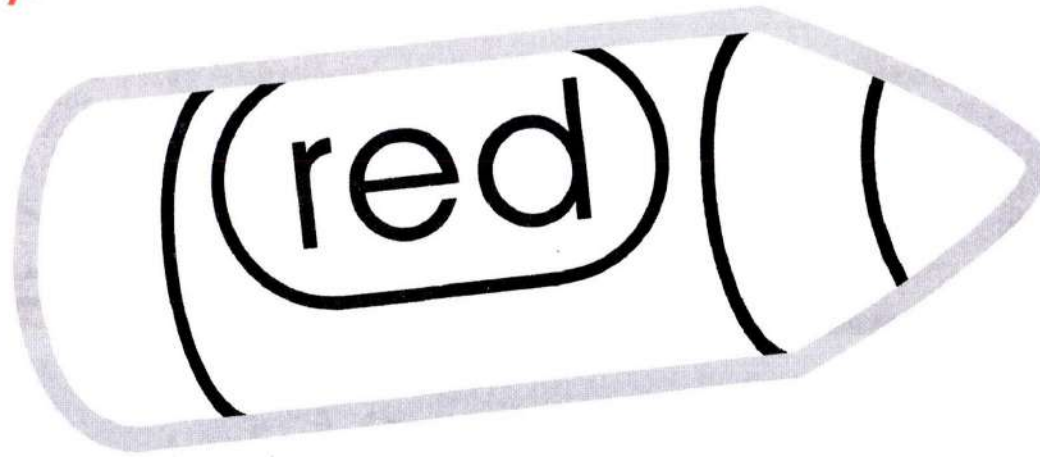


Practice

Trace and say.

















Trace and color. Say.





Color. Paste or draw more *circles*.




# My Values

Who is neat? Circle the boy or girl.



# My Classroom

Point to each picture or shape and say. Draw yourself.






## 2

## My Body


Trace and color. Say.



Trace and color. Say.




Trace and color. Say.









Trace and say. Match the *noses*.






Paste paper on the crayon. Color and say.





Paste yarn or sticks for the *arms* and *legs*. Point and say.





# My Values










Draw your face and hair or paste in your photo.



# My Body


Point to each picture or shape and say. Draw yourself.



## 3



## My Toys

Trace and color. Say.










Trace and color. Say.



Trace and color. Say.




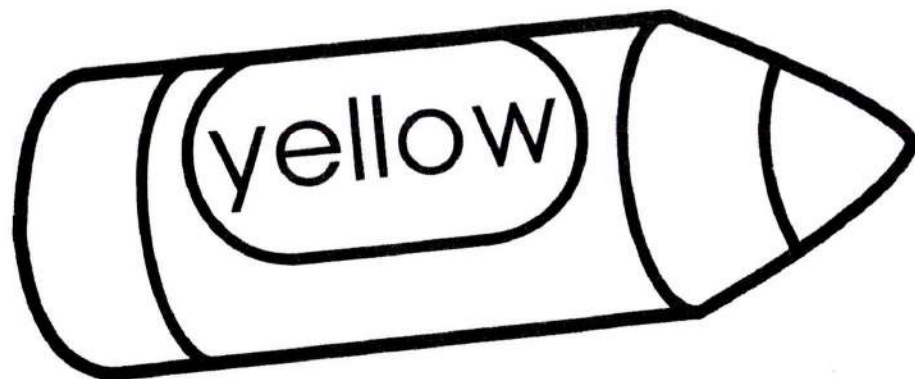









Paste paper on the crayon. Color and say.





Trace and color. Draw another toy.



# My Values







Who is sharing? Color them.





# My Toys


Point to each picture or shape and say. Draw your favorite toy.




## 4

## My Family

Trace and color. Say.




Trace and color. Say.







Trace and say. Color.







Trace. Draw lines between other family members. Say.








Paste paper on the crayon. Color and say.






Color and say.



# My Values



Draw your family or paste in a photo.





# My Family

Point to each picture or shape and say. Draw your family.








Trace and color. Say.






Trace and color. Say.






**Trace and say. Paste paper.**


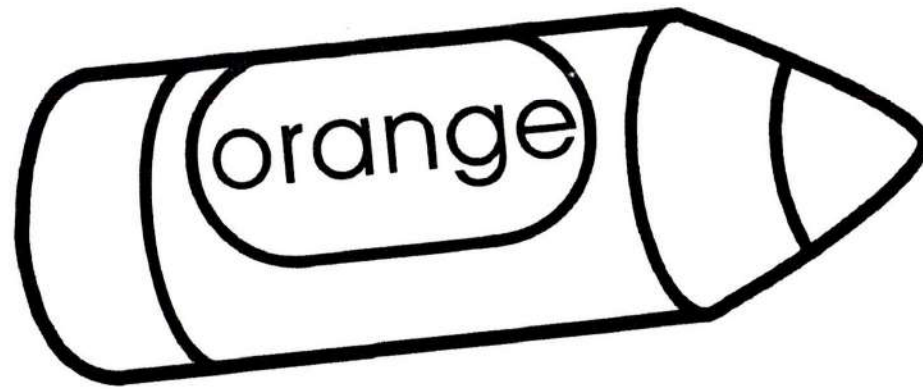


Trace. Draw and color a *fish* in the bowl.










Paste paper on the crayon. Color and say.






Trace. Match and color the shapes. Say.



# My Values

Color the pet.



# Our Pets

Point to each picture or shape and say. Draw your favorite pet.









## 6

## My Clothes


Trace and color. Say.



Trace and color. Say.




Trace and color. Say.





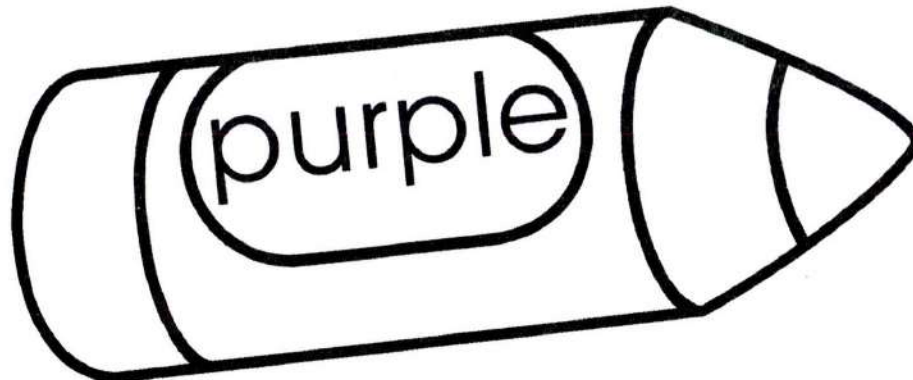


Trace and draw lines from children to clothes. Say.






Paste paper on the crayon. Color and say.




Color the clothes and say. Draw shoes.





# My Values

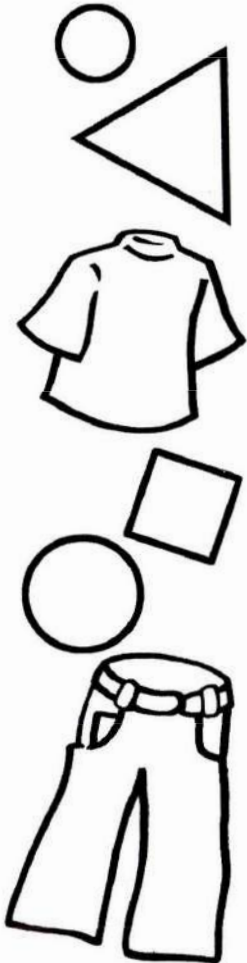



Who is helping? Circle the boy or girl.





# My Clothes


Point to each picture or shape and say. Draw your favorite clothes.



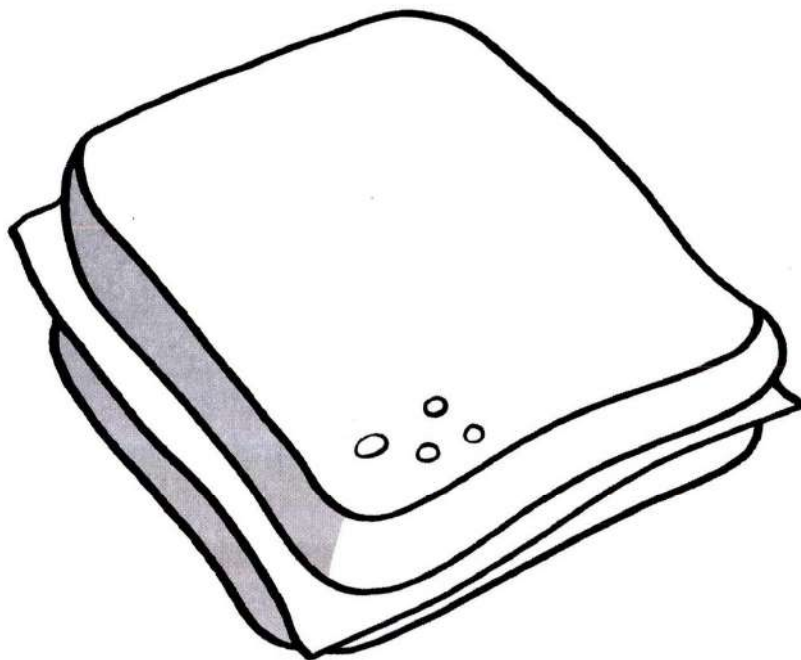
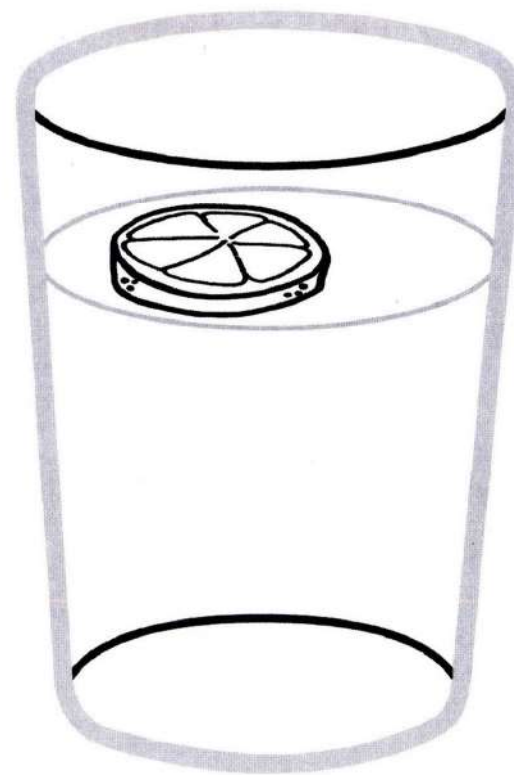

## 7

## Party Food

Trace and color. Say.




Trace and color. Say.






Trace and paste paper. Say.





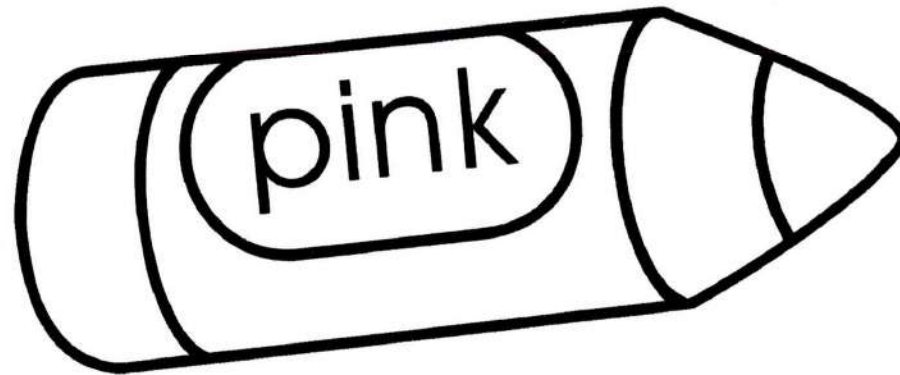


Trace. Color the shapes and say.

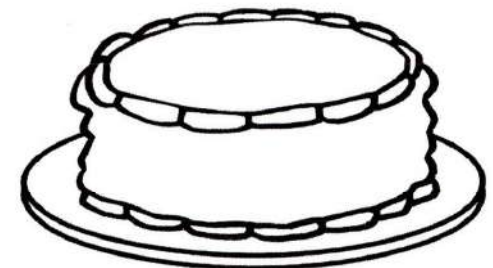










Paste paper on the crayon. Color and say.




Match shapes to foods. Color.



# My Values


Who is taking turns? Color them.





# Party Food


Point to each picture or shape and say. Draw your favorite food.





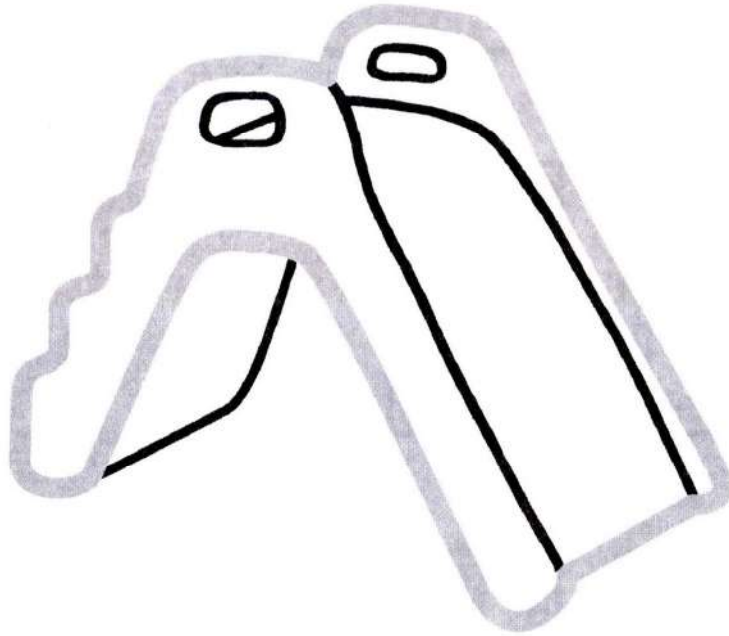
## 8

## Around My Home

Trace and color. Say.





Trace and color. Say.







Trace. Paste paper on the *apartments*.








Point and say what you see. Color.






Paste paper on the crayon. Color and say.



Trace and draw lines to make more swings. Color.





# My Values



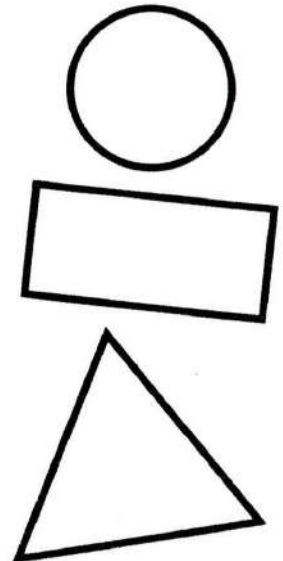

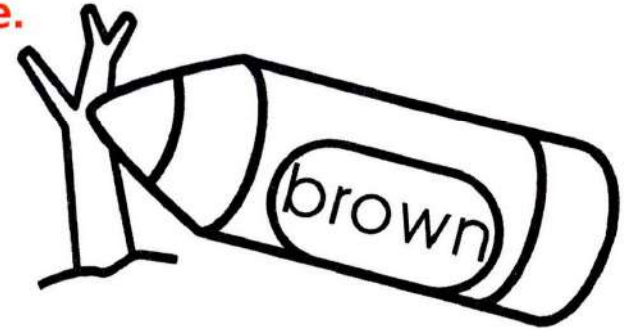
Draw your face and hair or paste in a photo.







# Around My Home

Point to each picture or shape and say. Draw your home.




Trace and color. Say.










Trace and color. Say. Paste a paper sun.




Trace and color. Point and say.





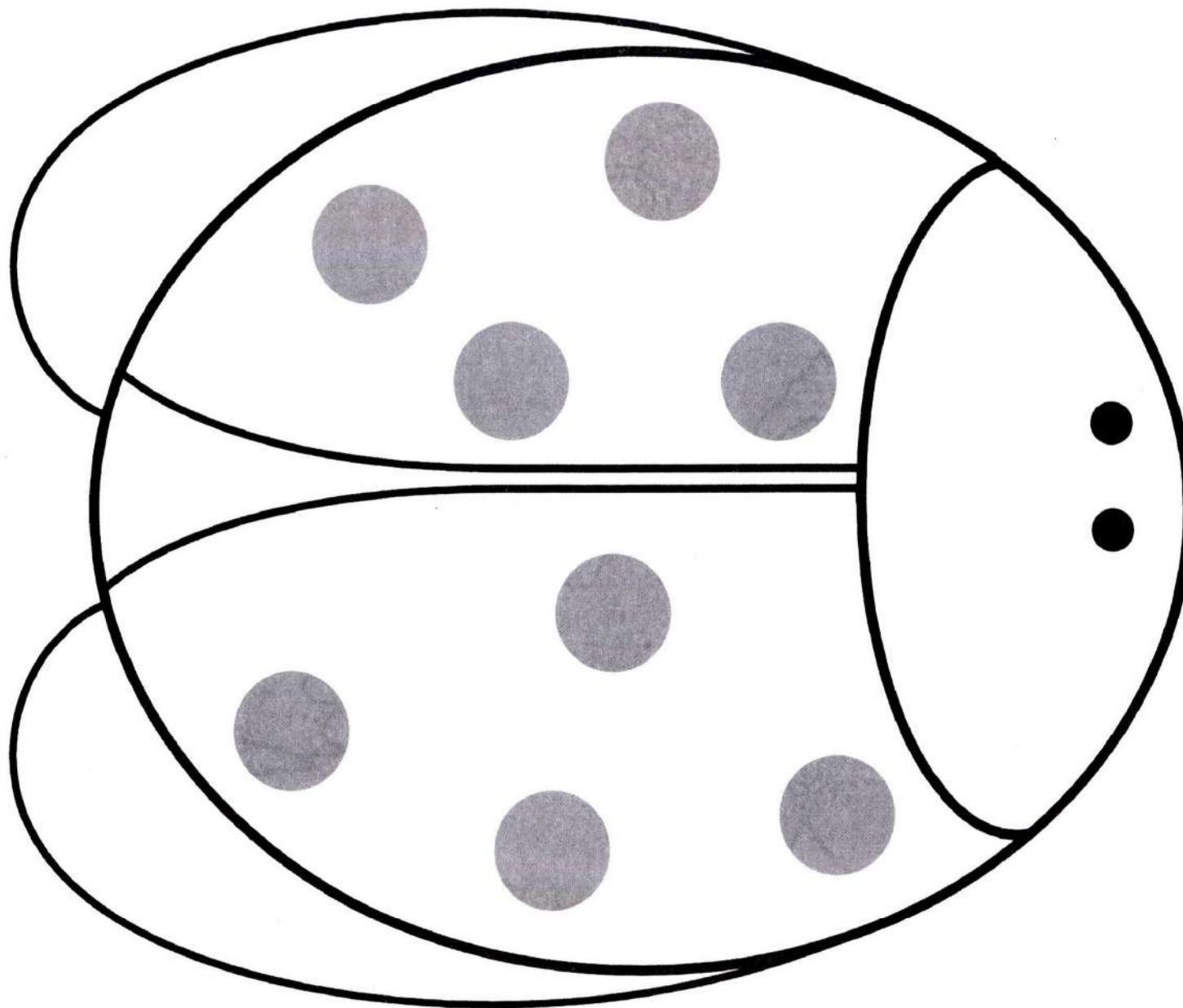
Draw *bugs*. Point and say. Color.



Color and say.




Color. Paste paper on the *ladybug's* spots.



# My Values


Color the things you like in nature. Say.






# Nature Around Us


Point to each picture or shape and say. Draw a *tree*.




Paint and say.



Color the puppet. Tape or paste the puppet to a stick.



Color the back of the puppet. Tape or paste to a stick.





---

**has finished Pockets 1 Workbook.**



# Pockets 1

Second  
Edition



Reach into *Pockets, Second Edition*, for a happy, productive English classroom! This popular four-level course for children aged two to five features an easy-to-use, five-step pedagogy that supports language acquisition and skills development.

## New to the second edition

- fun hands-on projects
- a values curriculum
- more math content
- dialogue-enhanced assessments
- photographs for a real-life connection
- student CD-ROMs
- new songs and chants
- a Reading and Writing Workbook with Teacher's Notes
- a new level for two-year-olds



Pockets Companion Website  
<http://www.pearsonlongman.com/pockets>

## Components

- Student Book with CD-ROM (Levels 2 and 3)
- Workbook with Songs and Chants CD
- Reading and Writing Workbook (one for program)
- Interleaved Teacher's Edition
- Class Audio CD
- Large-format Picture Cards
- Large-format Posters
- Teacher's Bonus Pocket (one for program)
- Mascot Puppet
- Video (DVD) with Guide
- Big Book with Teacher's Notes
- Companion Website

