


2nd Edition

Family and Friends

2

Workbook



OXFORD

Naomi Simmons

2nd Edition

Family and Friends 2

Workbook



Naomi Simmons

OXFORD
UNIVERSITY PRESS

OXFORD
UNIVERSITY PRESS

Great Clarendon Street, Oxford, OX2 6DP, United Kingdom

Oxford University Press is a department of the University of Oxford.
It furthers the University's objective of excellence in research, scholarship,
and education by publishing worldwide. Oxford is a registered trade
mark of Oxford University Press in the UK and in certain other countries

© Oxford University Press 2014

The moral rights of the author have been asserted

First published in 2014

2018 2017 2016 2015 2014

10 9 8 7 6 5 4 3 2

No unauthorized photocopying

All rights reserved. No part of this publication may be reproduced, stored
in a retrieval system, or transmitted, in any form or by any means, without
the prior permission in writing of Oxford University Press, or as expressly
permitted by law, by licence or under terms agreed with the appropriate
reprographics rights organization. Enquiries concerning reproduction outside
the scope of the above should be sent to the ELT Rights Department, Oxford
University Press, at the address above

You must not circulate this work in any other form and you must impose
this same condition on any acquirer

Links to third party websites are provided by Oxford in good faith and for
information only. Oxford disclaims any responsibility for the materials
contained in any third party website referenced in this work

ISBN: 978 0 19 480804 0

Printed in China

This book is printed on paper from certified and well-managed sources

ACKNOWLEDGEMENTS

Cover illustration by: Tomek Giovanis and Christos Skaltsas

Other illustrations by: Kathy Baxendale pp.18, 62, 63; Andy Catling pp.40, 112;
Simon Clare Creative Workshop pp.11, 17, 23, 29 (Ex 3), 33, 39, 45, 51 (Ex
5), 55, 61, 67, 73 (Ex 3), 76 (Ex 2), 77, 83, 89, 95 (Ex 3), 99, 105, 111; Chris
Embleton pp.4 (snake), 7 (Ex 2), 8, 10, 14 (Ex 2), 16, 20, 28 (Ex 1), 29 (Ex 4), 30,
32, 36, 38, 42, 44, 50 (Ex 1), 51 (Ex 3), 52, 54, 58, 60 (Ex 2), 64, 66, 68, 72 (Ex 1),
73 (Ex 4), 74 (Ex 2), 80, 82, 85, 86, 94 (Ex 1), 95 (Ex 4), 96, 98, 102 (Ex 1), 104,
108, 110, 117 (Ex 3), 124 (hairstyles), 125, 126, 127, 128, 129, 130, 131, 132;
Amanda Enright (Advocate) pp.24, 84, 90, 91; Tomek Giovanis and Christos
Skaltsas pp.4 (Ex 1), 5, 15 (Ex 2), 53 (Ex 2), 97, 102 (Ex 2), 103, 109 (Ex 2),
124 (Rosy & Tim's families); Andrew Hamilton pp.14 (Ex 1), 22, 27, 60 (Ex 1),
74 (Ex 1), 76 (Ex 1), 116 (Ex 1); John Haslam pp.26, 48, 70, 92, 93, 114, 118, 119;
Dusan Pavlic (Beehive Illustration) pp.6, 7 (Ex 1), 9, 12, 15 (Ex 1), 21, 31, 37, 43,
46, 47, 53 (Ex 1), 56, 59, 65, 75, 81, 87, 100, 106, 109 (Ex 1); Lisa Smith (Sylvie
Poggio Artists Agency) pp.34, 78; Jo Taylor (Sylvie Poggio Artists Agency) p.88;
Lesley Vamos (Andrea Brown Literary Agency) pp.120, 121, 122.

DVD Stills by: MTJ Media pp.27, 49, 71, 93, 115

Contents


Starter	Welcome back!	4
Unit 1	Our new things	8
	About me: writing about my classroom	13
Unit 2	They're happy now!	14
	About me: writing about my feelings	19
Unit 3	I can ride a bike!	20
	About me: writing about what I can and can't do	25
	Fluency Time! 1	26
	Review 1	28
Unit 4	Have you got a milkshake?	30
	About me: writing about my lunch box	35
Unit 5	We've got English!	36
	About me: writing about my school subjects	41
Unit 6	Let's play after school!	42
	About me: writing about what I do after school	47
	Fluency Time! 2	48
	Review 2	50
Unit 7	Let's buy presents!	52
	About me: writing about presents for my mum	57
Unit 8	What's the time?	58
	About me: writing about my day	63
Unit 9	Where does she work?	64
	About me: writing about where my family work	69
	Fluency Time! 3	70
	Review 3	72

Unit 10	It's hot today!	74
	About me: writing about the weather	79
Unit 11	What are you wearing?	80
	About me: writing about the clothes I'm wearing	85
Unit 12	You're sleeping!	86
	About me: writing about my family at a party	91
	Fluency Time! 4	92
	Review 4	94
Unit 13	Look at all the animals!	96
	About me: writing about a farm visit	101
Unit 14	Look at the photos!	102
	About me: writing about me and my friends in Primary 2	107
Unit 15	Well done!	108
	About me: writing about a school open day	113
	Fluency Time! 5	114
	Review 5	116
	Fluency Time! Review	118
	Culture	120
	Everyday English phrase bank	123
	Picture dictionary	124
	Handwriting	133

Lesson One

1 Write.

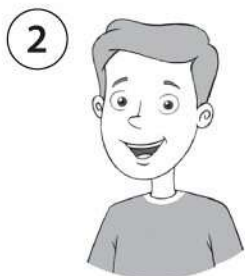
Tim brown long short ~~Rosy~~ green curly Billy



Her name's Rosy.

She's got _____ hair.

She's got _____ eyes.



His name's _____.

He's Rosy's cousin.

He's got _____ hair.

He's got _____ eyes.



His name's _____.

He's Rosy's brother.

He's got _____ hair.

2 Find and circle the family words.

mum dad ~~brother~~ cousin grandma grandpa



1 Write your name. Circle the correct word and write. Then draw yourself.

1 My name's _____.

2 I'm _____.

six seven eight

3 I've got _____ hair.

blond brown black red

4 I've got _____ hair.


long short

5 I've got _____ hair.

straight curly

6 I've got _____ eyes.

brown blue grey green



2 Order the words. Match.

1 Rosy's This . mum is

This is Rosy's mum.

c

2 dad is This Rosy's .

3 . cousin Tim is Rosy's

a



b



c



Lesson Three

1 Match.

1 Hello.

b

a I'm seven.

2 How are you?

b Hi.

3 What's your name?

c Bye.

4 How old are you?

d I'm fine, thank you.

5 Goodbye.

e My name's Jasmin.

2 Write.

~~Her~~ His He's She's

This is my sister. Her name's Jasmin.
_____ seven.

This is my friend. _____ name's Sam.
_____ nine.



3 Find and circle the days of the week. Write.


Sunday Monday ~~Tuesday~~ Wednesday Thursday Friday Saturday

T	S	a	t	u	r	d	a	y	S
h	★	★	★	★	★	★	★	★	u
u	★	T	u	e	s	d	a	y	n
r	★	F	r	i	d	a	y	★	d
s	★	★	★	★	★	★	★	★	a
d	W	e	d	n	e	s	d	a	y
a	★	★	★	★	★	★	★	★	★
y	★	★	★	M	o	n	d	a	y

Today is _____.

1 Count and write.

There is There are



1 There are two cars.

2 _____ train.


3 _____ balls.

4 _____ puzzle.

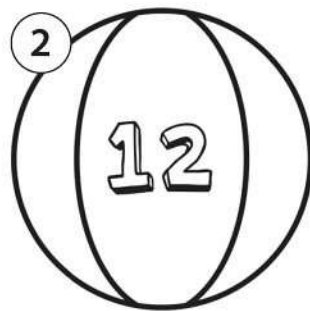
5 _____ teddy.

6 _____ kites.

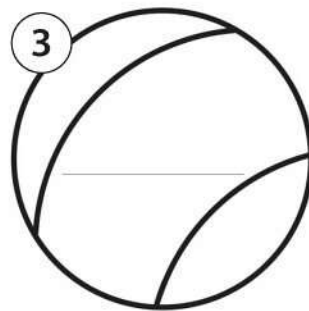
2 Write the missing words and numbers.




eleven

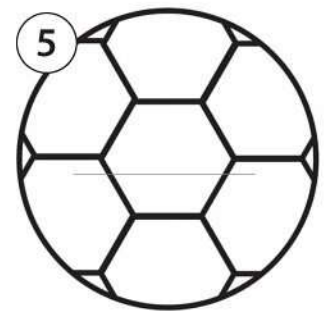


twelve

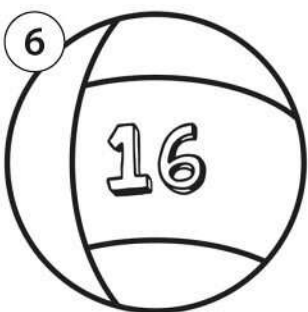


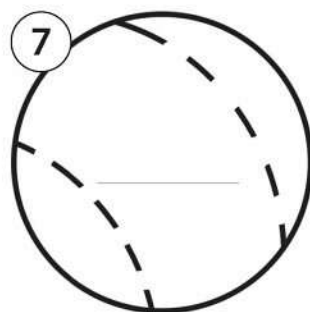
thirteen



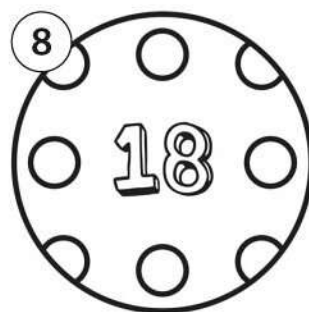


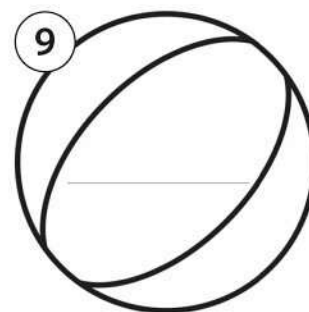
fifteen





seventeen





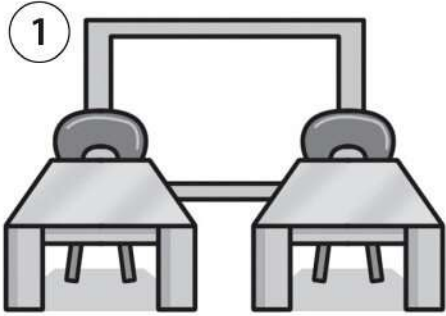
nineteen



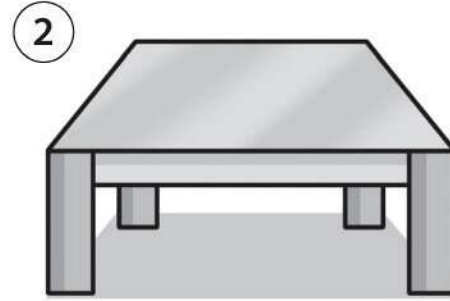
Lesson One Words

1 Find and circle the words.

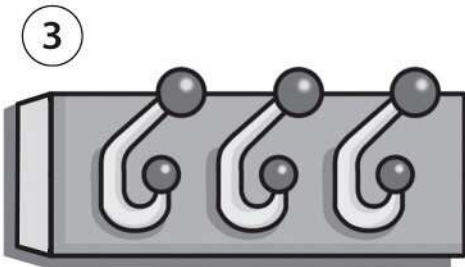
pegs pencil cases ~~classroom~~ computers table board




classroomopl



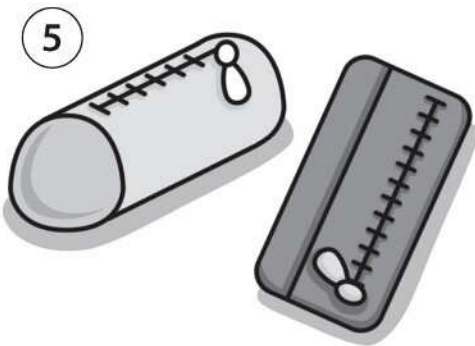
actablebi



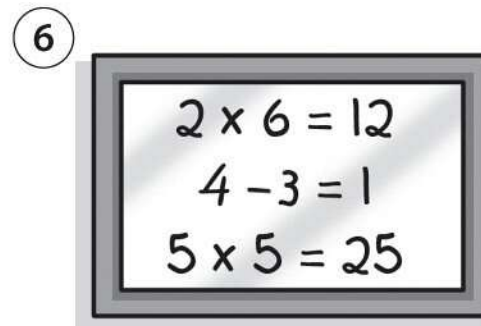
jbpegsqw



skocomputersrt



xpencilcasest




upboardzx

2 Look at the numbers in Exercise 1 and write.

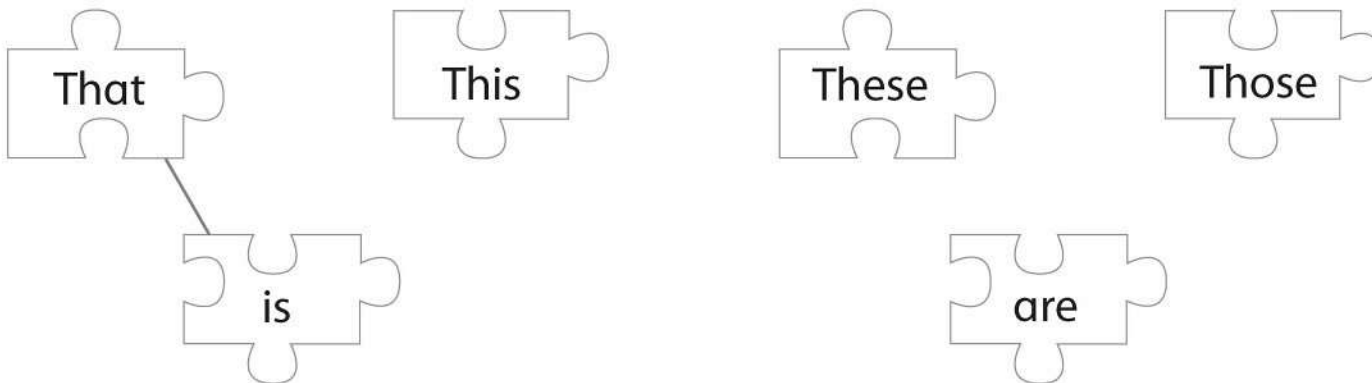
- 1 Look at this classroom.
- 2 There is a new _____.
- 3 There are new _____.
- 4 There are new _____.
- 5 There are new _____.
- 6 There is a new _____.

1 Match.

1 this d 2 that 3 these 4 those



2 Match.



3 Write.

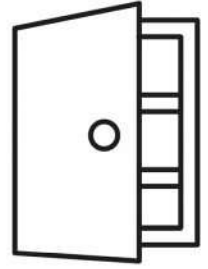


This is That is ~~These are~~ Those are

<p>①</p> <p><i>These are tables and chairs.</i></p>	<p>②</p> <p>_____</p> <p><i>pegs.</i></p>	<p>③</p> <p>_____</p> <p><i>a computer.</i></p>	<p>④</p> <p>_____</p> <p><i>a board.</i></p>
---	---	---	--

Lesson Three Words

1 Find and circle the words.


picture poster ~~cupboard~~ drawers



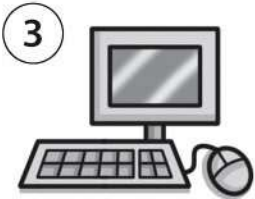
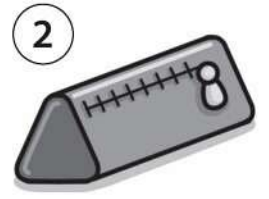
cupboard picture poster drawers

2 Look and write.

cupboard drawers poster ~~picture~~ CD player chair board
pencil case books computer pegs



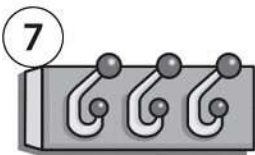
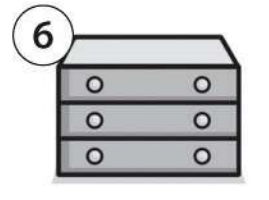
1 p i c t u r e
2 n



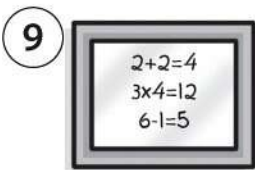

3 m
y




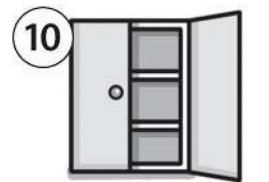
4 c
5 l
6 a



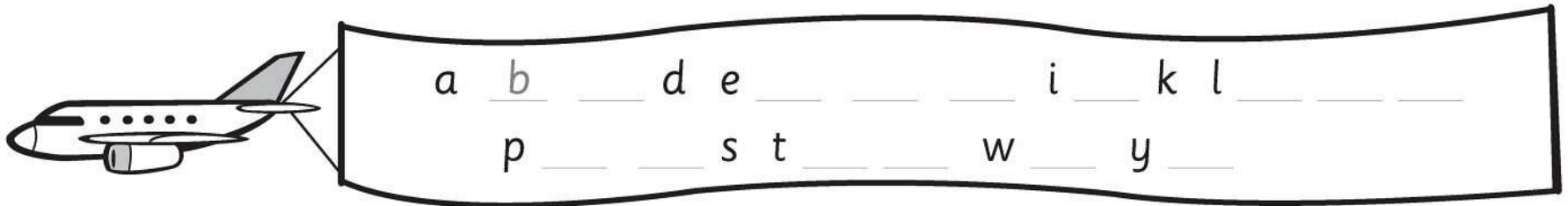
7 s
8 s
9 r




10 o
11 o
m



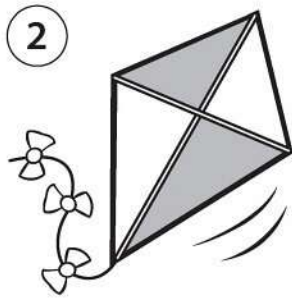
1 Write the missing letters.




2 Say the word. Say the sound. Circle the beginning letter.




b (h) g



l d k



g y j



o a c



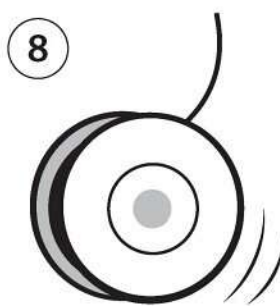
r p g



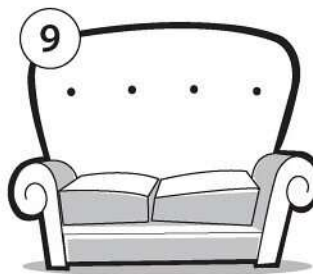
o w u



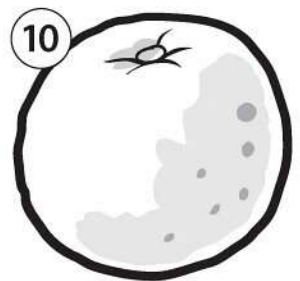
t b d



g h y




t s z



o a e

3 Match the capital and small letters.



Skills Time!

Lesson Five

Reading

1 Read.




My name's Layla. I'm in class 2A. This is my classroom.

The tables are long. There's a big whiteboard and there are two computers. There are big posters on the wall.

There are pictures too. Can you see my picture?

It's a picture of my family. My teacher is Miss Green.

She's very kind.



2 Read again. Circle five things in Layla's classroom.

3 Circle the incorrect word. Then write the sentence correctly.

1 The girl's name is Tina.

The girl's name is Layla.

2 She's in class 4B.

3 The tables are short.

4 There's a blackboard.

5 There are four computers.

6 Layla's picture is of her friends.

7 The teacher's name is Miss White.

Writing

1 Write the sentences again with capital letters.

1 this is layla.

This is Layla.

2 layla's teacher is miss green.

3 his name's tim.

4 rosy is tim's cousin.

5 billy is her little brother.

6 they're a happy family.



About me!

2 Circle the things in your classroom.

tables chairs board cupboard drawers computer
 window door pegs boys girls teachers CD player

3 Draw and write about your classroom.



This is my classroom.

This is the window.

This is the _____.

This _____.

These are the _____.

These _____.

Lesson One Words

1 Match.

1 hot

b





2 cold

3 hungry

4 thirsty

5 happy

6 sad



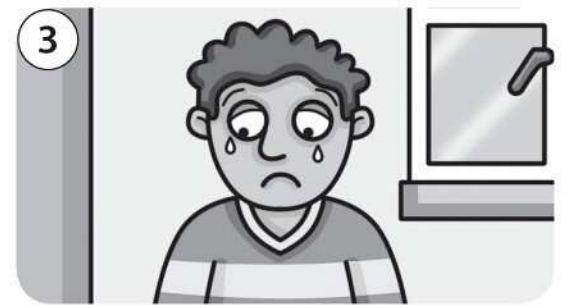
2 Write.



He's happy.



She's _____.



_____.



_____.



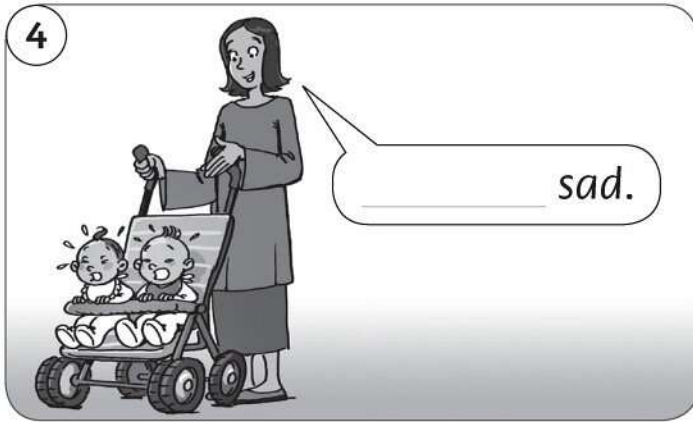
_____.



_____.


1 Write.

They're I'm We're She's He's



2 Write.

they're they we're They're Are aren't



Lesson Three Words

1 Order the words. Match.

1 . tired This is boy

This boy is tired.

2 hungry . girls are These

3 angry ? Are they


4 cold aren't boys . These

5 . aren't tired We

d







2 Find and circle the words. Write.



hungry



h	u	n	g	r	y	★	s
a	b	r	a	v	e	t	c
p	t	★	★	★	★	h	a
p	i	c	o	l	d	i	r
y	r	★	h	o	t	r	e
n	e	r	v	o	u	s	d
★	d	★	★	★	★	t	★
★	★	a	n	g	r	y	★



1 Say the sound. Say the words. Circle the word that contains that sound.

1 **sh** chair shoes thumb

2 **ch** teacher fish bath

3 **th** thumb shoes chair


4 **sh** chair bath fish

2 Write the missing letters.


sh ch th




shoes



umb



air



teaer



ba



fi

3 Write.

bath teacher shoes teacher fish chair



Look at my ¹ teacher.

Sitting on a ².

Her ³ are blue.

She's got long, black hair.

A picture of a ⁴.

And a picture of a ⁵.

Look at my ⁶.






Her name's Miss Wish.

Skills Time!

Lesson Five

Reading

1 Read.





My feelings
I cry when I fall over.
I cry when I am sad.
I cry when Mum is angry,
When I do something bad.

I smile when I am happy.
I smile when I am good.
I smile when I am brave,
When I do something good.

2 Write the words in the correct boxes.

happy ~~sad~~ angry brave bad good



3 Read again and write T (true) or F (false).

- 1 I cry when I am happy. F
- 2 I smile when I do something good. _____
- 3 I cry when I am sad. _____
- 4 I smile when Mum is angry. _____
- 5 I smile when I am brave. _____
- 6 I cry when I do something good. _____

Writing

1 Write the long and short forms.

long form

- 1 I am happy.
- 2 She is tired.
- 3 _____
- 4 We are scared.
- 5 _____
- 6 I am thirsty.
- 7 _____
- 8 They are nervous.

short form

- I'm happy.* _____

- They're sad.

- You're hungry.

- He's cold.



About me!

2 How are you feeling today? Tick (✓) or cross (✗).

- hot cold tired hungry thirsty happy
- sad brave angry scared nervous

3 Draw and write about your feelings.



Today I'm happy. _____

Today I'm _____.

I'm _____.

Today I'm not _____.






I'm not _____.

Lesson One Words

1 What's next?

Look, draw and write.

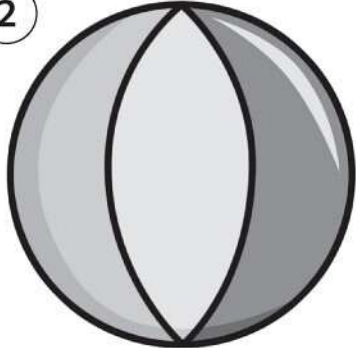
ride a bike ~~ride a horse~~ skate skateboard
play tennis play football

1							ride a horse
2						<input type="text"/>	_____
3						<input type="text"/>	_____
4						<input type="text"/>	_____
5						<input type="text"/>	_____
6						<input type="text"/>	_____

2 Write the words in the correct box.

play tennis skateboard ~~ride a bike~~ skate play football

1  ride a bike

2  _____

1 Look and write.

No, she can't. No, he can't. Yes, they can. ~~Yes, he can.~~
 No, they can't. Yes, she can.



Can he ride a bike?
 Yes, he can.




Can she skate?



Can they play tennis?



Can they skateboard?



Can she swim?



Can he ride a horse?


2 Look again and write.

- 1 He can ride a bike.
- 2 _____
- 3 _____
- 4 _____
- 5 _____
- 6 _____

Lesson Three Words

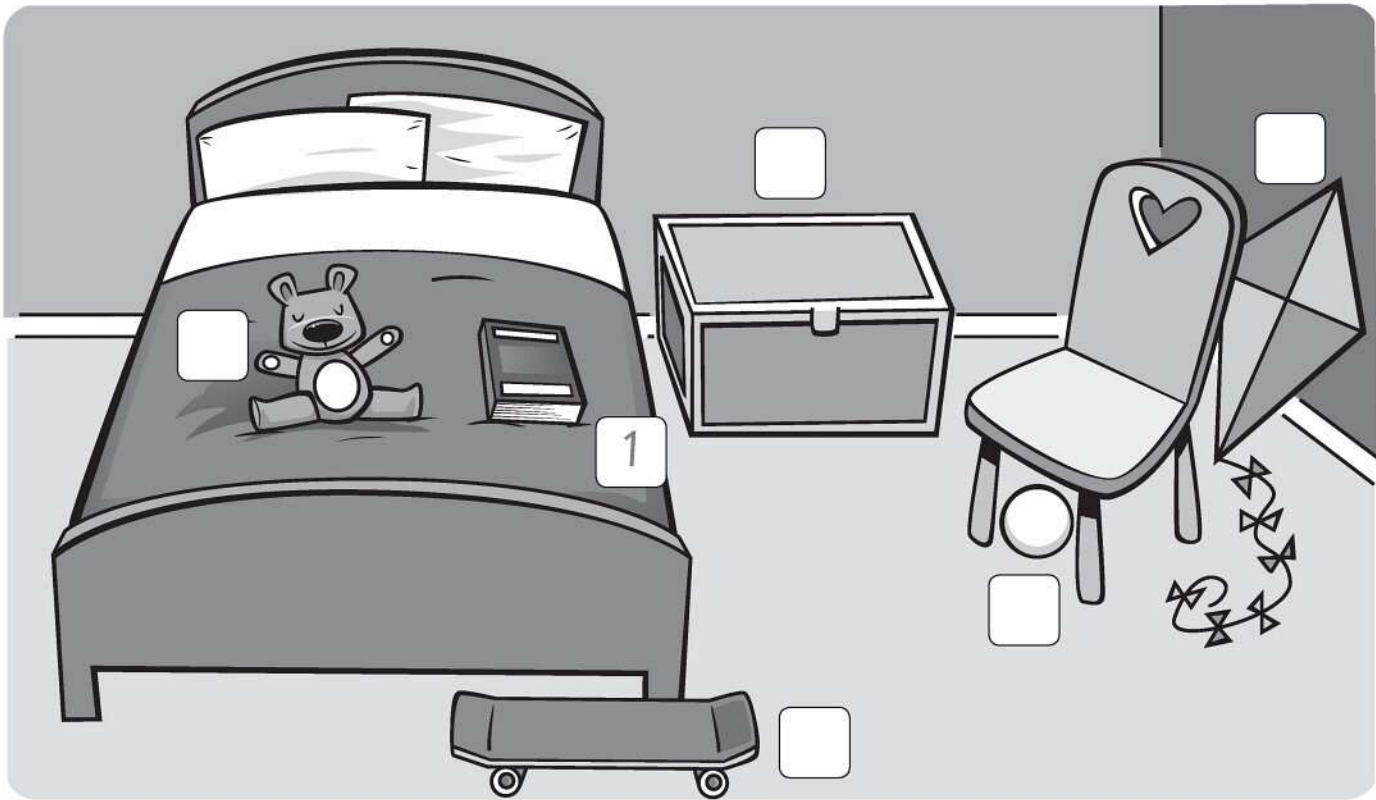
1 Match.

- 1 behind a
- 2 in front of
- 3 next to
- 4 between
- 5 on
- 6 under



2 Write. Then number the picture.

under ~~next to~~ on in front of behind between




- 1 The book is next to the teddy.
- 2 The teddy is _____ the bed.
- 3 The ball is _____ the chair.
- 4 The kite is _____ the chair.
- 5 The skateboard is _____ the bed.
- 6 The toy box is _____ the bed and the chair.

1 Say the sound. Say the words. Circle the word that contains that sound.


- 1 **a** bin cat jug
 2 **e** bed mop bus
 3 **i** dog van fig
 4 **o** peg dog bin
 5 **u** bus bed cat

2 Write the missing letters.

a e i o u



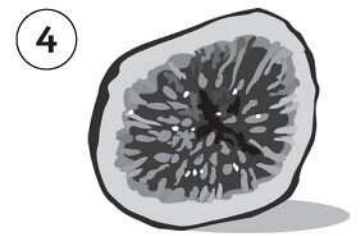
j _ u _



c _ t



d _ g



f _ g



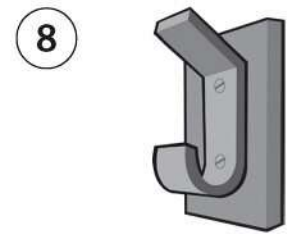
v _ n



b _ n


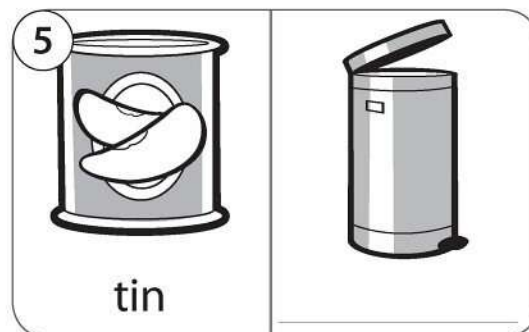

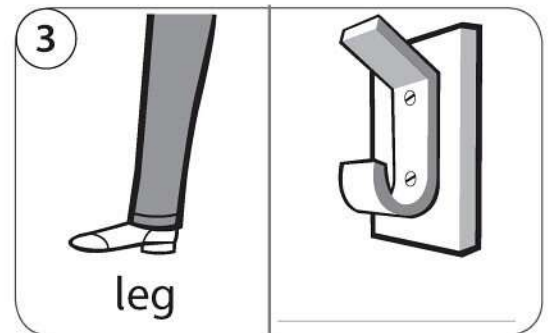




b _ s



p _ g

3 Say the word. Look and write a word that rhymes.



Lesson Five

Reading

1 Read.


A Look at this bike. Two people can ride it. It's got two wheels and it's got two seats. Your mum or dad can sit at the front. You can sit behind. There are four pedals. It's fun to ride this bike with your mum or dad.



B Can you ride a bike with only one wheel? This man can. The wheel is very big and it's got one seat at the top. It's difficult to ride, but fun.



2 Read again. Write.

1  How many wheels has bike A got?
It's got _____.

2  How many seats has bike B got?

3 Circle the incorrect word. Then write the sentence correctly.

- 1 Bike A: It's got one wheels. It's got two wheels.
- 2 Bike B: It's got a little wheel. _____
- 3 Bike A: Four people can ride this bike. _____
- 4 Bike B: It's got two seat. _____
- 5 Bike A: You can sit between. _____
- 6 Bike B: The man can't ride this bike. _____

Writing

1 Complete using *a* or *an*.1 This is an orange.

2 I've got _____ bike.

3 He's got _____ skateboard.

4 This is _____ umbrella.

5 It's _____ apple.

6 She's got _____ egg.

7 I've got _____ teddy.

8 My sister's got _____ ice cream.



About me!

2 Tick (✓) what you can do. Cross (x) what you can't do.

ride a bike ride a horse skate run cook
 play tennis play football swim fly dance
 climb skateboard sing draw

3 Draw and write about what you can and can't do.

I can play football. _____

I can _____.

I can _____.

I can't _____.



I can't _____.

Fluency Time! 1

Everyday English

1 Look and write.

in ~~What's~~ slowly spell board



2 Order the words.

1 English this What's in ?

What's this in English?

2 remember I . don't

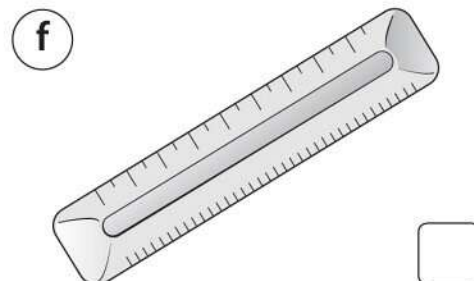
3 slowly , more please . Speak

4 please Can ? it you , spell





1 Watch and tick (✓) the objects you see.



2 Watch again. Complete and match.


It's spell this slowly

1 What's this in English?

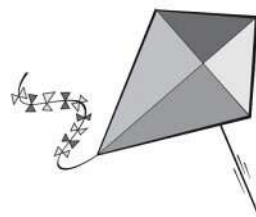
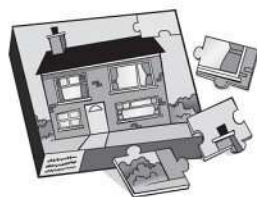
2 _____ a computer.

3 Sorry? Speak more _____, please.

4 Can you _____ it?





3 Do you remember these toys? Ask a friend.



What's this in English?
I don't remember.

1 Write.

That is ~~This is~~ these are Those are This is



2 Read the words. Write them in the correct boxes.

hungry ~~computer~~ scared bike skateboard tired board
skates pegs nervous football posters

school







computer

feelings

toys

3 Say the words. Circle the word that contains a different sound.
Write the sound that is different.

sh ch th


1					sh
2		3			_____
3					_____
4				3	_____

4 Write.


Yes, she is. Yes, they are. ~~No, he isn't.~~ No, they aren't.
No, she isn't. Yes, he is.



1 Is he happy?
No, he isn't.



2 Is she hungry?



3 Is he brave?



4 Is she cold?




5 Are they tired?



6 Are they hot?

Lesson One Words

1 Number the picture.



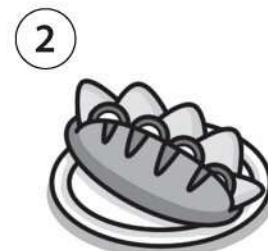
- ① ~~milkshake~~
- ② salad
- ③ chicken
- ④ pizza
- ⑤ fries
- ⑥ cheese sandwich

2 Look and write.

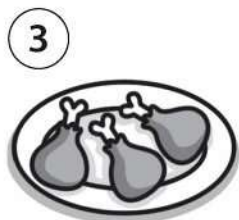
pizza fries ~~salad~~ sandwich milkshake chicken




① s a l a d



② n



③ c



④ h



⑤ i



⑥ e

1 Write.

~~Yes, he has.~~ No, he hasn't. Yes, she has. No, she hasn't.



- 1 Has the boy got a milkshake? Yes, he has.
- 2 Has the girl got a milkshake? _____
- 3 Has he got a pizza? _____
- 4 Has she got fries? _____

2 Order the words. Match.

- 1 you a Have got pizza ? d

- 2 sandwiches like the They . □

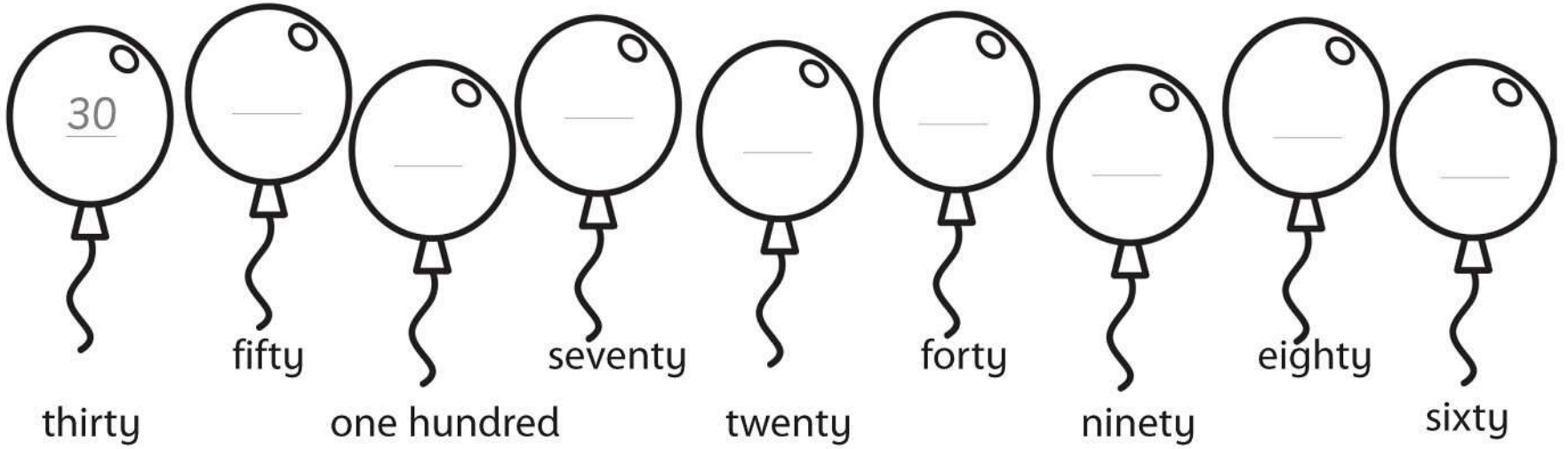
- 3 hasn't He his . got fries □

- 4 hungry not . I'm □

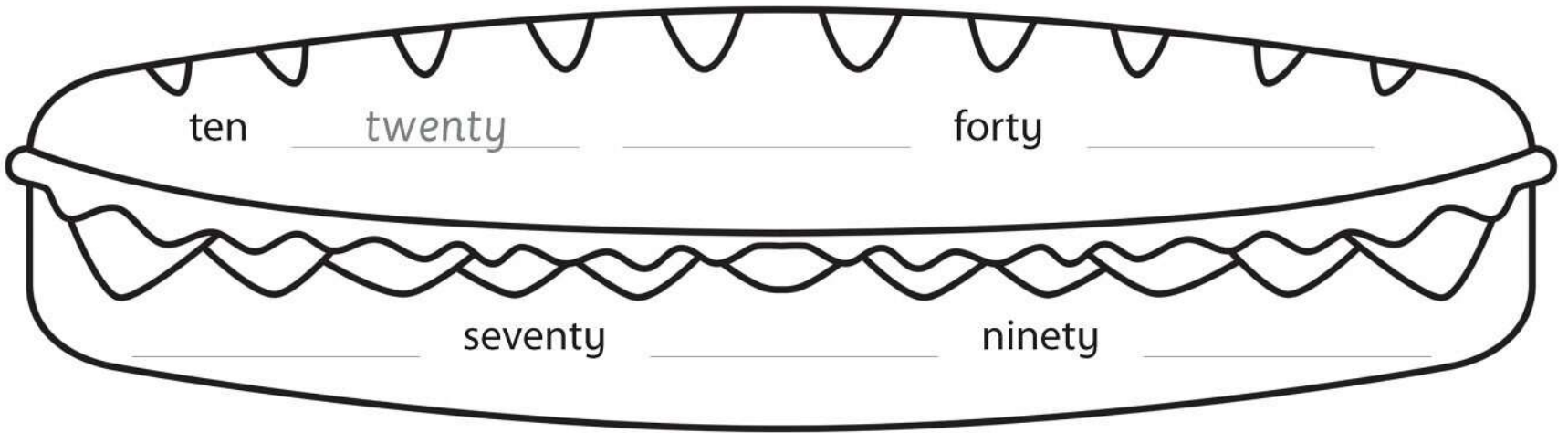


Lesson Three Words

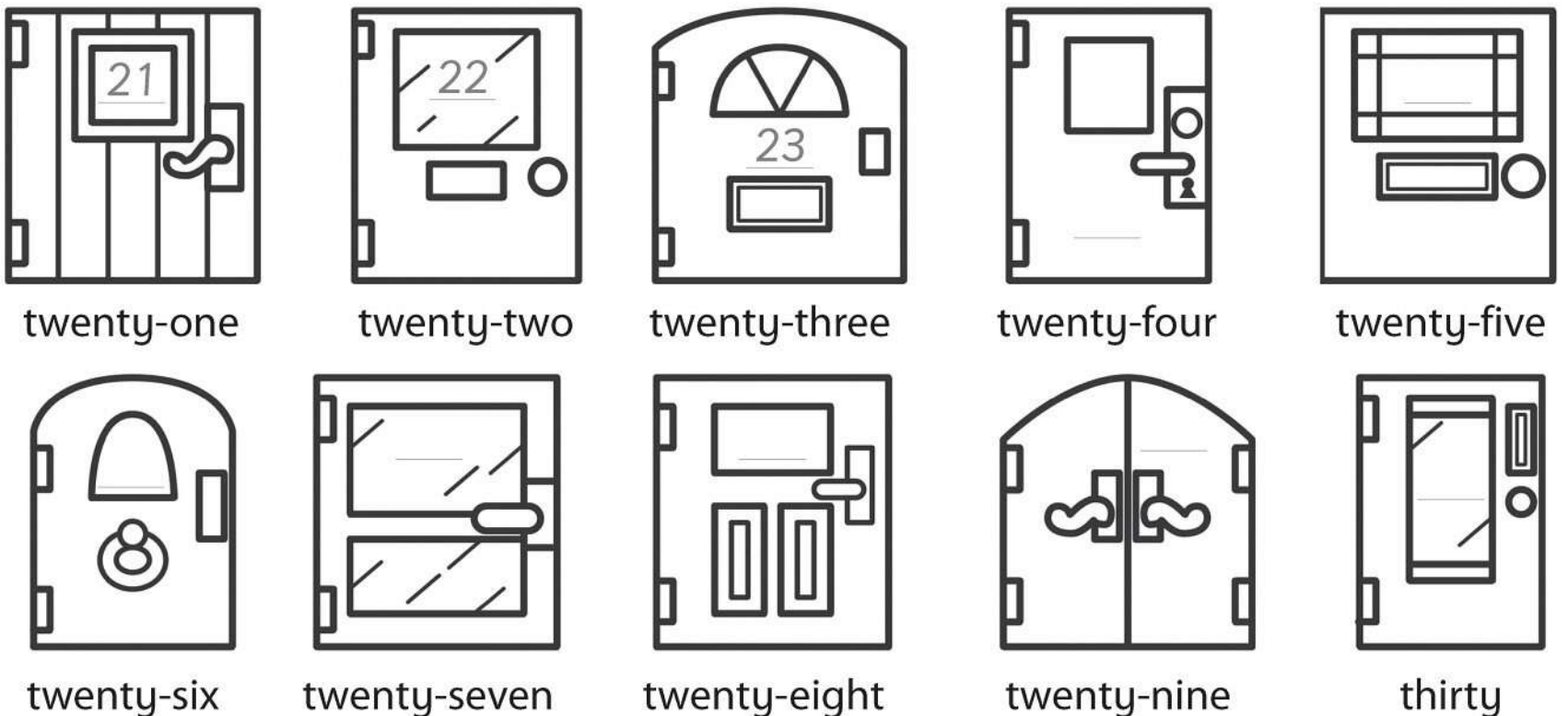
1 Write the numbers.



2 Now write the number words in order.



3 Look and write the numbers.



1 Say the sound. Say the words. Circle the word that contains that sound.


1 **gr** frisbee grapes bread

2 **br** brush frog grass

3 **fr** frog brush bread


4 **gr** brush frisbee grass

2 Circle the letters at the beginning of each word.

1  gr fr br

2  fr br gr

3  gr fr br

4  br gr fr

3 Write.

juice grapes frisbee friends grass bread



There are ¹ grapes and ² _____,

And ³ _____ in a glass.

Friends together,

In the green, green ⁴ _____.

Play with a ⁵ _____,

Play football.

The ⁶ _____ have fun

With a big, brown ball.

Lesson Five

Reading

1 Read.

Kate: Let's look in our lunch boxes.

Simon: That's a good idea.

Kate: Have you got a sandwich?

Simon: Yes, I have. I've got an egg sandwich.

Kate: Have you got chicken?

Simon: No, I haven't. But I've got a salad.
And I've got a biscuit. And you?

Kate: I've got a cheese and tomato sandwich.
But I haven't got a salad. I haven't got a
biscuit. But I've got a yogurt.



2 Read again. Tick (✓) what they've got. Cross (✗) what they haven't got.

	Simon	Kate
1 biscuit	✓	
2 egg sandwich		
3 salad		
4 chicken		
5 cheese and tomato sandwich		
6 yogurt		

3 Read again and write T (true) or F (false).

1 Kate has got a biscuit. F

3 Simon hasn't got salad.

5 Simon has got an egg
sandwich.

2 Kate hasn't got a biscuit.

4 Kate has got a salad.

6 Kate has got a yogurt.

Writing

1 Write . or ? at the end of each sentence.

- 1 Can you skateboard Can you skateboard?
- 2 I've got an apple _____
- 3 Have you got a sandwich _____
- 4 No, I haven't _____
- 5 Do you like yogurt _____
- 6 Has he got a pizza _____




About me!

2 Circle the food you have got in your lunch box.

salad fries pizza milkshake cheese sandwich
yogurt biscuit orange apple pear banana chicken

3 Draw and write about what's in your lunch box.



I've got a pizza in my lunch box.

I've got a _____.

I've _____.

I haven't got _____.

I _____.

Lesson One Words


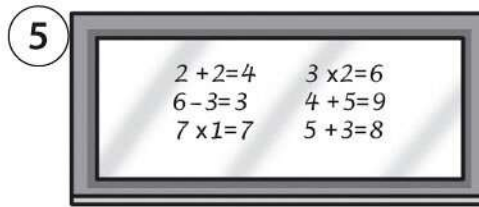

1 Circle the words.

maths PE science music English ~~art~~

2 Now write.



art



3 Look at the numbers on the pictures above and write.


What have you got on Monday?

I've got ² _____ and ⁶ _____.


What have you got on Wednesday?

³ _____, ⁴ _____ and ⁵ _____.


1 Match. Then write.



our



their



2 Match.

	Monday	Tuesday	Wednesday	Thursday	Friday
9.00	art	English	maths	science	

- 1 When have we got English?
- 2 What have we got on Thursday?
- 3 What have we got on Monday?
- 4 When have we got maths?

b

- a We've got art.
- b On Tuesday.
- c On Wednesday.
- d We've got science.

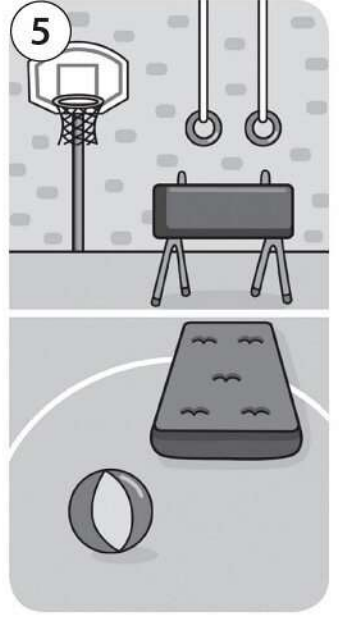
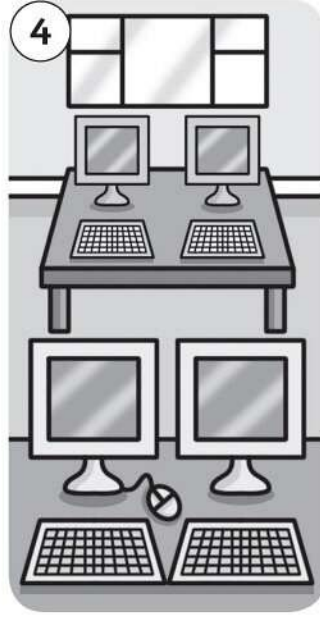
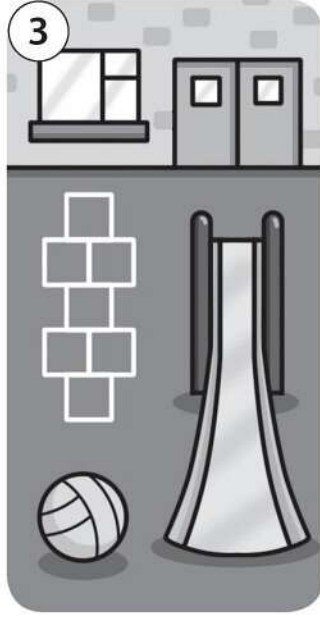
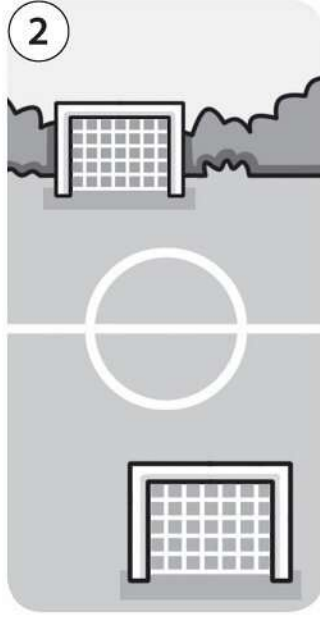

3 Write.

- 1 Tuesday We've got English on Tuesday.
- 2 Monday We've got _____ on _____.
- 3 Thursday _____
- 4 Wednesday _____

Lesson Three Words

1 Look and write.


computer room ~~art room~~ sports field playground gym




art room

2 Match.

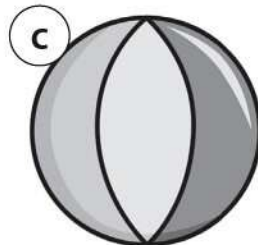
- 1 playground b 2 computer room 3 gym
 4 art room 5 classroom



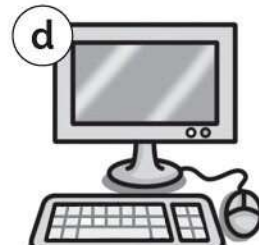
pictures




bin



ball



computers



books

3 Now write.

- 1 We've got a bin in the playground.
 2 We've got _____ in the _____.
 3 _____
 4 _____
 5 _____

1 Say the sound. Say the words. Match.

1 **tr**

a dress

b tree

2 **dr**

c crab

d truck


3 **cr**

e crayon

f drum

2 Write the missing letters.

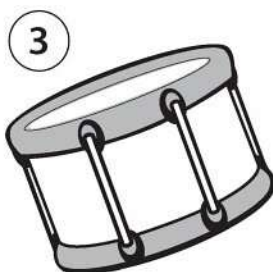
dr tr cr




tr ee



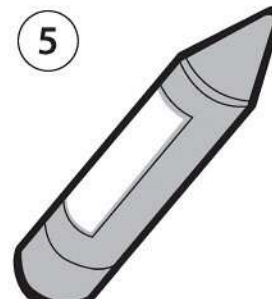
ab



um



ess



ayon



uck

3 Write.

drum ~~train~~ crayons crab truck dress tree crayons



A ¹ train and a ² _____.

A ³ _____ and a ⁴ _____.

I draw with my ⁵ _____,
And I have fun.

A girl in a ⁶ _____.

A bird in a ⁷ _____.

Get your ⁵ _____,
And draw with me.

Lesson Five

Reading

1 Read.

At our school we've got two big playgrounds. This is my playground. It is for the Primary 1, 2 and 3 pupils. The Primary 4, 5 and 6 pupils play in a different playground.

In our playground there is a climbing frame and a bin. There are squares on the playground where we can play jumping games. The pupils can play ball and run around. We can also talk to our friends. We love our playground.



2 Read again. Circle four things that are in the playground.

3 Read again. Then write.

bin playgrounds friends squares big ball

- 1 At this school, there are two playgrounds.
- 2 The playgrounds are _____.
- 3 In this playground, there is a climbing frame and a _____.
- 4 There are _____ for jumping games.
- 5 The pupils can play _____.
- 6 The children can talk to their _____.

Writing

1 Write the sentences with capital letters.

1 we've got science on tuesday.

We've got science on Tuesday.

2 what have we got on thursday?

3 have we got maths on monday?

4 we haven't got school on saturday.

5 what have we got on wednesday?

6 we've got art on wednesday.



About me!

2 Tick (✓) the school subjects you've got today. Cross (✗) the subjects you haven't got.

art maths English science PE music

3 Draw and write about today's subjects.

We've got English.

We've got _____.

We've _____.

We haven't got _____.

We _____.

Lesson One Words

1 Match.

- 1 help my
- 2 do my
- 3 visit my
- 4 go
- 5 have a
- 6 watch

- a swimming
- b mum
- c TV
- d homework
- e music lesson
- f grandma

2 Look and write.



go swimming



1 Order the words. Match.

1 mum . help my I

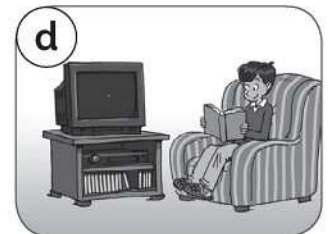


I help my mum.

2 visit grandma I . my

3 homework I my do .

4 TV . don't watch I

c



2 Write.

1 **Monday**

I do my homework.
I don't _____.

2 **Tuesday**

I _____.
I don't _____.

3 **Wednesday**

4 **Thursday**

Lesson Three Words

1 Circle the correct word. Write.



After school, I listen to music.

write listen to



I _____ a book.

read listen to



I _____ with my friends.

write play



I _____ an email.

play write

2 Write. Then number the picture.

help read ~~listen~~ play write watch

1 I listen to music.


2 I _____ a book.

3 I _____ TV.

4 I _____ an email.

5 I _____ with my friend.

6 I _____ my mum.



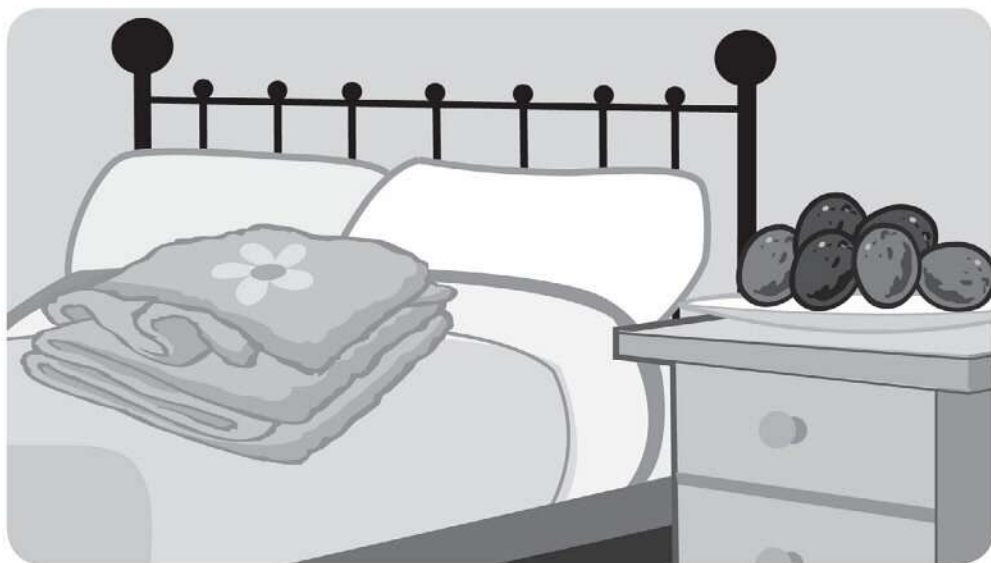
1 Join the sounds. Circle the sounds in the words.

2 Say the words. Circle the sound.

1 **fl** **pl** **bl** 2 **fl** **pl** **bl** 3 **fl** **pl** **bl** 4 **fl** **pl** **bl** 5 **fl** **pl** **bl**

3 Write.

Plums flower blanket ~~Plums~~ plate



¹ Plums on a plate.

¹ _____ on a plate.

Blue plums, black plums,

Plums on a ² _____.

A ³ _____ on a bed.

A blanket on a bed.

There's a pretty ⁴ _____

On the blanket on the bed.

Lesson Five

Reading

1 Read.




My name's Alex.

Every day after school, I do my homework and I help my mum.

I really like sport. Every Tuesday, I play football after school. All my friends play too.

I love it!

Every Thursday, I visit my cousins. We play with our toys together. I've got two cousins. One is a boy and his name is Zac. He's ten. The other is a girl and she's six. Her name is Abby.



2 Circle the words that are incorrect. Then write the sentences correctly.

- 1 I'm Tony.
- 2 After school, I help my sister.
- 3 Every Tuesday, I play basketball.
- 4 Every Wednesday, I visit my cousins.
- 5 Zac and Abby are my friends.
- 6 I've got four cousins.
- 7 Zac is six.
- 8 Abby is a boy.

I'm Alex.

Writing

1 Circle the verbs. Then match.

- 1 I visit my cousins. a
- 2 I play football.
- 3 I help my mum.
- 4 I have a music lesson.
- 5 We play with our toys.
- 6 We watch TV.



About me!

2 Circle the things you do after school.

help my mum do my homework watch TV read a book
 write an email play with my friends listen to music

3 Draw and write what you do and don't do after school.

After school, I visit my grandma.

After school, I _____

I _____.

I don't _____.


I don't _____.

Fluency Time! 2

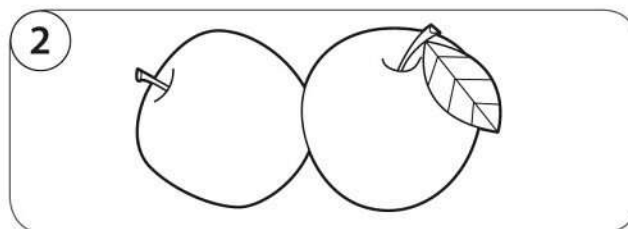
Everyday English

1 Write the sentences.

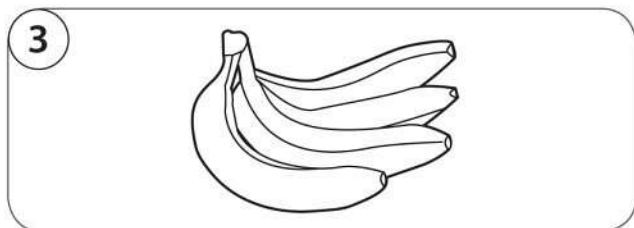
bananas apples ~~carrots~~ fig



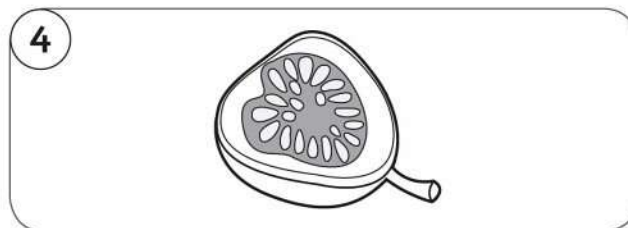
I'd like three carrots, please.



I'd like _____.




I'd _____.



_____.

2 Look and write.

Anything much ~~Can~~ I'd like else





1 Watch and circle. Then number in order.



watch TV

read a book



1-2-3

3-4-5



Bye!

Here you are.



two apples

three apples

2 Complete the sentences.

Anything pounds like Here welcome

I'd like three apples, please.

OK, 1-2-3. _____ else?

No, thanks. How much is it?

Two _____, please.

_____ you are.

Thank you.

You're _____. Bye!




3 Talk with a friend. What fruit and vegetables do you like? What food can you see in your market?

I like apples and carrots.

1 Write. Then colour the shirts.

your ~~our~~ my their



2 Read the words. Write them in the correct boxes.

maths ~~twenty~~ chicken English science salad
forty fries thirty eighty music pizza


numbers

twenty

food

subjects

3 Read and write the numbers.









- 1 The car is number twenty-four.
- 2 The skateboard is number eighty-one.
- 3 The train is number seventy-nine.
- 4 The doll is number thirty-seven.
- 5 The kite is number forty-six.
- 6 The scooter is number fifty-five.

4 Complete the questions.

What When

- 1 What have we got on Tuesday? We've got science.
- 2 _____ have we got art? On Wednesday.
- 3 _____ have we got English? On Monday.
- 4 _____ have we got on Monday? We've got PE.
- 5 _____ have we got on Thursday? We've got maths.
- 6 _____ have we got science? On Tuesday.

5 Circle the beginning sound.

① 	② 	③ 	④ 	⑤ 	⑥ 
fr fl	dr gr	fr fl	br dr	tr dr	cr tr

Lesson One Words


1 Find and circle the words.

present ~~cake~~ chocolate card balloon sweets

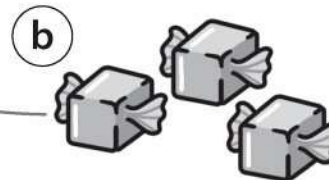



2 Match. Then write.

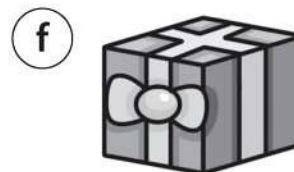




chocolate ~~sweets~~ balloon present cake card



b



sweets



1 Write.

~~like~~ likes don't like doesn't like



I like
chocolate.



I _____
sweets.





She _____
balloons.



She _____
chocolate.

2 Read. Then write.

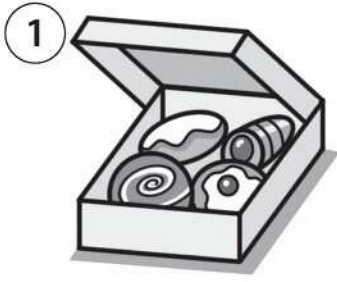
~~likes~~ doesn't like like likes



Lesson Three Words

1 Find and circle the words.

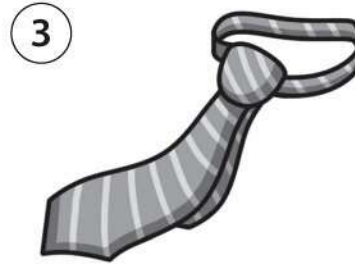
neighbour tie buy ~~pastries~~



axpastriestp



ieybuysas



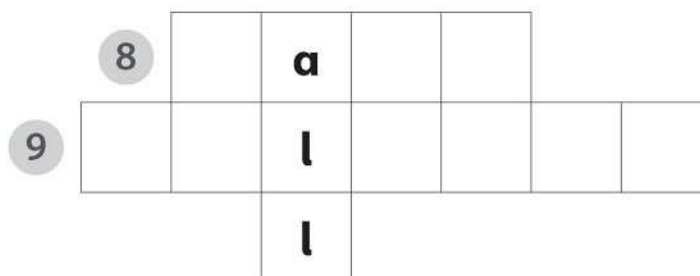

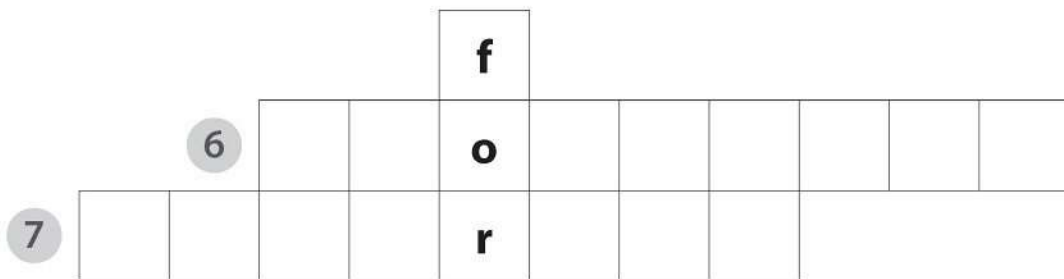
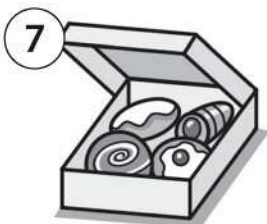
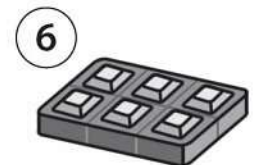
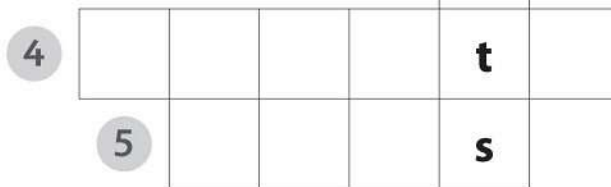
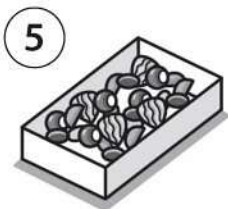
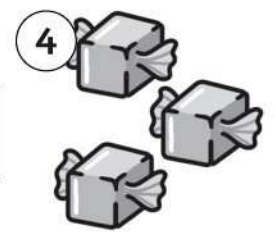
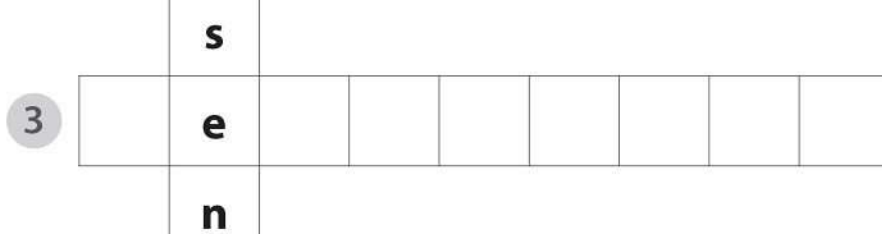


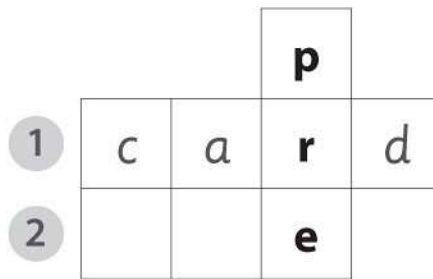
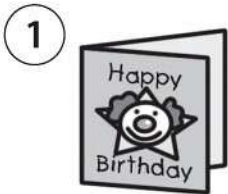
mptieb



eneighbourop

2 Look and write.

cake sweets balloon pastries nuts
chocolate neighbour tie ~~card~~




1 Say the words. Circle the word that begins with a different sound.

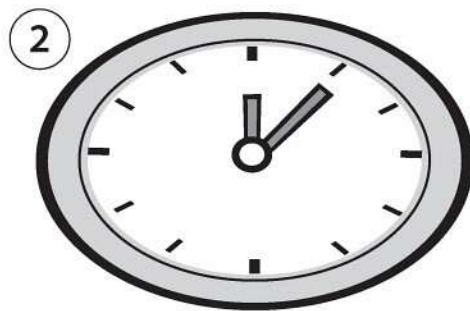
- 1 gloves glue clock 2 slide cloud slippers
 3 glue clock cloud 4 slide gloves glue
 5 slippers glue slide

2 Write the missing letters.


cl gl sl




g l oves




o ck



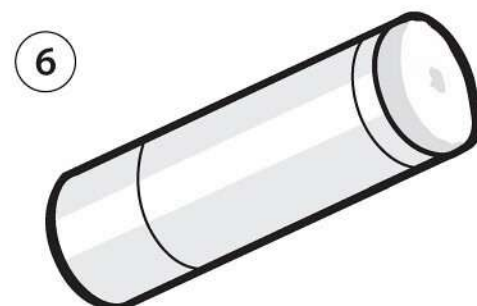
i de



o ud



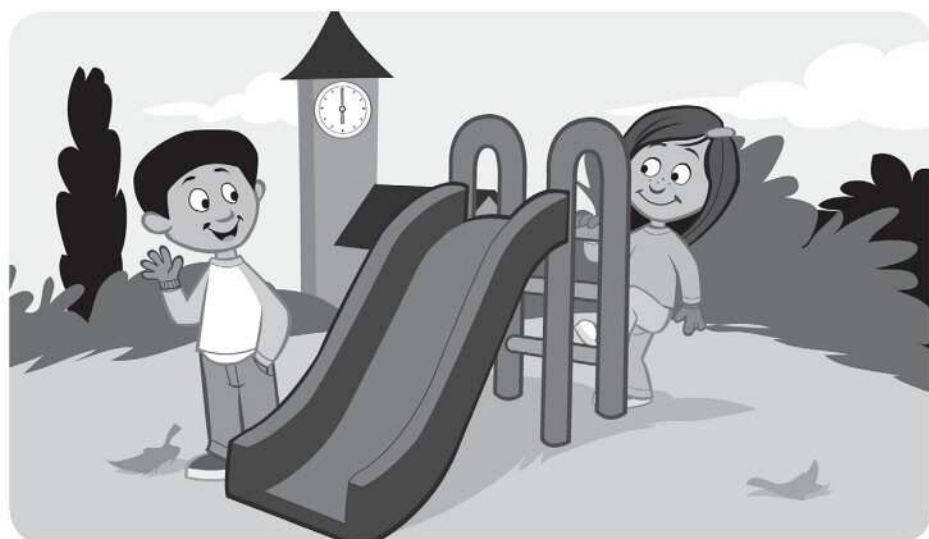
i ppers



ue

3 Write.

gloves slide ~~slippers~~ clock clouds



I take off my¹ slippers,
 I go outside.
 I put on my² _____,
 And I play on the³ _____.
 I look at the⁴ _____.
 I see⁵ _____ in the sky,
 Time to take off my gloves,
 Time to say, 'Goodbye'.


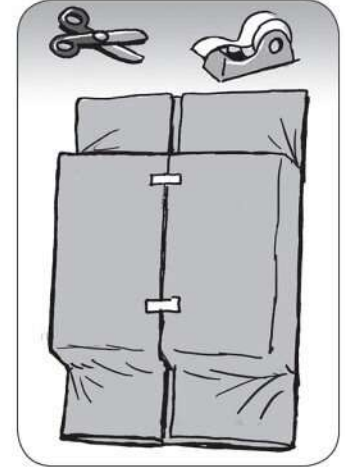
Reading

1 Read.

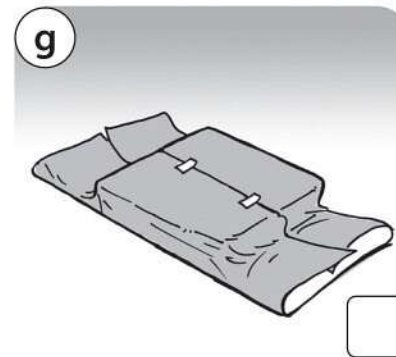
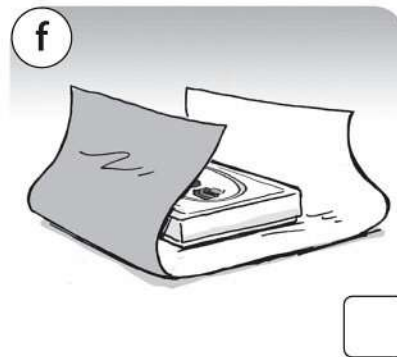
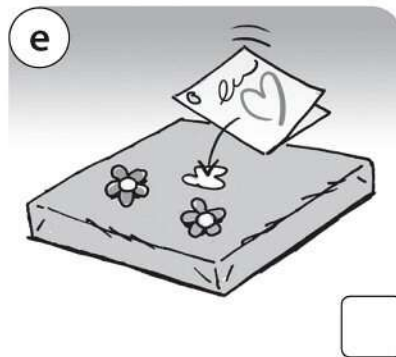
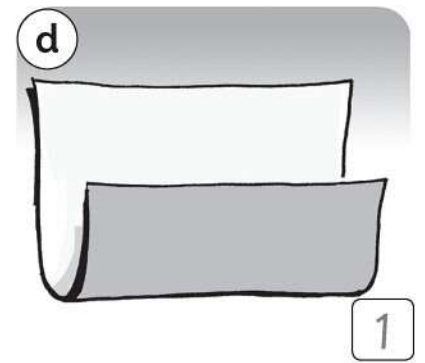
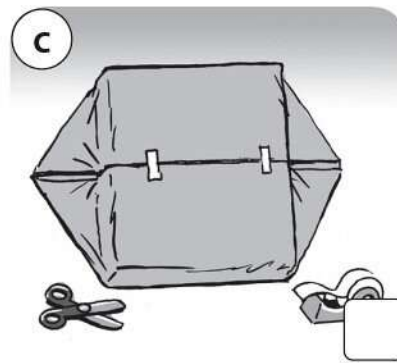
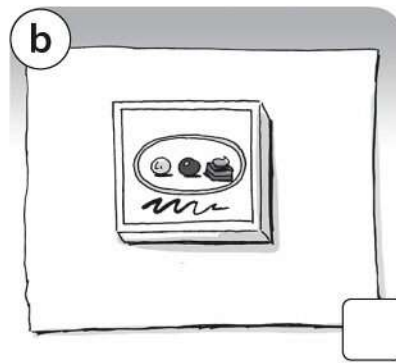
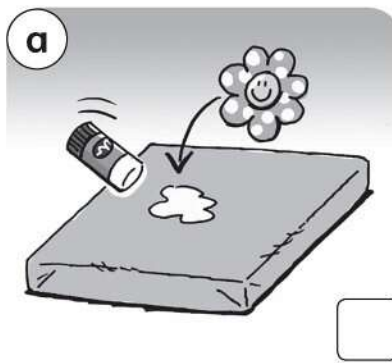
How to wrap a present

This is a present for my friend Holly. It's a box of chocolates.

- 1 Get paper. Holly's favourite colour is red, so this is red paper.
- 2 Put the present on the paper.
- 3 Fold up the paper.
- 4 Stick it with tape.
- 5 Make triangles with the paper.
Stick the triangles with tape.
- 6 Stick pictures on the present.
Holly likes flowers.
- 7 Write a card. My card says, 'To Holly.
You are a good friend. From Teresa.'



2 Read again. Put the pictures in the correct order.



Writing

1 Write the long and short forms.

long form

- 1 I do not like sweets.
- 2 _____
- 3 She does not like eggs.
- 4 _____
- 5 I do not like snakes.
- 6 _____
- 7 My grandpa does not like cake.

short form

- I don't like sweets.* _____
- He doesn't like balloons.

- I don't like tigers.

- My mum doesn't like cats.



About me!

2 Think about a present for your mum. Tick (✓) the things she likes.

Cross (✗) the things she doesn't like.

- cakes books pastries nuts grapes
- toy cars yo-yos balloons slippers gloves

3 Draw and write about presents for your mum.

My mum likes sweets. _____

My mum likes _____.

She likes _____.


She doesn't like _____.

She _____.


Lesson One Words

1 Write.

get up have breakfast go to school go home
~~have dinner~~ go to bed



have dinner



2 Order the words. Look at the pictures above and match.

1 school go I to .

I go to school.

3

3 . up get I


2 home . go I

4 dinner I . have




5 bed . I to go

6 I breakfast have .

1 Look and write.



It's seven o'clock.



2 Read and match.

1 He has breakfast.

c



2 He gets up.



3 He has dinner.



4 He goes to school.



3 Now write the sentences in the correct order.

1 He gets up at six o'clock.

2 He _____.

3 _____

4 _____

Lesson Three Words

1 Look at the pictures and match.

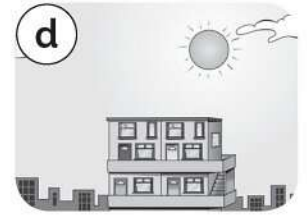
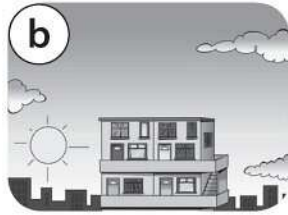

1 in the morning

b

2 in the afternoon

3 in the evening


4 at night



2 Write.



I have breakfast
in the morning.




I go to bed _____.



I have dinner _____.



I have lunch _____.



I get up _____.



I play with my toys _____.

3 Now point and say.

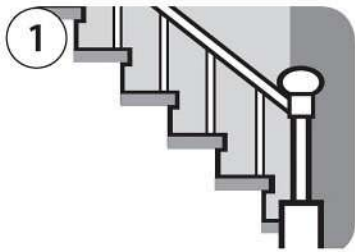
I have breakfast in the morning.
I go to bed ...

1 Say the words. Circle the word that begins with a different sound.


- | | | |
|----------|-------|-------|
| 1 small | smile | sky |
| 2 stairs | snow | star |
| 3 star | snow | snake |
| 4 skates | small | sky |
| 5 skates | small | smile |

2 Write the missing letters.


sm sn st sk



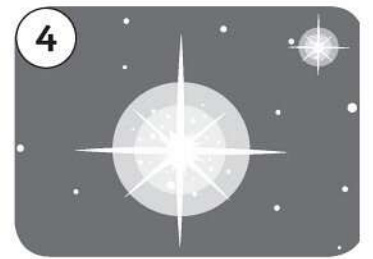
st airs




ile




ake



ar




y



ow



ates



all

3 Write.

sky snake stars snow smile



Look at the small ¹ snake

In the ² _____.

A snake with a ³ _____.

Watch it go.

Look at the ⁴ _____

In the night ⁵ _____.

It's time for bed, snake.

Say, 'Goodbye'.

Lesson Five











Reading

1 Read.

- My name's Harry and this is my dad.
In the morning, I get up at seven o'clock. My dad gets up at six o'clock.
- I go to school at eight o'clock. My dad goes to work at seven o'clock.
- I go to school by bus. He goes to work by car.
- I go home at four o'clock in the afternoon. My dad goes home at seven o'clock in the evening.
- I go to bed at eight o'clock. My dad goes to bed at eleven o'clock.



2 Read again. Write H (Harry) or D (Dad).

1 get up	 <input checked="" type="checkbox"/> D	 <input type="checkbox"/>
2 go to school go to work	 <input type="checkbox"/>	 <input type="checkbox"/>
3 go by ...	 <input type="checkbox"/>	 <input type="checkbox"/>
4 go home	 <input type="checkbox"/>	 <input type="checkbox"/>
5 go to bed	 <input type="checkbox"/>	 <input type="checkbox"/>

Writing

1 Write.

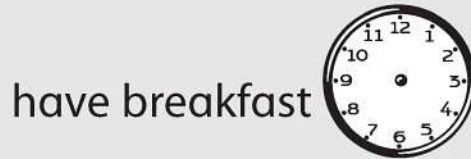
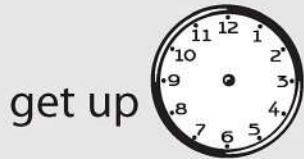
What Where's When Where ~~What's~~ When

- 1 What's your name? My name is Harry.
- 2 _____ his teddy? His teddy is in his bedroom.
- 3 _____ do you go? I go to school.
- 4 _____ do you have PE? On Tuesday.
- 5 _____ does she like? She likes chocolate and sweets.
- 6 _____ does she get up? She gets up in the morning.



About me!

2 Write the times you do these things.



3 Draw and write about your day.

I get up at six o'clock. _____

I get up at _____.

I _____.

Lesson One Words

1 Find and circle the words.

hospital airport fire station police station shop school



to school mbh



police station



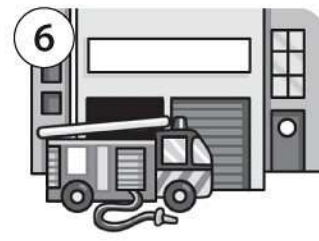
hospital



shop

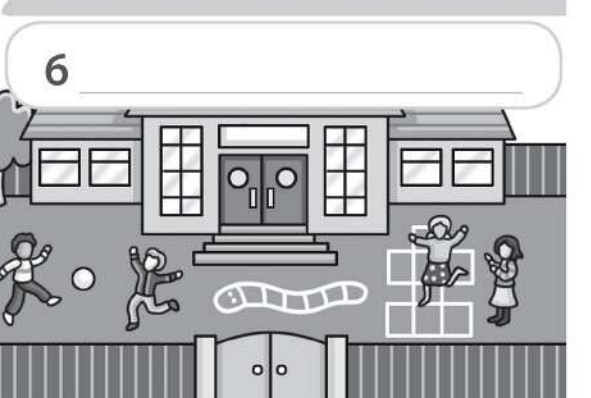
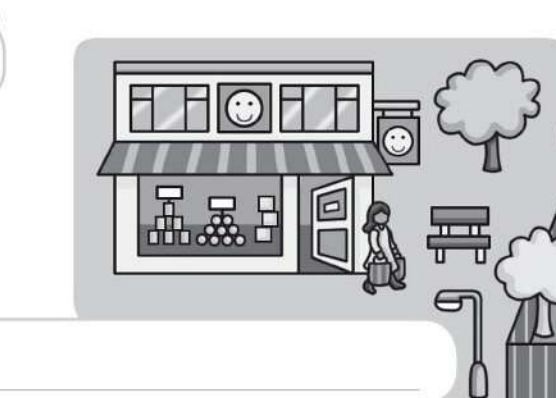
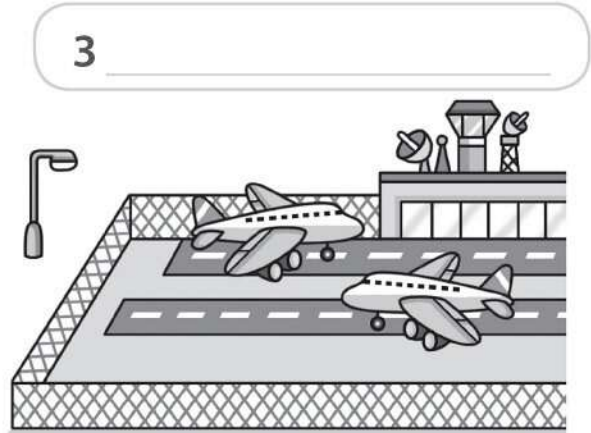
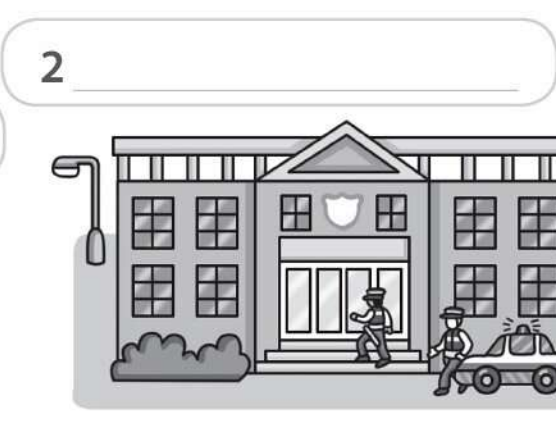
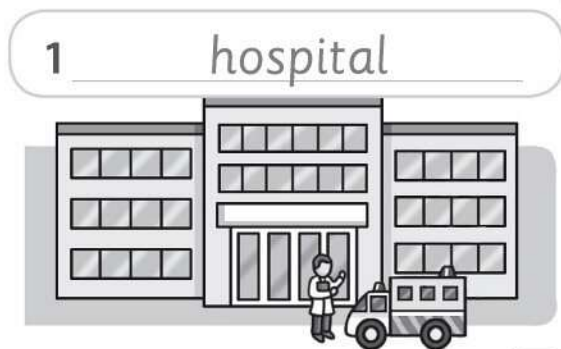


airport



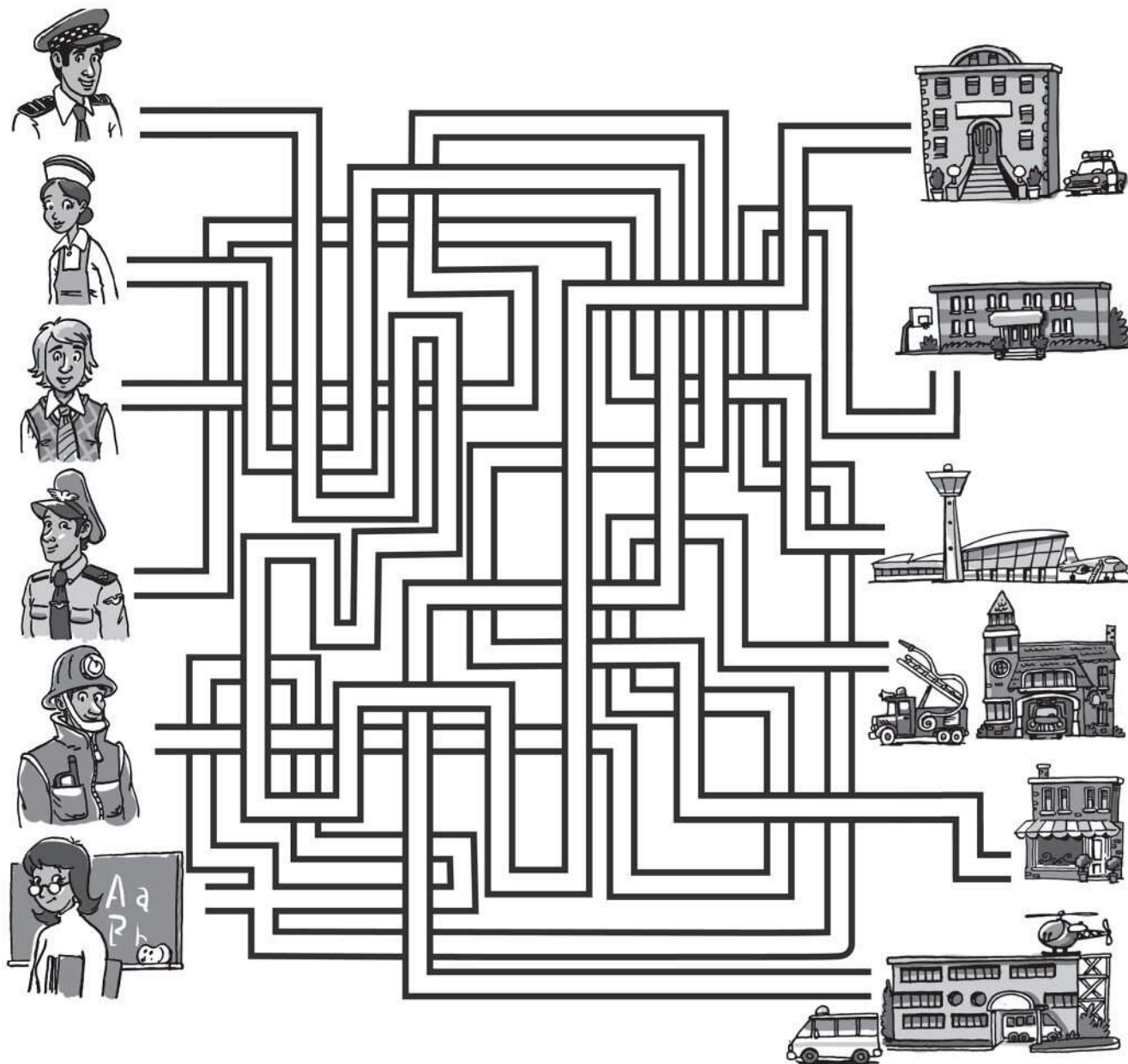
fire station

2 Look and write.



1 Follow the maze and write.

hospital school airport ~~police station~~ fire station shop



- 1 He works in a police station.
- 2 _____
- 3 _____
- 4 _____
- 5 _____
- 6 _____

2 Match.



Does he work in a police station?

b



Does she work in a fire station?



Does he work in a school?



Does she work in a school?

- a No, he doesn't.
- b Yes, he does.
- c No, she doesn't.
- d Yes, she does.

Lesson Three Words


1 Find and circle the words.

supermarket bank ~~zoo~~ station

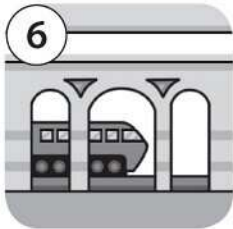


2 Look and write.

school police station fire station station ~~shop~~
 hospital supermarket garage airport zoo




1	s	h	o	p															
2			l																
3			a																
4			c																
5			e																
6			s																
			t																
7			o																
			v																
8			i																
9			s																
10			i																
			t																



1 Order the letters.

1 ecfa




face


2 klea



3 leanp



4 aget



2 Write.

lake gate cake face



Open the ¹ gate .

See the ² .

A smile on your ³ .

Here is a ⁴ .


3 Read. Circle the words with a_e. Underline the words with a.

1



There is a cat next to the lake.

2



Open the gate. Here comes a van.

4 Now write the words in the correct box.

a_e

lake

a

Lesson Five

Reading

1 Read.

I'm Jason. My dad works in an office. Every day he gets up at six o'clock. He puts on a white shirt, black trousers and a tie. He has breakfast. Then he goes to work by car.

In his office, my dad's got a big table. His computer is on the table. He's also got a photo of my mum, my sister and me on his table. There is a box with pens and pencils.

He goes home at five o'clock and we all have dinner together at seven o'clock.



2 Read again. Circle three clothes words. Underline three family words.

3 Circle the incorrect word. Then write the sentences correctly.

1 Jason's dad works in a school.

Jason's dad works in an office.

2 He gets up at nine o'clock.

3 He puts on green trousers.

4 He goes to work by train.

5 There are pens and apples in the box.

6 He goes home at three o'clock.

7 They have lunch at seven o'clock.

Writing

1 Write the sentences with commas (,) and *and*.

1 I like .

I like apples, grapes and bananas.

2 There are .

3 We've got .

4 He likes .

5 I .



About me!

2 Circle the places where your family work.

hospital school airport police station fire station
shop zoo station supermarket bank office garage

3 Draw and write about where your family work.



My mum works in a bank.

My _____ works in a _____.


My _____.

Fluency Time! 3

Everyday English

1 Look and write.

ask Are free about fine after listen



2 Order the words.


1 free Are you school ? after

Are you free after school?

2 not . I'm free , Sorry

3 on How ? Wednesday about

4 ask mum I'll my .





1 Watch and match.



a It's eleven o'clock.

b Sorry. I'm not free today.

c Are you free after school today?

2 Watch again. Complete.

about can ask free Oops not



3 Talk with a friend. What do you play at home? Does Kate like her doll's house?

I play football with my brother.

1 Write.

No doesn't she Yes does work ~~Does~~ nurse

1

Does your mum work?

_____, she does.

2

Does she _____ in a bank?

No, she _____.

3

Does _____ work in a hospital?

Yes, she _____.

4

Is she a _____?

_____, she isn't. She's a doctor.

2 Read the words. Write them in the correct boxes.

morning ~~school~~ balloons night nuts afternoon garage
 evening supermarket sweets pastries fire station

places

school


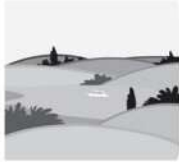
times





presents


3 Circle the word that contains a different sound.

Write the word that is different.

1     cat


2     _____

3     _____

4     _____

4 Write.

Yes, he does. No, he doesn't.



My name's Ted.
My dad is a pilot.
He works at night.



Does Ted's dad get up at eight o'clock?

No, he doesn't.



Does he go to bed at six o'clock?



Does he have dinner at nine o'clock?



Does he go home at one o'clock?

Lesson One Words

1 Match.

1 It's raining.

 c

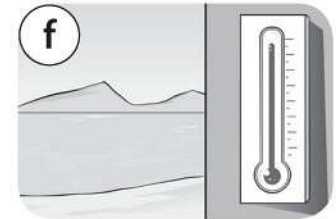

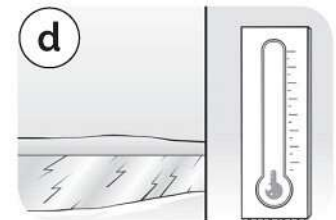

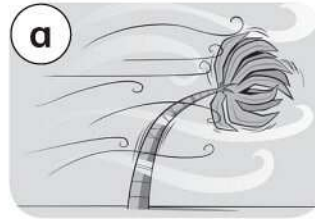
2 It's windy.

3 It's hot.

4 It's cold.

5 It's snowing.

6 It's sunny.





2 Now write.



It's windy.



It's _____.



1 Order the words.

1 weather What's like the ?

What's the weather like?

2 your . on Put hats sun

3 put Don't . your on coat

4 umbrellas got haven't . We our

5 window close Don't the .

6 . the Open door

2 Write

Put on Don't put on

1



It's cold. Put on your coat.

2



It's windy. Put on your hat.

3



It's raining. Put on your raincoat.

4



It's sunny. Put on your sun cream.

5



It's snowing. Don't put on your shorts.

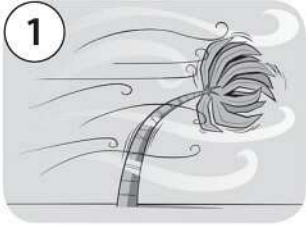
6



It's hot. Don't put on your coat.

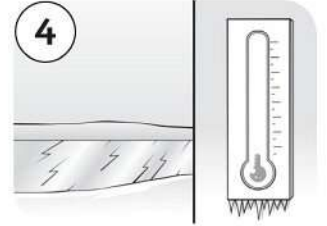
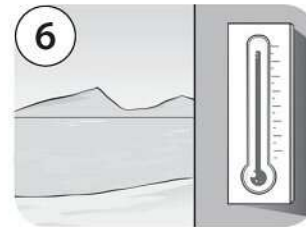


Lesson Three Words

1 Find and circle the weather words. Then write.




windy

s	n	o	w	i	n	g	★
u	r	a	i	n	i	n	g
n	h	w	i	n	d	y	★
n	o	★	c	o	l	d	★
y	t	★	★	★	★	★	★



2 Now look and write.

play outside ~~windy~~ snowing go ice skating
 sunny fly a kite make a snowman



1 When it's windy, we _____.



2 When it's _____, we _____ and we _____.



3 When it's _____, we _____.


1 Order the letters.

1 k b i e




bike

2 e n i l



3 i t e w h



4 e i k t



5 n n e i



2 Write.

line nine ~~bike~~ kite white




Ride your ¹ bike . Fly your ² _____ .
 The bike is red. The kite is ³ _____ .
 White kite, white kite.



Count the children in the ⁴ _____ .
 All together there are ⁵ _____ .
 Nine in the line. Nine in the line.

3 Read. Circle the words with *i_e*. Underline the words with *i*.



Here are nine figs in a line.



Don't put my kite in the bin.

4 Now write the words in the correct box.

i_e

nine

i

Skills Time!

Lesson Five

Reading

1 Read.



It's break time. It's very hot and sunny outside. Wear your sun hats, please. Don't put on your coats.

It's PE time in the sports field. Don't put on your tracksuits. It's too hot. Put on your PE shorts and T-shirts.

It's home time. It's raining and windy now. Put on your raincoats and take your umbrellas. Don't wear your hats. They can blow away. See you tomorrow.

2 Read again. Write the weather.

- 1 It's break time. What's the weather like? _____
- 2 It's PE time. What's the weather like? _____
- 3 It's home time. What's the weather like? _____

3 Read again and tick (✓).

	break time	PE time	home time
1 Don't put on your coats.	✓		
2 Don't wear your hats.			
3 Put on your raincoats.			
4 Wear your sun hats.			
5 Don't put on your tracksuits.			
6 Put on your shorts and T-shirts.			
7 Take your umbrellas.			

Writing

1 Write the words in the correct boxes.

~~wear~~ cold tired
go ride hungry
thirsty eat
sunny drink

verbs

wear

adjectives



About me!

2 Circle today's weather. What can you do? Tick (✓) or cross (x).

raining windy hot cold snowing sunny

go outside fly a kite make a snowman go ice skating
wear a coat wear a sun hat take an umbrella

3 Draw and write about the weather and the things you can and can't do.

Today it's sunny. I can go outside.


Today, it's _____.

I can _____.

I can't _____.

Lesson One Words

1 Number the picture.



- ① skirt
- ② scarf
- ③ gloves
- ④ jeans
- ⑤ boots
- ⑥ shirt

2 Now look and write.

This is These are



These are gloves.




This is a _____.




1 Write.

skirt scarf gloves ~~jeans~~ boots shirt



He's wearing jeans.



She's _____.









2 Write.


dress is ~~What~~ I'm T-shirt wearing He's



What are you wearing?



wearing a _____.



And Jim?


What _____
he _____ ?



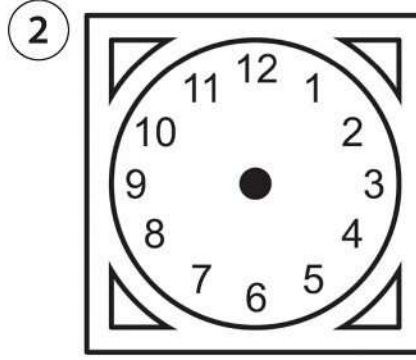
wearing a _____.

Lesson Three Words


1 Read and draw the times on the clocks.




It's three o'clock.




It's half past two.



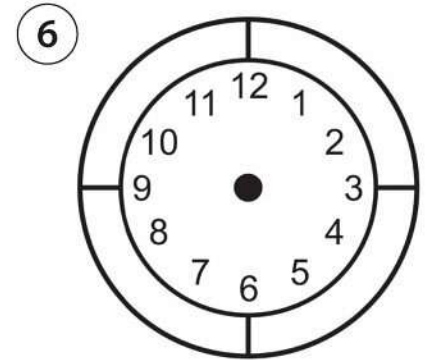
It's quarter past eight.



It's quarter to ten.

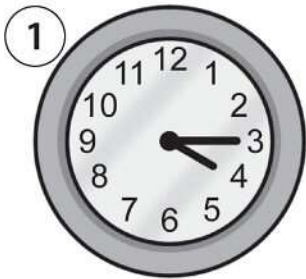


It's eleven o'clock.

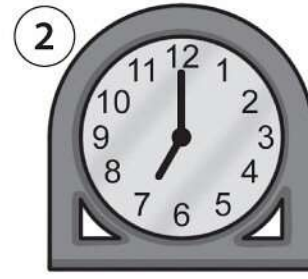


It's half past nine.

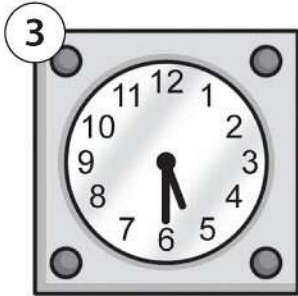
2 Look at the clocks and write the times.

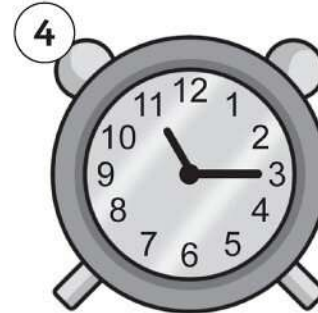


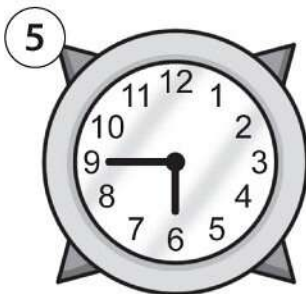
It's quarter past four.



It's _____
_____.









1 Order the letters.

1 o e h m




home


2 s e o n



3 o p r e



4 e n o b



5 n t s e o



2 Write.


nose ~~rope~~ stone bone home



The dog has got my ¹ rope .
 The dog is on a ² .
 Hurry up, dog.
 I want to go ³ .
 My ⁴ is cold.
 Here is a ⁵ .
 Hurry up, dog.


3 Read. Circle the words with o_e. Underline the words with o.

1



A dog has got a bone.

2



There is a mop in my home.

4 Now write the words in the correct box.

o_e

bone

o

Reading

1 Read.



Where is my friend?

I'm at the station.
Where is my friend?
At the front of the train?
Or is she at the end?

Where is Lucy?
Is she wearing a skirt?
Is she wearing her jeans?
Or wearing a shirt?

Here is my friend.
She's got a toy cow.
I say, 'Hello, Lucy',
And we're both happy now.

2 Read again. Circle three clothes words. Underline one toy.

3 Read again and circle the correct word. Write.

1 The girl is at the station.

farm station zoo school

2 She can't see her _____.

aunt mum friend sister

3 Her friend's name is _____.

Katie Sally Milly Lucy

4 Lucy is on the _____.

swings bus train slide

5 Her friend has got a toy _____.

goat teddy rabbit cow

6 Lucy and her friend are _____.

sad happy angry scared

Writing

1 Look and write.


to past

1



It's quarter to seven.

2




It's quarter _____ three.

3



It's quarter _____ nine.

4




It's quarter _____ eleven.

5



It's quarter _____ four.

6



It's quarter _____ two.




About me!

2 Look and circle the clothes you are wearing now. Write the colours.

skirt _____	trousers _____	shirt _____	T-shirt _____
shoes _____	boots _____	jeans _____	socks _____
scarf _____	shorts _____	dress _____	hat _____

3 Draw and write about the clothes you are wearing.



I'm wearing a blue shirt. _____

I'm wearing _____.

I'm _____.

Lesson One Words

1 Find and circle the words.

invitation cake ~~wedding~~ guests band bride



2 Look and write.

invitation wedding ~~cake~~ eat sing guests
dance bride band dress

1




1 c a k e


2

				t					
--	--	--	--	---	--	--	--	--	--

2



3



3

		t		
--	--	---	--	--

4



4

		e			
--	--	---	--	--	--

5



w

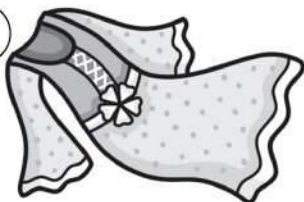
6



5

		e				
--	--	---	--	--	--	--

7



6

		d			
--	--	---	--	--	--

8



7

		d			
--	--	---	--	--	--

9



8

		i		
--	--	---	--	--

9

		n	
--	--	---	--

10



10

		g	
--	--	---	--

1 Look at the picture. Order the questions and write the answers.



No, they aren't. ~~Yes, they are.~~ No, she isn't. Yes, she is. No, he isn't.



1 they dancing Are ?

Are they dancing?

Yes, they are.



2 singing ? she Is



3 he Is ? eating



4 she ? sleeping Is



5 drinking Are they ?

2 Now point and say.

They're dancing.
She's ...

Lesson Three Words

1 Match.

- | | | |
|----------|----------------------------|-----------|
| 1 make | <input type="checkbox"/> b | a a dress |
| 2 wash | <input type="checkbox"/> | b a cake |
| 3 choose | <input type="checkbox"/> | c photos |
| 4 take | <input type="checkbox"/> | d the car |

2 Circle the correct word and write.



1 Mum is making cakes.

making washing wearing

2 Dad is _____ the car.

brushing washing choosing

3 My cousin is _____ lots of photos.

taking making washing

4 My sister is _____ a dress.


washing choosing brushing

5 I'm _____ my hair.

taking washing brushing


1 Order the letters.

1 unJe



June


2 buec



3 ulfte




4 beut



2 Write.

tube June flute cube



This month is ¹ June
 And it's my birthday!
 I've got a puzzle ² _____,
 So I can play all day.
 I've got a new ³ _____
 For my birthday,
 And a poster in a ⁴ _____.
 What a happy day!

3 Read. Circle the words with u_e. Underline the words with u.

1 

This mule can run.

2 

I've got a flute and I'm sitting on a rug.

4 Now write the words in the correct box.

u_e

mule

u

Lesson Five

Reading

1 Read.

Dear Bella,
Thank you for your email. We are all very well. I really like your green and white dress. Enjoy the party!
Here is my big news. My aunt has got a new baby! It's a boy and he is three weeks old. His name is James. He's very small and he's got blue eyes. He hasn't got any hair yet.
Here is a picture of my aunt and uncle with baby James. He's wearing a small hat and little white boots. All of my family is very, very happy.
Love from
Hannah



2 Circle the incorrect word. Then write the sentences correctly.

1 Hannah likes Bella's jeans.

Hannah likes Bella's dress.

2 Hannah's aunt has got a new car.

3 The baby is very big.

4 The baby is a girl.

5 His name is Max.

6 He's got brown eyes.

7 He's wearing a scarf.

8 His boots are red.

Writing

1 Complete the sentences with *ing*.



1 **wear**
He's wearing
white boots.



2 **watch**
We're _____
TV.



3 **do**
My sister is _____
her homework.



4 **eat**
She's _____
her dinner.



5 **listen**
We're _____ to
music.



6 **look**
We're _____
at cakes.



About me!

2 Circle the things you can see people doing at a party.

eating riding a bike drinking dancing swimming
listening to music playing football talking singing

3 Draw and write about your family at a party.



I'm at a party. I'm listening to music.

I'm at a party. I'm _____.

I'm _____.

I'm _____.

My mum is _____.



My dad is _____.

Fluency Time! 4

Everyday English

1 Look and write.

for Everyone's welcome in room ~~party~~ having Thank



2 Write the sentences. Use the word(s) in the box.

1 Welcome to the party.

my house Welcome to my house.

2 This is for you.

Grandpa _____ .

3 Everyone's in the living room.

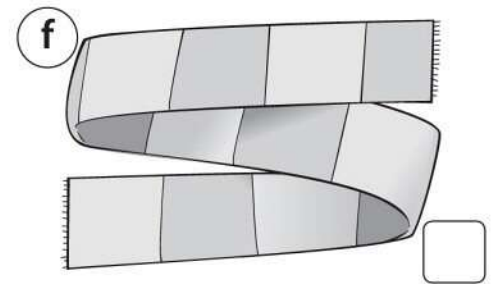
kitchen _____ .

4 Grandpa is in the kitchen.

Your aunt _____ .



1 Watch and tick (✓) the objects you see.



2 Watch again. Write the sentences and match.

1 party / the / Welcome / to
Welcome to the party.


2 for / this / you / is / Ellie,
.

3 you / having / Thank / me / for
.

4 soon, / See / Ellie / you
.




3 Choose and colour a present for your family.
Tell your friend.



This is for my sister.
She likes dolls.

1 Look and write.

~~I'm wearing~~ boots a scarf ~~jeans~~ a shirt a hat gloves



1 I'm wearing jeans and _____.

2 I'm wearing _____ and _____.

3 I'm wearing _____

_____.

2 Read the words. Write them in the correct boxes.

cake jeans ~~windy~~ invitation skirt raining
present sunny boots hot bride scarf



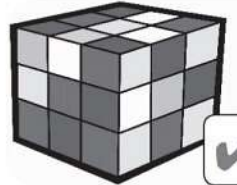





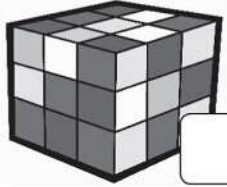
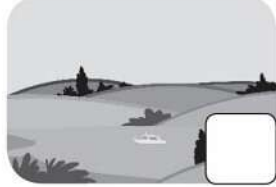


weather

windy

wedding

clothes

3 Say the words. Tick (✓) two words that rhyme.

1	 <input checked="" type="checkbox"/>	 <input type="checkbox"/>	 <input checked="" type="checkbox"/>	 <input type="checkbox"/>
2	 <input type="checkbox"/>	 <input type="checkbox"/>	 <input type="checkbox"/>	 <input type="checkbox"/>
3	 <input type="checkbox"/>	 <input type="checkbox"/>	 <input type="checkbox"/>	 <input type="checkbox"/>

4 Look and write.



- ① drinking
- ② eating
- ③ talking
- ④ singing
- ⑤ dancing
- ⑥ playing

1 He's drinking.

3 _____

5 _____


2 _____

4 _____

6 _____



Lesson One Words

1 Look and number.



- ① cow
- ② goat
- ③ horse
- ④ sheep
- ⑤ donkey
- ⑥ goose

2 Now write.

- ①  There's a cow behind the gate.
- ②  There's a _____ next to the gate.
- ③  There's a _____ in front of the house.
- ④  There's a _____ between the horse and the van.
- ⑤  There's a _____ behind the tree.
- ⑥  There's a _____ on the van.

1 Write.

shorter than ~~bigger than~~ taller than smaller than

1 big bigger than


2 small _____

3 short _____

4 tall _____


2 Write the opposites. Then write the sentences.

bigger _____ taller _____



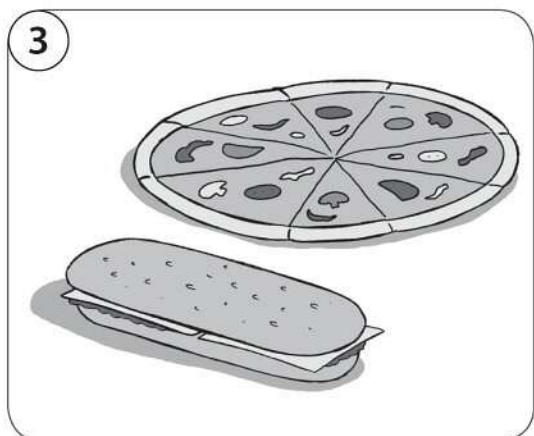
A horse is bigger than a goose.

A goose is _____ a horse.



Rosy _____.

Billy _____.




A pizza is _____.

_____.

Lesson Three Words


1 Find and circle the words.

slow ~~fast~~ quiet loud



2 Look and write.

~~louder~~ quieter slower faster




1 goose louder 2 sheep _____ 3 cow _____ 4 hen _____

3 Look and write.

- 1 The goose is louder than the hen.
- 2 The sheep is _____ the cow.
- 3 The cow is _____ the sheep.
- 4 The hen is _____ the goose.


1 Order the letters.

1 efte



feet

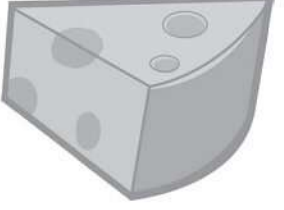
2 rete



3 eeht r

3

4 cehsee



2 Write.

feet cheese tree three



Look up at the green ¹ tree.

What can you see?

Two ² and a tail.

Count them, one, two, ³!

A monkey with a piece of ⁴,

That's what's hiding there!


3 Read. Circle the words with ee. Underline the words with e.

1



This pen is green.

2



There are three monkeys
in the tree.

3



There is a peg by my bed.

4 Now write the words in the correct box.

ee

green

e


Skills Time!

Lesson Five

Reading

1 Read.

Katie and Harry live at Fig Farm. On the farm they grow vegetables: carrots, tomatoes and potatoes. They've got fruit trees too: apples, plums and figs. There are also animals on the farm: hens, cows, goats and sheep. They get eggs and meat from the hens. They get milk and meat from the cows. They get milk and meat from the goats. And they get wool and meat from the sheep. There are also two dogs and four cats on the farm. Katie and Harry help their family on the farm.



2 Read and circle.

- 1 Circle two vegetables on the farm.
- 2 Circle two fruit trees on the farm.
- 3 Circle two animals on the farm.
- 4 How many dogs are there on the farm?
- 5 How many cats are there on the farm?

carrots oranges potatoes

figs plums pears

cows horses goats

one two three

three four five

Writing

1 Circle *and*. Then write two sentences for each sentence.

- 1 Harry is seven and Katie is nine. Harry is seven. Katie is nine.
- 2 This is a donkey and these are hens. _____
- 3 I like bananas and he likes apples. _____
- 4 There is a slide and there are swings. _____



About me!

2 Circle the animals you can see at a farm.

lion cow sheep tiger giraffe donkey horse zebra
 hen chick monkey elephant goat goose polar bear

3 Draw and write about a farm visit.

At a farm, I can see a goat.

At a farm, I can see a _____.

I can see a _____.

I _____.

I can't see a _____.


I can't see a _____.

I _____.

Lesson One Words

1 Find and circle the words.

photo dry ~~kind~~ wet fridge naughty




k s e k i n d p y



o c t w e t x y



t p d r y q x



h s p h o t o x b



l n a u g h t y v c



p u f r i d g e t e i

2 Now look and write.

1 There are some  photos on the .

2 This boy is .

3 This duck is very .

4 Her hands are .

5 His hands are .

1 Order the words.

1 naughty were The ducks .

The ducks were naughty.

2 was kind . This boy

3 babies . The weren't sad

4 . dry was Mum

5 wet wasn't She .

2 Look and write.

was wasn't were weren't

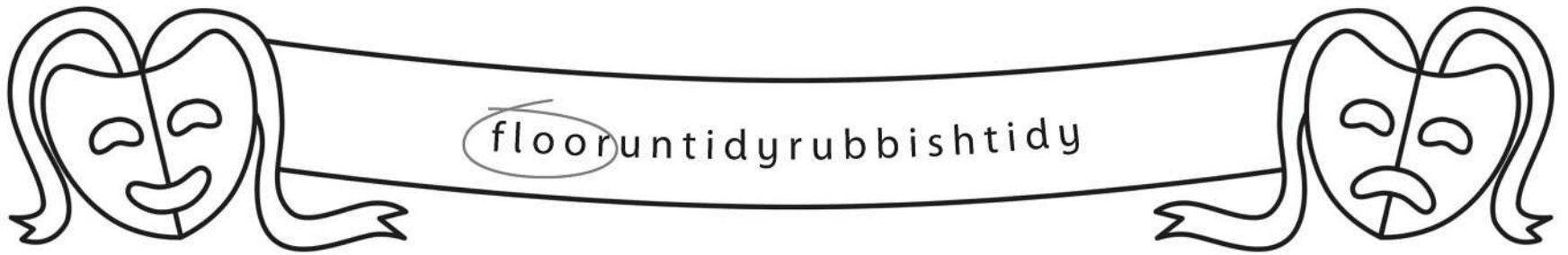


- 1 Rosy and Tim were in the park.
- 2 Tim _____ very kind. The babies _____ cold. They _____ hungry.
- 3 It was raining. Rosy and Tim _____ very wet. Mum _____ wet. She _____ dry.
- 4 The ducks _____ very naughty. The goat _____ naughty too.
- 5 Billy _____ a naughty boy. But he's a good boy now.

Lesson Three Words

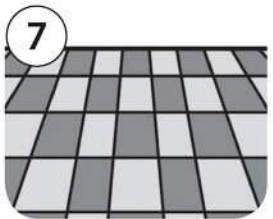


1 Find and circle the words.

tidy rubbish ~~floor~~ untidy




2 Look and write.

rubbish happy photo wet ~~hungry~~ party dry
dirty floor tidy





1	h	u	n	g	r	y
2	a					
3	p					
4	p					
5				y		
				m		
6		e				
				m		
7			o			
8			r			
9			i			
				e		
10					s	



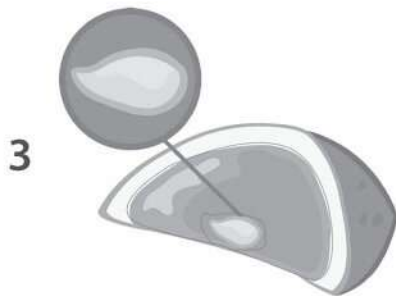


1 Read the words. Add the magic e and write.



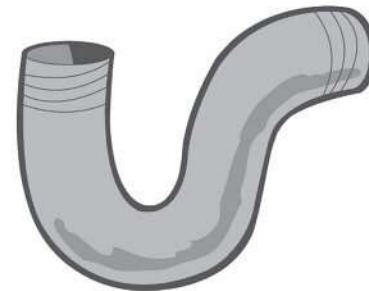

tap



cub



pip



2 Write.

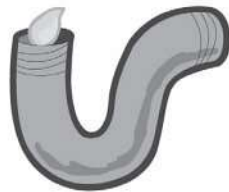
~~cube~~ Cub tap pipe Cube tape pip



A lion cub is playing with a ¹ cube.

² _____, cub, cub,

¹ _____, cube, cube.



An orange ³ _____ is in a ⁴ _____.

Pip, pip, pip.

Pipe, pipe, pipe.



There's ⁵ _____ on the ⁶ _____ on the sink.

Tap, tap, tap.

Tape, tape, tape.

Lesson Five

Reading

1 Read.

Our class play by Robin (Class 2L)
This year, our class play was *On the farm*.
My friends and I were the farm animals.
I was a horse. My costume was a big
horse's head and body. Charles was a
sheep. His costume was a white wool coat.
Nicola was a hen. Her costume was a hen's
head and body.

All the animals were happy on the farm.
Everyone was very good. All our mums and
dads were very happy. Our teacher was
very proud of us.



2 Read again. Match the children to the animals.

- | | | |
|-----------|----------------------------|---------|
| 1 Robin | <input type="checkbox"/> b | a hen |
| 2 Nicola | <input type="checkbox"/> | b horse |
| 3 Charles | <input type="checkbox"/> | c sheep |

3 Now complete the sentences.

sheep happy 2L animals head proud

- 1 Robin is in class 2L.
- 2 Robin and his friends were farm animals.
- 3 Charles was the sheep.
- 4 Nicola's costume was a hen's head and body.
- 5 Everyone was very happy.
- 6 The teacher was proud.

Writing

1 Write *and* or *or*.1 I've got a teddy and a doll.

2 He hasn't got a kite _____ a bike.

3 I am cold _____ tired.

4 She isn't scared _____ angry.

5 He doesn't like sweets _____
chocolate.6 She doesn't play football
_____ tennis.7 I do my homework _____
watch TV.

8 I like apples _____ pears.



About me!

2 Circle how you were during Primary 2. Underline how your friends were.

happy sad kind naughty tidy untidy
good tired angry scared brave

3 Draw and write about you and your friends during Primary 2.

I was happy.

I was _____.

I _____.

My friends were _____.

They were _____.

They _____.

Lesson One Words

1 Write.


man men woman women ~~child~~ children

1



child

2



3




4



5




6



2 Now look and answer the questions.

There is There are



1 How many men are there?

There are two men.


2 How many children are there?

3 How many boys are there?

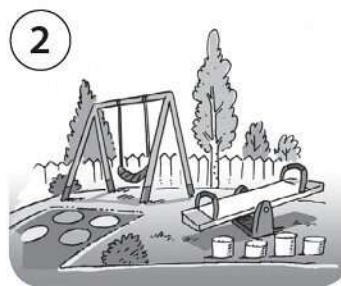
4 How many women are there?

1 Write.

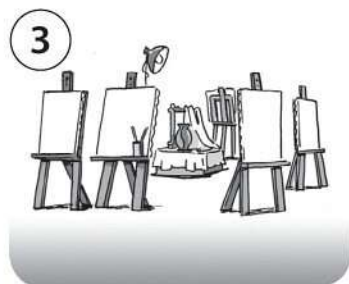
some any



1 There were some chairs in the classroom.



2 There weren't _____ tables in the playground.



3 There weren't _____ children in the art room.



4 There were _____ teachers on the sports field.

2 Look and write.

some ~~were~~ playground was any wasn't



1 It was the school prize-giving. They were late.



2 They were in the classroom. There weren't _____ children. But there were _____ teachers.



3 The prize-giving _____ in the classroom. It was in the _____.



4 There _____ a prize for English. Rosy and Tim were the winners.

Lesson Three Words

1 Match.

1 first

c

a 3rd

2 second

b 4th

3 third

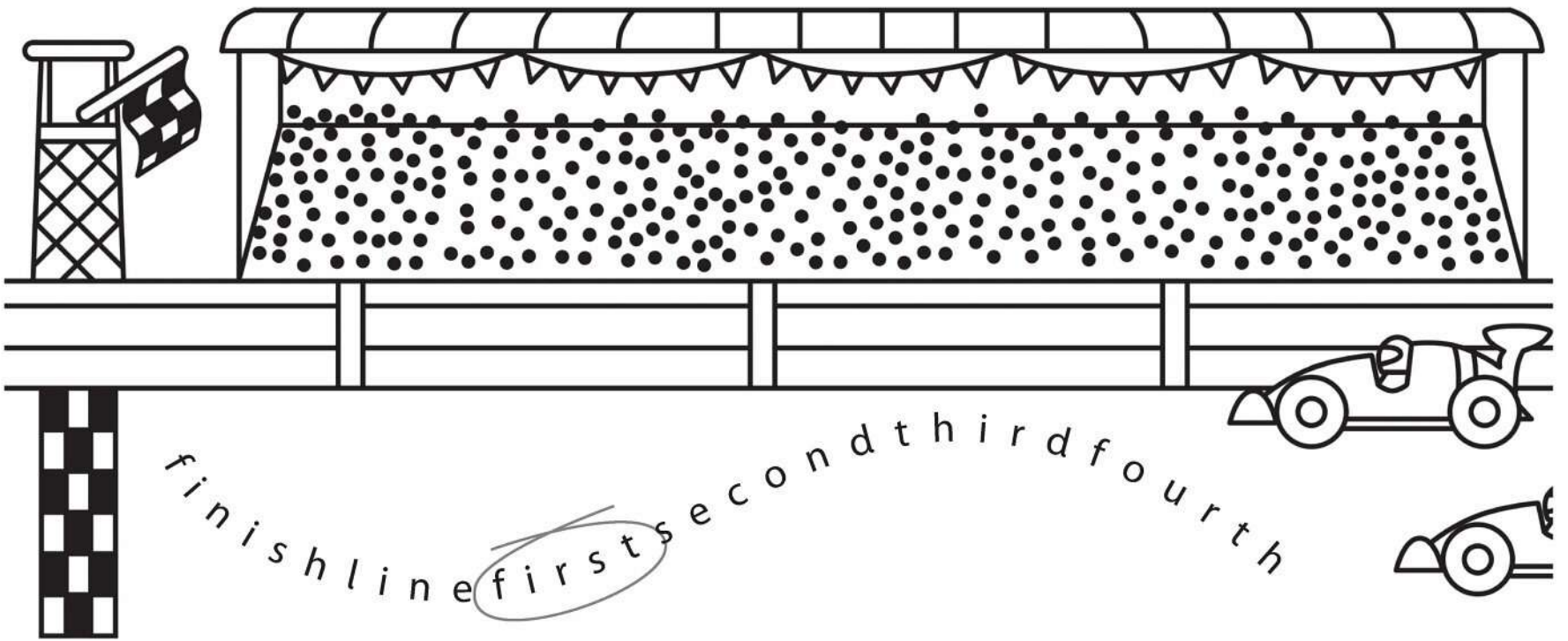
c 1st

4 fourth


d 2nd

2 Find and circle.

fourth ~~first~~ third second finish line



3 Look and write. Use the words above.



The animals were in a race!

Go, go, go!

Some were fast,

And some were slow.

The hen was _____.

The rabbit was _____.

The cow was _____.

The horse was _____.

1 Circle the word that contains a different end sound.

1 bank sink swing


2 ring bank pink


3 swing king sink


4 king pink swing


5 sink ring king

2 Match the letters and write.

1  si _____ sink

2  ki _____


3  ri _____

4  ba _____

ng
nk

3 Write.

Swing Sink Ring Drink ~~Sing~~ king



1 Sing a song while you

2 _____, swing, swing.

Look at the ³ _____ with his

4 _____, ring, ring.

Wash your hands at the

5 _____, sink, sink.

Now you're thirsty, have a


6 _____, drink, drink.

Skills Time!

Lesson Five

Reading

1 Read the story about Suzy the horse again. Put the pictures in the correct order.



2 Match the sentences to the pictures above.

- 1 Suzy is a fairground horse.
- 2 She isn't happy. She wants to be a real horse.
- 3 She can move her head and tail. She is a real horse.
- 4 Suzy is happy. She's running and eating.
- 5 Now she is cold and scared.
- 6 Suzy goes back to the fairground.

b

3 Circle the incorrect words. Write the sentences correctly.

- | | |
|--|---------------------------------|
| 1 Suzy is a <u>cow</u> .
Suzy is a horse. | 2 She's behind a green horse. |
| 3 She's in front of a blue goat. | 4 She drinks milk in the field. |
| 5 She eats ice cream in the field. | 6 At night she's hot. |

Writing

1 Write s or ies.

1 family families

3 teddy _____

5 lolly _____

2 boy _____

4 turkey _____

6 monkey _____



About me!

2 Tick (✓) what you can see at a school open day. Cross (x) what you can't see.

men

rabbits

women

children

lions

teachers

frogs

3 Draw and write about a school open day.

There are some children.

There are some _____
_____.

There _____
_____.

There _____
_____.

There aren't any _____
_____.

There _____
_____.



There _____
_____.

Fluency Time! 5

Everyday English

1 Look and write.

idea Whose Congratulations winner
turn ~~play~~ have got



2 Order the words.

1 Pairs ! play Let's

Let's play Pairs!

2 it turn ? Whose is

3 turn your . It's

4 cards . got than I've more you

5 the You're . winner



1 Watch. Write *Kate* or *James*.

1 Let's play Snap.

James

2 It's my turn.

3 I've got more cards than you.

4 Congratulations!

2 Watch again. Complete.

whose eight turn Let's OK winner Congratulations Snap

1 Let's _____ play another game.

_____.

2 Hmm, _____ turn is it?

It's Kate's _____.

3 _____!

_____!

4 I've got _____ cards.
I'm the _____.

_____.

3 What is your favourite game? Ask a friend to play.

Are you free at lunch time?
Let's play cards.

1 Write.



- 1 **short** The boy is *shorter than* _____ the girl.
- 2 **small** His coat is _____ the girl's coat.
- 3 **fast** But he is _____ the girl.
- 4 **loud** And he is _____ the girl.
- 5 **quiet** The girl is _____ the boy.

2 Read the words. Write them in the correct boxes.

cow fourth goat first horse ~~naughty~~ sheep
 dry third dirty wet second


adjectives

naughty

animals

numbers

3 Look and write how many.



women	<u>2</u>
dolls	_____
men	_____
children	_____
teddies	_____
toy cars	_____

4 Now look and write.

There are some ... There aren't any ...

- 1 women There are some women.
- 2 dolls _____
- 3 men _____
- 4 children _____
- 5 teddies _____
- 6 toy cars _____

5 Answer the questions.

- 1 What's your name? _____
- 2 How many brothers and sisters have you got? _____
- 3 What are you wearing? _____
- 4 What colour are your clothes? _____
- 5 What is your teacher wearing? _____
- 6 What colour are his or her clothes? _____
- 7 What are you doing now? _____

Fluency Time! Review

1 Play and say. Write.

START

1

Are you _____ after _____ today?

2

3 **Go back 1**

4

Can I help you?

I'd _____ 5 bananas please.

Go forward 2

15

Can you _____ it, _____ ?

a - p - p - l - e

14

Go back 1

13

12

This _____ for _____ .

16

How _____ is _____ ?

18

It's two pounds.

17

19

I'm the _____ .

20

Go back 3

5

Go forward
3

Miss a turn



6

7

_____ in
English?

It's a table.

Go forward
1

11

Miss a turn



10



9

I'm _____ free
on _____.

8

Go back
1



21

Go forward
1

22

Whose turn is it?

_____ your _____.



23

_____ you for
me.

**You are
the
winner!**

Games

1 Look and write.

at At skipping like fast on friends outside

At my school,
break time is
2 o'clock in the afternoon.

My favourite playground game is
. I skip with my friends Laura,
Rose and Holly. I can skip very
. It's
great fun. Sometimes I see my friends at the
park Saturdays too.



When it's raining, we can't go
. We stay in the classroom. I talk to my
. I really break time.

2 Write.

at on in

- I don't go to school Saturdays.
- Break time is half past eleven.
- My holiday is July.
- I play football the park.
- the winter, I wear a coat.
- I always visit my aunt Thursdays.

3 Write the words in the correct box.

at on in

places	times	days	months	seasons
at				

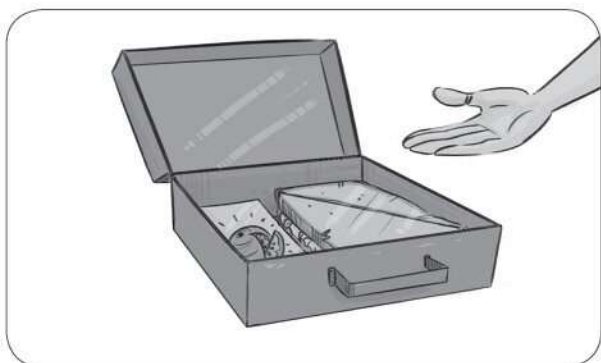
Meals

1 Look at the pictures and choose the correct word.

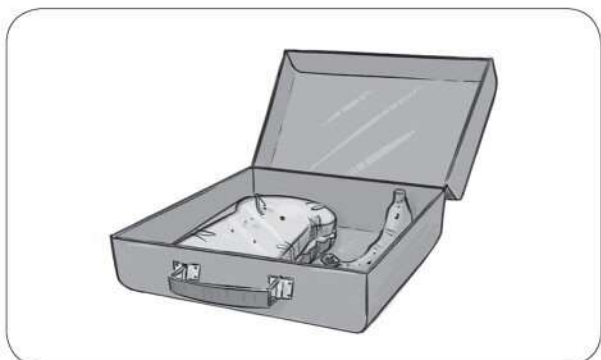
juice salad cheese ~~egg~~ got some a



My name's Holly. This is my breakfast. I've got an egg and some toast. I'm drinking some _____.



This is my lunchbox. For lunch today I've got a _____ sandwich and _____ orange juice.



This is my brother's lunch. He's got an egg sandwich and _____ banana.



Here is my dinner. Today I've _____ a pizza, some _____ and some fries.

2 Look and write.

some a an

1 For breakfast, Holly has got _____ egg.

2 She's got _____ toast.

3 For lunch, she's got _____ sandwich.

4 She hasn't got _____ apple.


5 For dinner, she's got _____ salad.

6 She's got _____ fries.

At home

1 Look at the pictures and choose the correct word.

our are their ~~live~~ painting Its net garden



1

My name's Simon. I live in London with my family.
This is _____ house.



2

I've got two sisters. This is _____ room.



3

This is the _____. I've got a football _____.
My dad and I love football.



4

My mum is _____ my room. _____ walls were yellow.
Now they _____ blue. Blue is my football team's colour.

2 Look and write.


~~your~~ our Their its Our



1

Is this your house?


Yes. It's _____ house.



2

_____ swing is big.

_____ swing is small.



3

This is my blanket. I like _____ little footballs.

Fluency Time! 1

What's this in English? It's a ruler.

Speak more slowly, please. A ruler.

Can you spell it, please? R-u-l-e-r.

Fluency Time! 2

Can I help you? Yes, I'd like five tomatoes, please.

Anything else? Yes, I'd like...

No, how much is it?

Fluency Time! 3

Are you free after school on Monday? I'm not free on Monday.

How about Tuesday? I'll ask my mum.

Fluency Time! 4

Everyone's in the living room.

This is for you.

Thank you for having me. You're welcome.

Fluency Time! 5

Whose turn is it? It's my turn.






It's your turn.



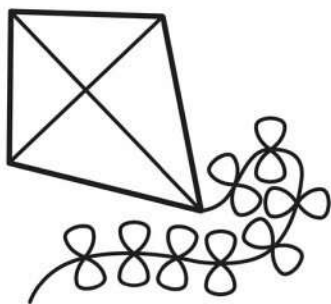
I'm the winner! Congratulations.

Picture dictionary

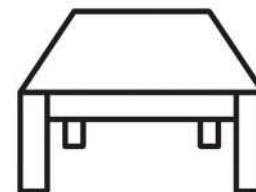

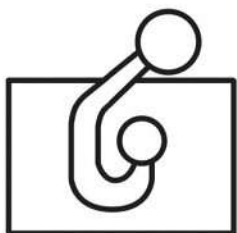
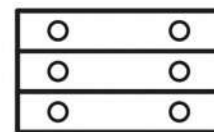
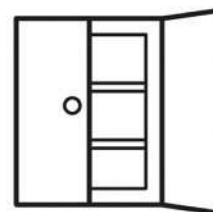


Look and write.

Starter Welcome back!









1 School things




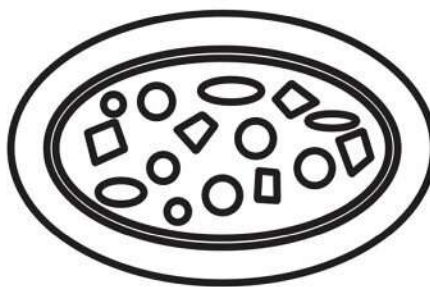
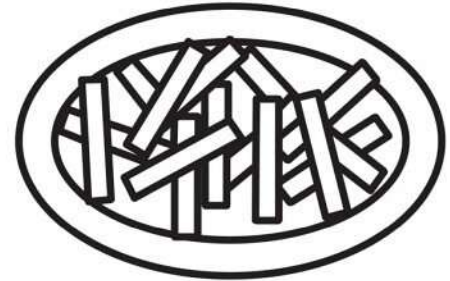
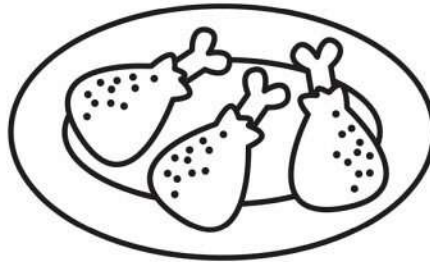
2 Feelings



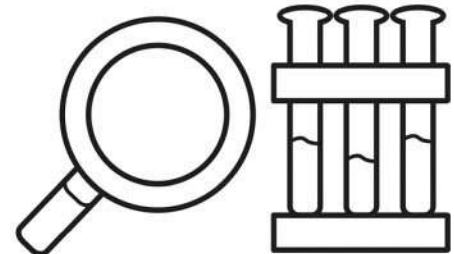
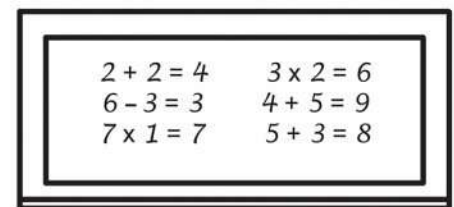

3 Outdoor activities




4 Food






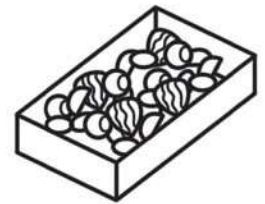
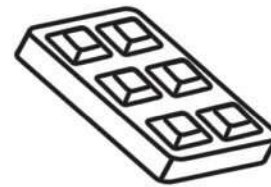
5 School subjects



6 After-school activities




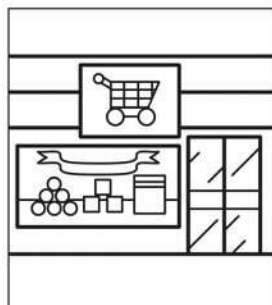
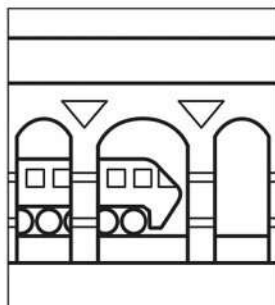
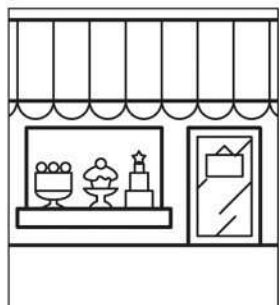



7 Special days




8 Everyday activities



9 Places



10 Weather









11 Clothes




12 Celebrations



13 Farm animals



14 Memories



15 People



Copy.

one

two

three

four

five

six

seven

eight

nine

ten

twenty

thirty

forty

fifty

sixty

seventy

eighty

ninety

one hundred

thirty-three

seventy-two

2nd Edition **Family and Friends**

**Support and
development for
the whole child**



Building on the exceptionally strong skills training, phonics and civic education of the internationally best-selling first edition, **Family and Friends 2nd Edition** now brings you:

- NEW** Real-world fluency development with supporting DVD
- NEW** Interactive online practice you can assign and track
- NEW** Comprehensive assessment and testing programme, including Cambridge English: Young Learners (YLE)

Components

- **Class Book** with Student MultiROM
- **Workbook**
- **Class Audio CDs**
- **Teacher's Book Plus** with Fluency DVD, Online Practice and Assessment and Resource CD-ROM & Audio CD
- **Teacher's Resource Pack** with Story Posters, Phonics Cards and Flashcards
- **Oxford iTools** Digital Classroom Resources

Also available

- Grammar Friends
- Readers
- Oxford Primary Skills: Reading and Writing

OXFORD
UNIVERSITY PRESS



ISBN 978-0-19-480804-0

